SPAIN Weekly snapshot - Week 40 (29 Sep - 5 Oct 2025)

The charts below are based on figures from the Ministry of Interior and UNHCR estimates. All figures are provisional and subject to change

Refugees & migrants: sea and land arrivals in week 40[1]

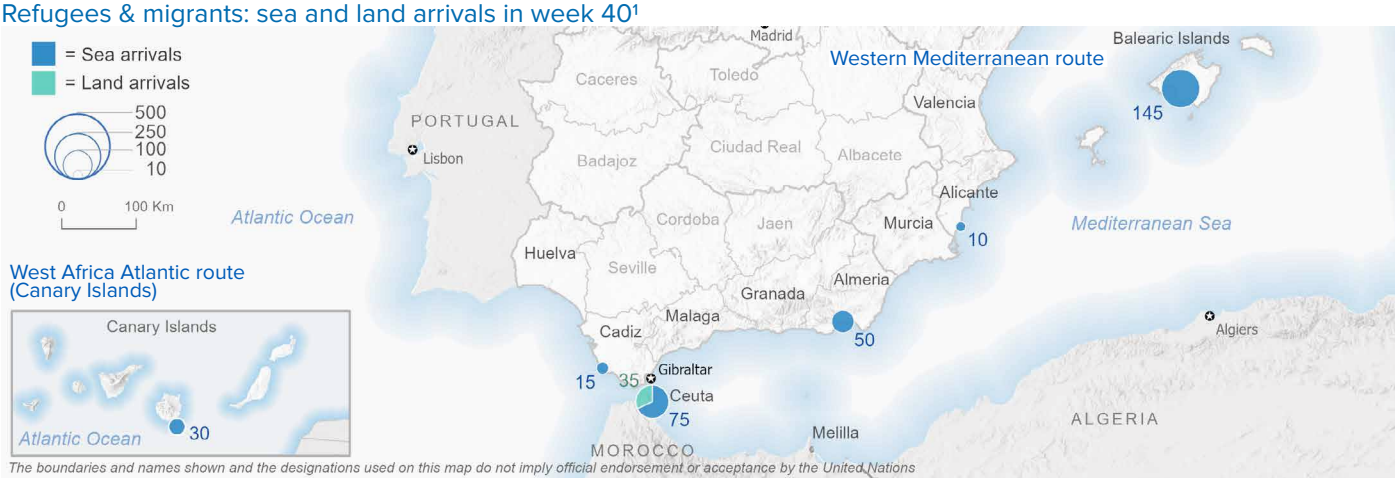

The boundaries and names shown and the designations used on this map do not imply official endorsement or acceptance by the United Nations

Arrivals in Spain

28,117 Arrivals as of 5 Oct 2025[2]

-35% Dif. 2024

27,393 Sea Arrivals[2]
Dif. 2024: -36%

724 Land Arrivals[2]
Dif. 2024: +111%

357 Arrivals Week 40[1]
Dif. last week: -34%
Dif. 2024: -72%

Western Mediterranean

15,178 Arrivals as of 5 Oct 2025[2]

+26% Dif. 2024

14,454 Sea Arrivals[2]
Dif. 2024: +24%

724 Land Arrivals[2]
Dif. 2024: +111%

327 Arrivals Week 40[1]
Dif. last week: +6%
Dif. 2024: -11%

West Africa Atlantic (Canary Islands)

12,939 Arrivals as of 5 Oct 2025[2]

-59% Dif. 2024

12,939 Sea Arrivals[2]
Dif. 2024: -59%

30 Arrivals Week 40[1]
Dif. last week: -87%
Dif. 2024: -97%

Arrivals in Spain during the last five weeks[1]

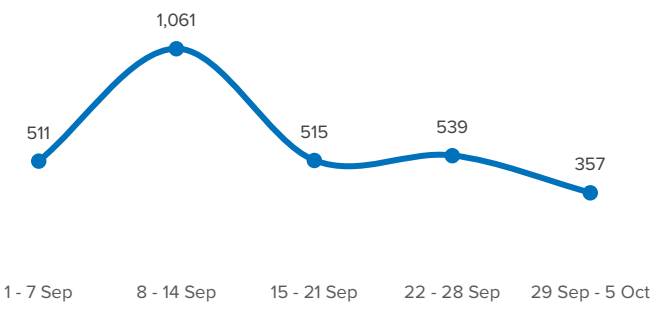

Arrivals in Spain by route during the last six months[2]

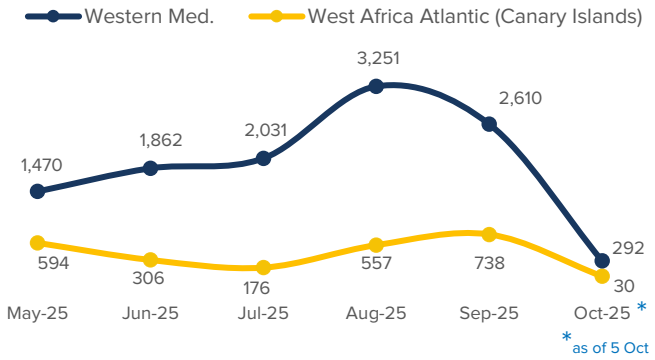

Arrivals in Spain per month[2]

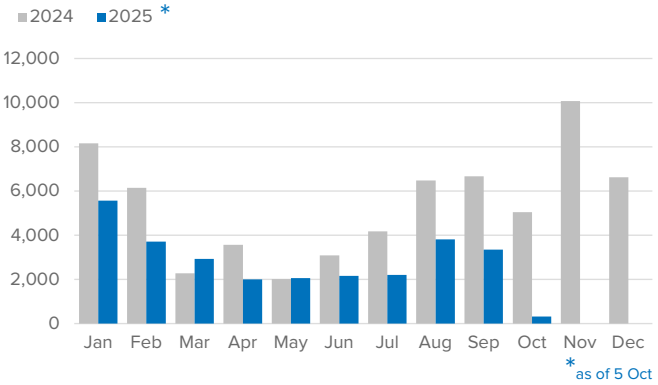

Arrivals in Spain per year[2]

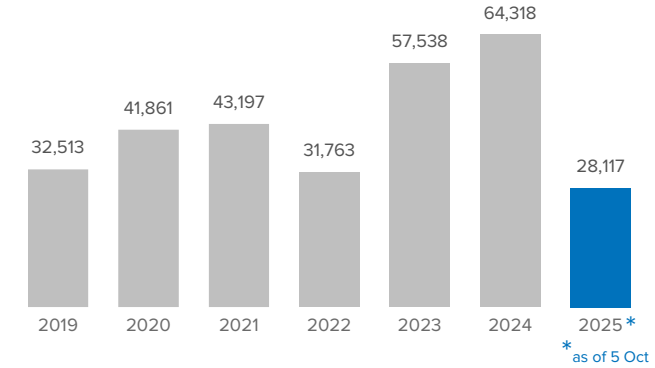

UNHCR / 8 Oct 2025
Source: UNHCR Spain data portal
[1]Based on UNHCR estimates.
[2]Based on figures from the Spanish Ministry of Interior and UNHCR estimates.