GHANA REFUGEE BOARD

UNHCR The UN Refugee Agency

MULTI-COUNTRY OFFICE (MCO) CÔTE D'IVOIRE

GHANA: MONTHLY STATISTICS

As of 30 September 2025

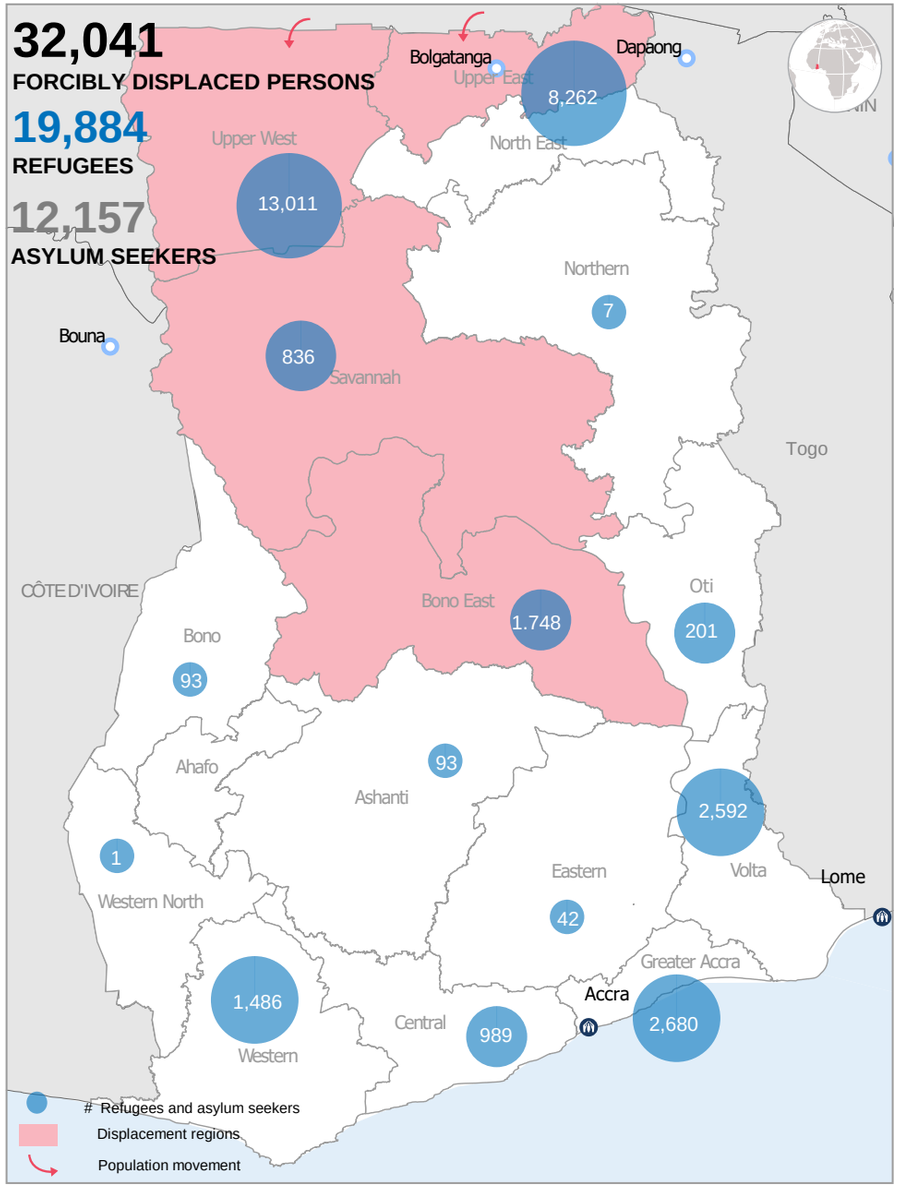

STATISTICS OF REFUGEES AND ASYLUM SEEKERS REGISTERED*

POPULATION BREAKDOWN BY REGION

Region	Asylum Seeker	Refugee	Total
Upper West	2	5,961	5,963
Upper East	1	5,496	5,497
Volta	3	2,589	2,592
Greater Accra	422	2,258	2,680
Western	136	1,350	1,486
Central	60	929	989
Bono East		858	858
Others	28	443	471
Grand Total	**652**	**19,884**	**20,536**

COUNTRY OF ORIGIN

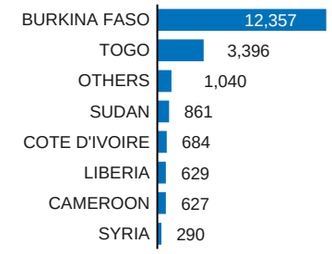

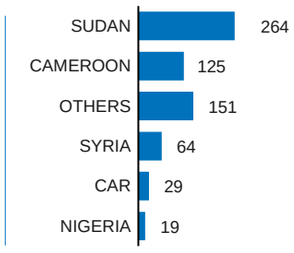

In Ghana, **97%(19,884)** of the registered forcibly displaced persons have a refugee status, Asylum seekers represent **3% (652).**

AGE AND GENDER BREAKDOWN

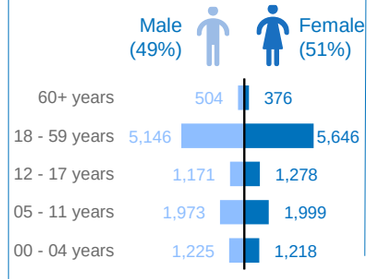

AGE AND CATEGORY BREAKDOWN

72% Women & Children

43% Children (0-17 years)

53% Adults (18 – 59 years)

4% Elderly (60+)

POPULATION DISTRIBUTION

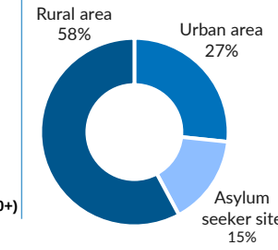

CHILDREN OF SCHOOL GOING AGE

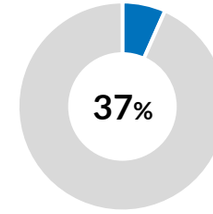

37% of the registered population in Ghana are children of school going age. The UPPER EAST and WEST regions host 73% of children of school going age.

SOCIO-ECONOMIC STATISTICS

MAIN OCCUPATION (ADULT)

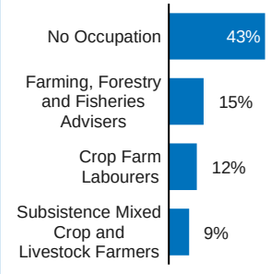

MAIN EDUCATION LEVEL (ADULT)

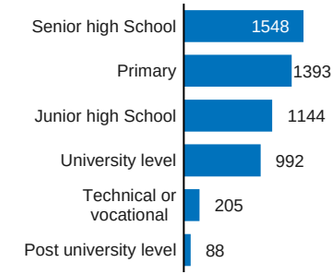

MAIN ETHNICITIES

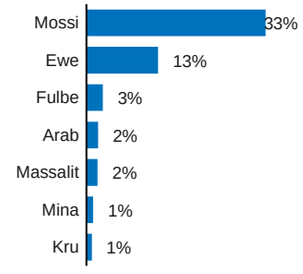

PERSONS WITH SPECIFICS NEEDS

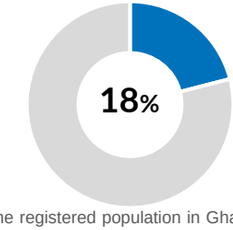

18% Of the registered population in Ghana have at least one specific need. 2,020 children are exposed to various risks that could have a negative impact on their lives, 655 have serious medical conditions..

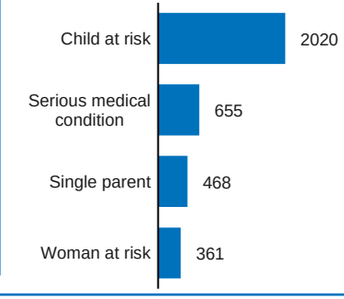

ARRIVAL FROM BURKINA FASO AND MALI**(From January 2024)

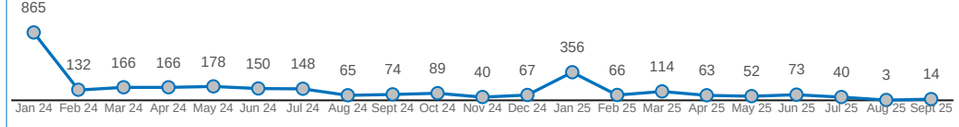

**the individuals arrived and were registered by GRB on the field

TREND FORCIBLY DISPLACED POPULATION *(ESTIMATED & REGISTERED POPULATION IN THE NORTH)*

Cumulative data - registered and estimated population in the North

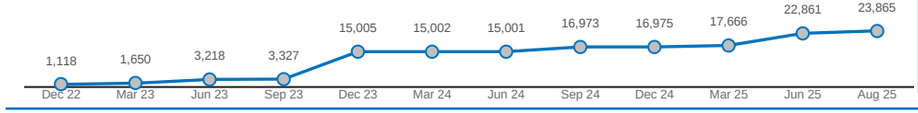

*Registered Refugees and Asylum Seekers

Sources : UNHCR proGres – 2025, Ghana Refugee Board

Updated on 09 October 2025