Izmir AoR Protection Sector Achievements - 2025

as of September 2025

Inter-Agency Coordination Türkiye

# of Beneficiaries by Location

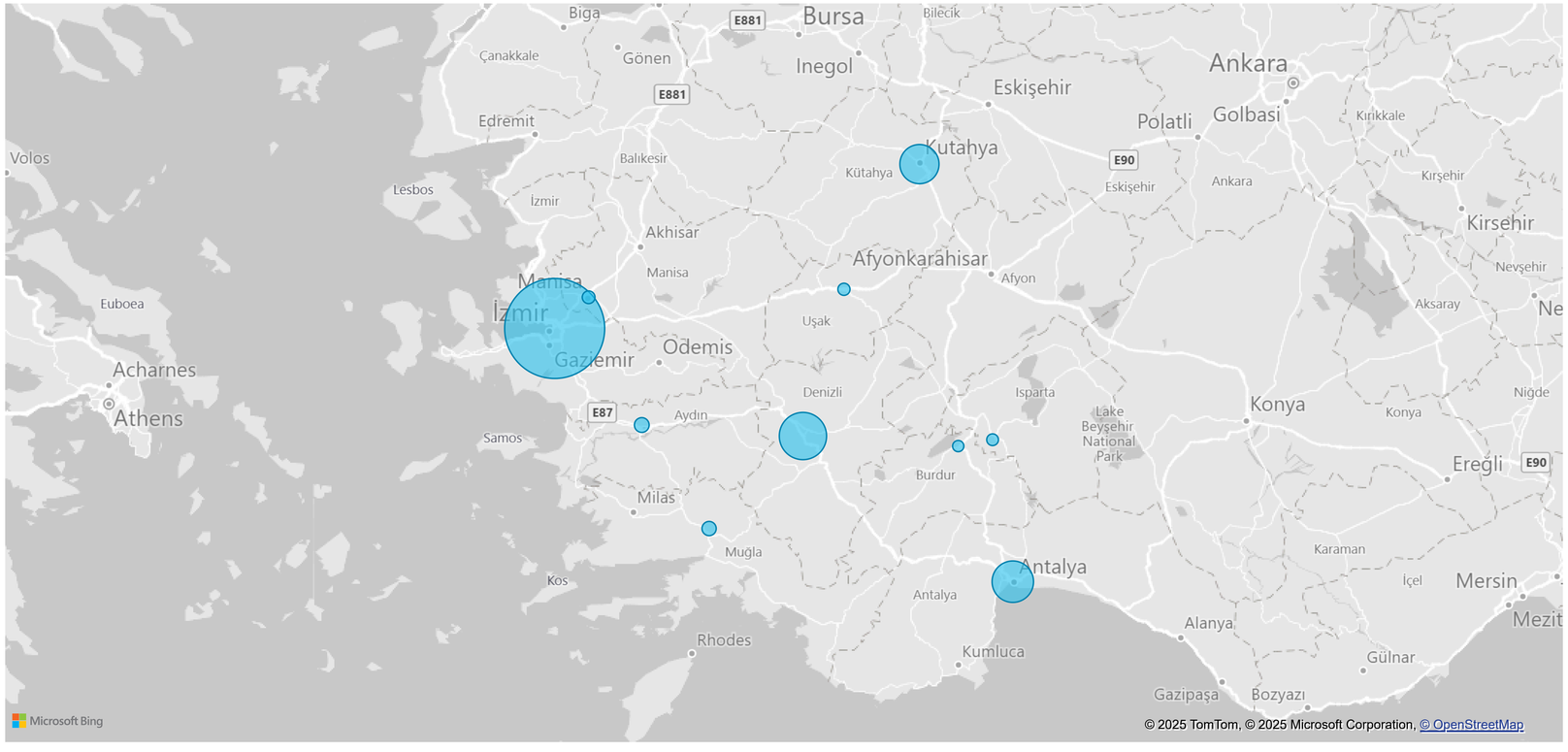

Individuals benefitting protection Services by Month

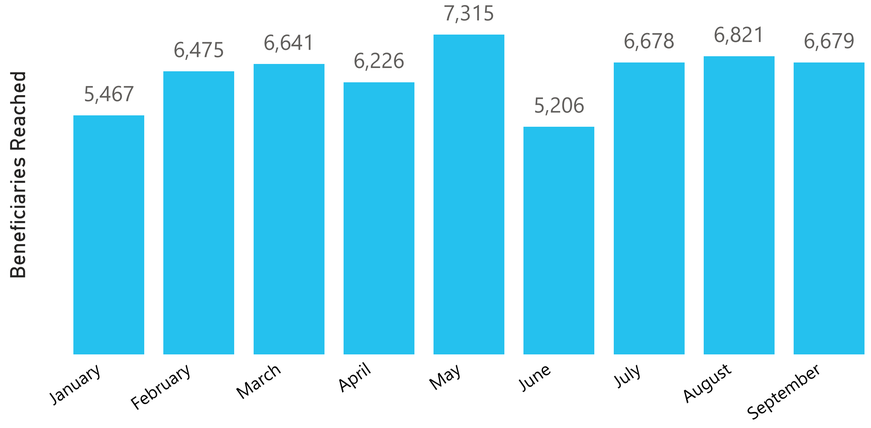

23,185
Number of individuals benefitting from protection activities

12,095
Number of individuals with specific needs/vulnerabilities assessed and identified with protection n

Location: All

Month: All

Breakdown of Beneficiaries by Gender*

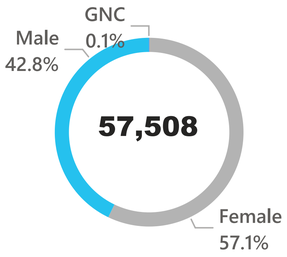

Breakdown of Beneficiaries by Nationality*

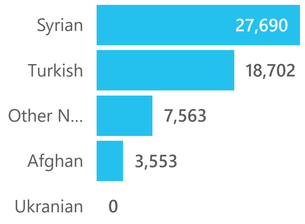

8,407
Number referrals (of individuals with protection needs) to specialized/multisectoral services

951
# of individual GBV survivors provided with GBV specific response services

2,065
# of individual GBV survivors and those at risk assessed

985
Number of individuals receiving cash/in-kind assistance to meet their protection needs

62
# of children assessed for protection needs

1,482
# of children participating in structured, sustained child protection or psycho-social support progr

4,604
# of individuals provided with individual legal support

323
# of individuals trained on international protection, rights, services and available assistance

Appeal: All

EQ Response Activity: All

Nationality: All

Reporting Agencies

ASAM | Eksi 25 | HRDF | ICMPD | IOM | STL | TRC | UNFPA | UNHCR | YSF

Supporting Agencies

ASAM | ICMPD | IOM | UNFPA | UNHCR | UNICEF

Source: *PWG, ActivityInfo* *Feedback*: *IMTurkey@unhcr.org*

**The number of beneficiaries reached is calculated by summing indicators selected by the sectors; there may be duplications.*

Izmir AoR Protection Sector Achievements - 2025

as of September 2025

Inter-Agency Coordination Türkiye

Number of individuals with specific needs/vulnerabilities assessed and identified with protection needs

6,606

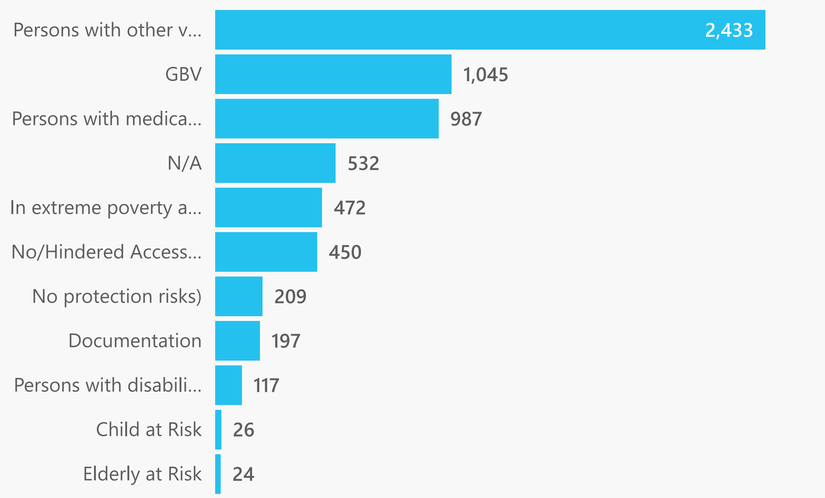

Number of Individuals Trained

216



Number of Individuals Reached with Information Dissemination or Awareness Raising

3,674

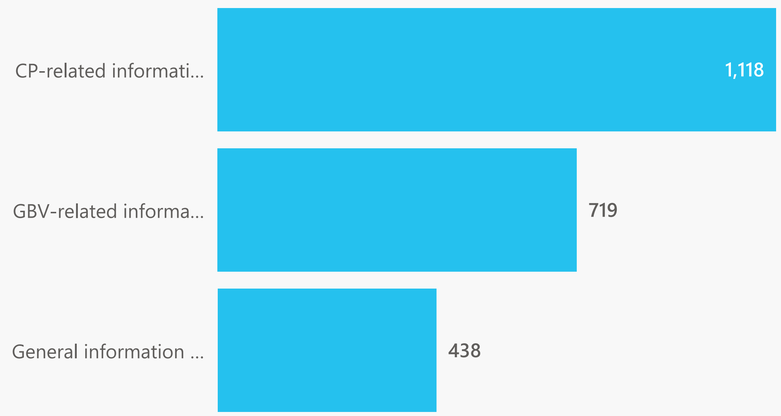

Location: All | Month: All | Appeal: All | Nationality: All | EQ Response Activity: All

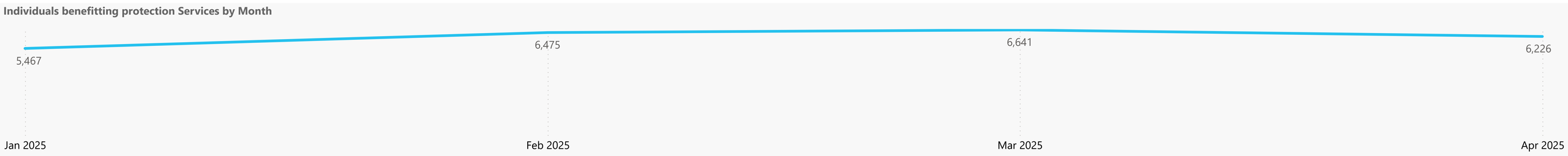

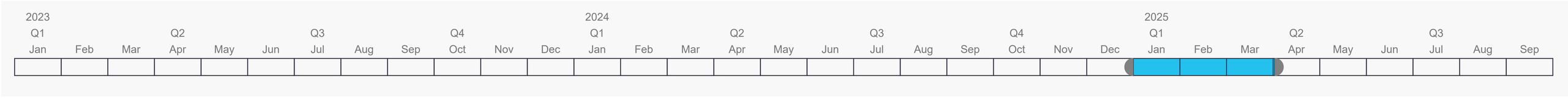

Reporting Agencies

ASAM | Eksi 25 | HRDF | ICMPD | IOM | STL | TRC | UNFPA | UNHCR | YSF

Supporting Agencies

ASAM | ICMPD | IOM | UNFPA | UNHCR | UNICEF

Source: PWG, ActivityInfo **Feedback**: *IMTurkey@unhcr.org*

**The number of beneficiaries reached is calculated by summing indicators selected by the sectors; there may be duplications.*

Izmir AoR Protection Sector Achievements - 2025

as of September 2025

Inter-Agency Coordination Türkiye

Location	Month	Appeal	EQ Response Activity	Nationality
All	All	3RP	All	All

Indicator Family	January	February	March	April	May	June	July	August	September	Tot
1.1.1 # of individuals trained on international protection, rights, services and available assistance	55									
1.4.1 # of refugees/vulnerable host community members provided with individual legal support (legal aid and counsel)	611	580	603	489	541	470	524	422	364	**4**
2.1.1 # of individuals benefitting from protection activities	2,570	3,369	2,628	2,701	2,510	1,677	2,140	2,301	3,289	**23**
2.1.2 # of individuals with specific needs/vulnerabilities assessed and identified with protection needs	1,732	1,381	1,232	1,029	1,056	817	950	1,056	715	**9**
2.1.3 # referrals (of individuals with protection needs) to specialized/multisectoral services	877	1,174	1,059	791	1,009	846	903	953	795	**8**
2.1.4 # of individuals receiving cash/in-kind assistance to meet their protection needs	294	128	102	47	66	59	69	99	121	
2.1.5 # of individual receiving psycho-social support	104	129	108	83	46	63	96	77	49	
2.2.1 # of individuals reached through information campaigns and awareness-raising on rights, entitlements, services, assistance including as related to return procedures and conditions	107	93	164	74	152	72		11	49	
2.3.1 # of individuals engaged in sustained and structured mobilization efforts and empowerment programmes	10	5	8		19	15	2	12	7	
2.5.1 # of refugee and host community members participating in one-off events specific to social cohesion	81	85	114	644	112	107	80			**1**
2.5.2 # of refugee and host community members participating in structured and sustained programmes specific to social cohesion	1,766	1,844	2,045	2,110	3,178	2,590	61		17	**13**
3.1.1 # of individual Gender-Based Violence (GBV) survivors and those at risk assessed	270	195	410	170	237	189	122	118	29	**1**
3.1.2 # of individual GBV survivors provided with GBV specific response services	66	81	282	74	91	70	125	113	49	
3.1.3 # of individual GBV survivors referred to multi-sectoral GBV specific response services	14	37	76	61	102	102	98	90	22	
3.2.1 # of individuals reached through GBV-related information campaigns and activities to raise public awareness on rights, entitlements and assistance for prevention, mitigation and response to GBV	113	236	256	114	246	80	183	209	571	**2**
4.1.1 # of children assessed for protection risks	791	1,053	1,076	1,443	572	466	664	729	946	**7**
4.1.2 # of children identified to be at risk	236	291	616	169	127	195	543	193	336	**2**
4.1.3 # of children referred to specialised/multi-sectoral services	268	320	594	201	184	250	373	248	354	**2**
4.2.1 # of children participating in structured and sustained community based child protection programmes	10	5	1			5		11	7	
4.2.2 # of children participating in structured, sustained child protection or psycho-social support programmes (individuals and in groups)	66	573	46	296	213	62	124	96	39	**1**
4.2.3 # of individuals reached with positive parenting programmes	27	189	11	6	48	26	24	24	13	
4.2.4 # of individuals reached through information campaigns and awareness-raising initiatives on child rights and protection	137	79	814	88	528	184	277	293	169	**2**
4.3.1 # of individuals reached with technical capacity development initiatives (including trainings) on child rights and protection	1	70	1							
Total	**10,206**	**11,917**	**12,246**	**10,590**	**11,037**	**8,345**	**7,358**	**7,055**	**7,941**	**86**

Reporting Agencies

ASAM | Eksi 25 | HRDF | IOM | STL | TRC | UNFPA | UNHCR | YSF

Supporting Agencies

ASAM | IOM | UNFPA | UNHCR | UNICEF

Source: PWG, ActivityInfo *Feedback: IMTurkey@unhcr.org*

**The number of beneficiaries reached is calculated by summing indicators selected by the sectors; there may be duplications.*

Izmir AoR CP Sub-Sector Achievements - 2025

as of September 2025

Inter-Agency Coordination Türkiye

# of Beneficiaries by Location

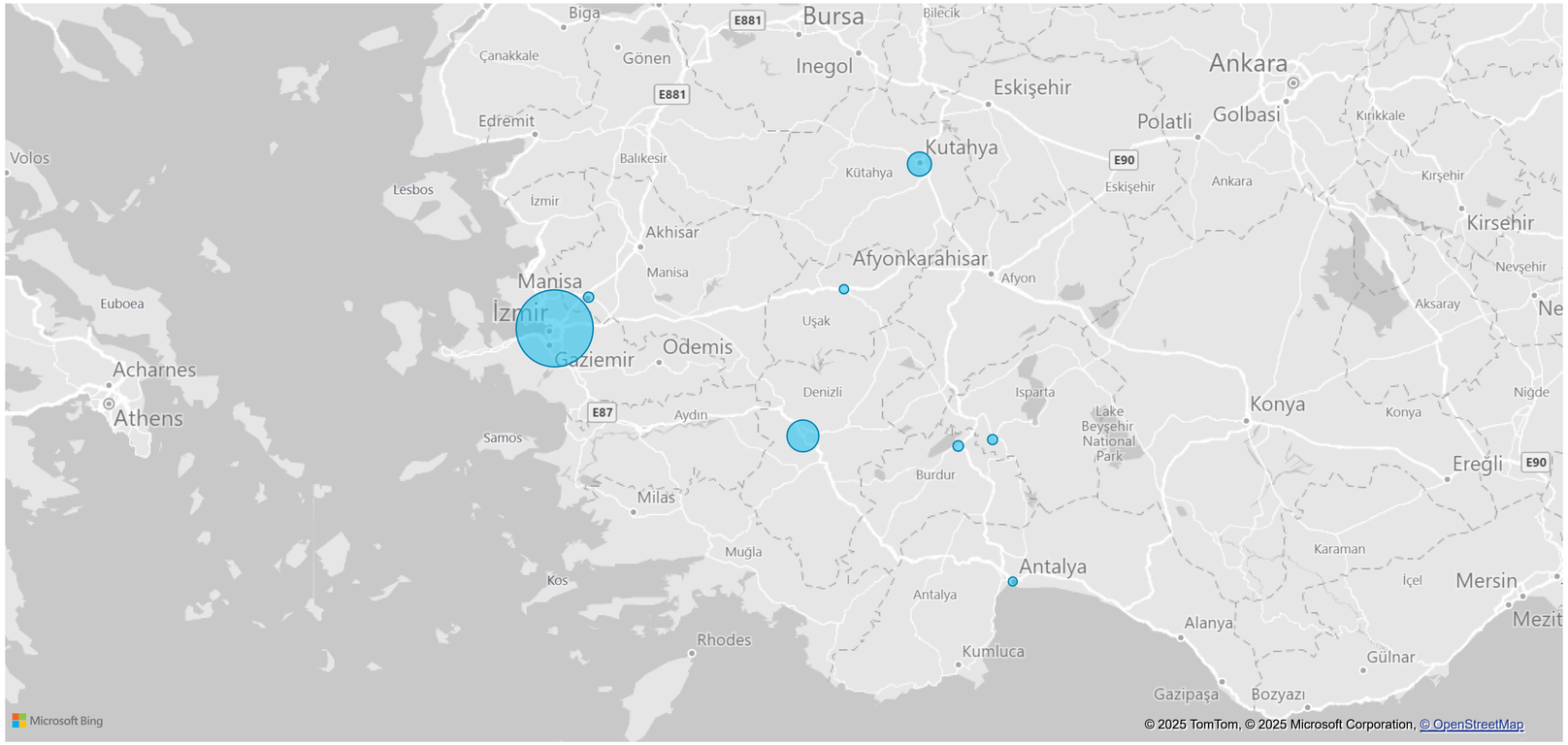

Individuals benefitting protection Services by Month

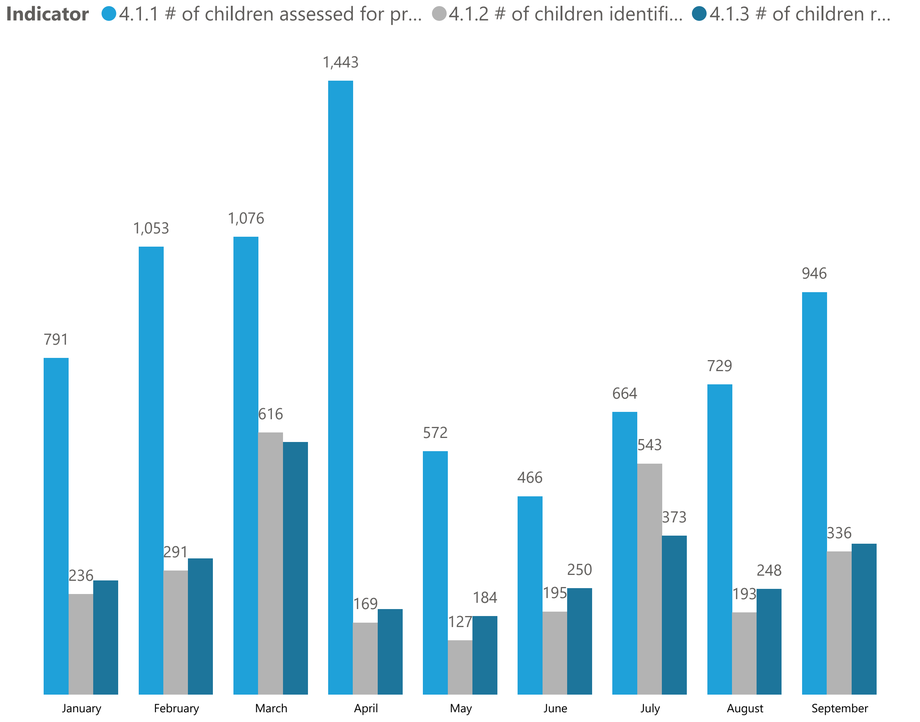

Location

All

Month

All

Breakdown of Beneficiaries by Gender*

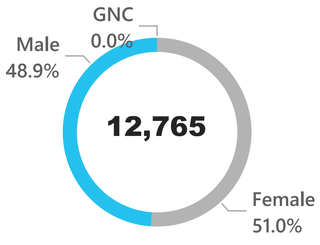

Breakdown of Beneficiaries by Nationality*

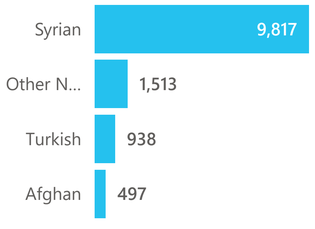

62
# of children assessed for protection needs

9,911
# of children identified to be at risk

2,792
4.1.3 # of children referred to specialised/multi-sectoral services

78
# of children participating in structured and sustained community based child protection programmes

1,482
# of children participating in structured, sustained child protection or psycho-social support programmes

368
# of individuals reached with positive parenting programmes

2,569
# of individuals reached through information campaigns and awareness-raising initiatives

Appeal

All

EQ Response Activity

All

Nationality

All

Reporting Agencies

ASAM	Eksi 25	HRDF	STL	TRC	UNHCR	YSF

Supporting Agencies

ASAM	UNHCR	UNICEF

Source: *PWG, ActivityInfo* *Feedback*: *IMTurkey@unhcr.org*

**The number of beneficiaries reached is calculated by summing indicators selected by the sectors; there may be duplications.*

Izmir AoR GBV Sub-Sector Achievements - 2025

as of September 2025

Inter-Agency Coordination Türkiye

# of Beneficiaries by Location

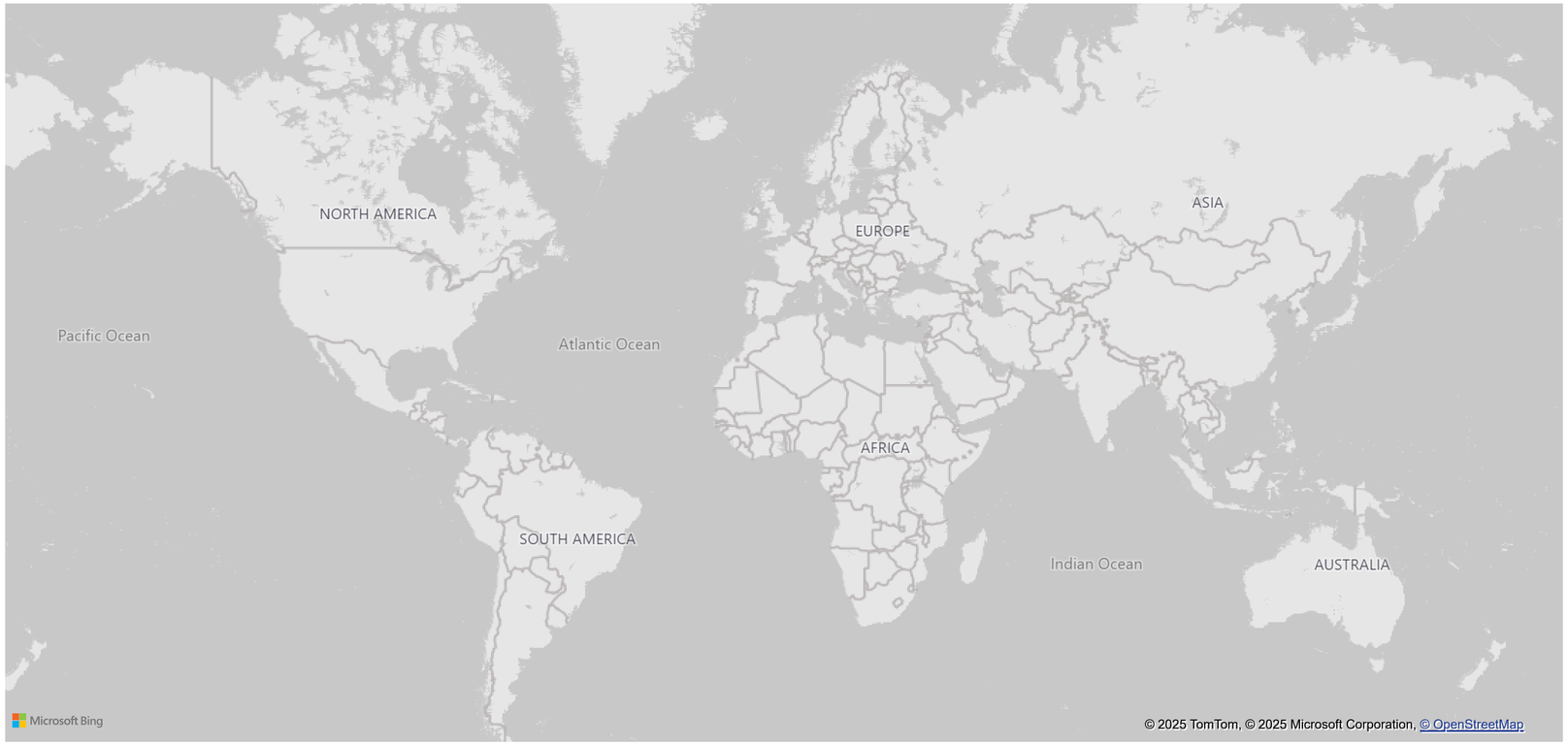

Individuals benefitting protection Services by Month

Location

All

Month

All

Breakdown of Beneficiaries by Gender*

Breakdown of Beneficiaries by Nationality*

(Blank)

Appeal

All

EQ Response Activity

All

Nationality

All

0

# of children assessed for protection needs

0

# of children identified to be at risk

0

4.1.3 # of children referred to specialised/multi-sectoral services

0

# of children participating in structured and sustained community based child protection programmes

0

# of children participating in structured, sustained child protection or psycho-social support programmes

0

# of individuals reached with positive parenting programmes

0

# of individuals reached through information campaigns and awareness-raising initiatives

Reporting Agencies

ASAM | Eksi 25 | HRDF | STL | TRC | UNFPA | UNHCR | YSF

Supporting Agencies

UNFPA | UNHCR | UNICEF

Source: PWG, ActivityInfo *Feedback: IMTurkey@unhcr.org*

**The number of beneficiaries reached is calculated by summing indicators selected by the sectors; there may be duplications.*

Izmir AoR Protection Sector Achievements - 2024

as of December 2024

Inter-Agency Coordination Türkiye

# of Beneficiaries by Location

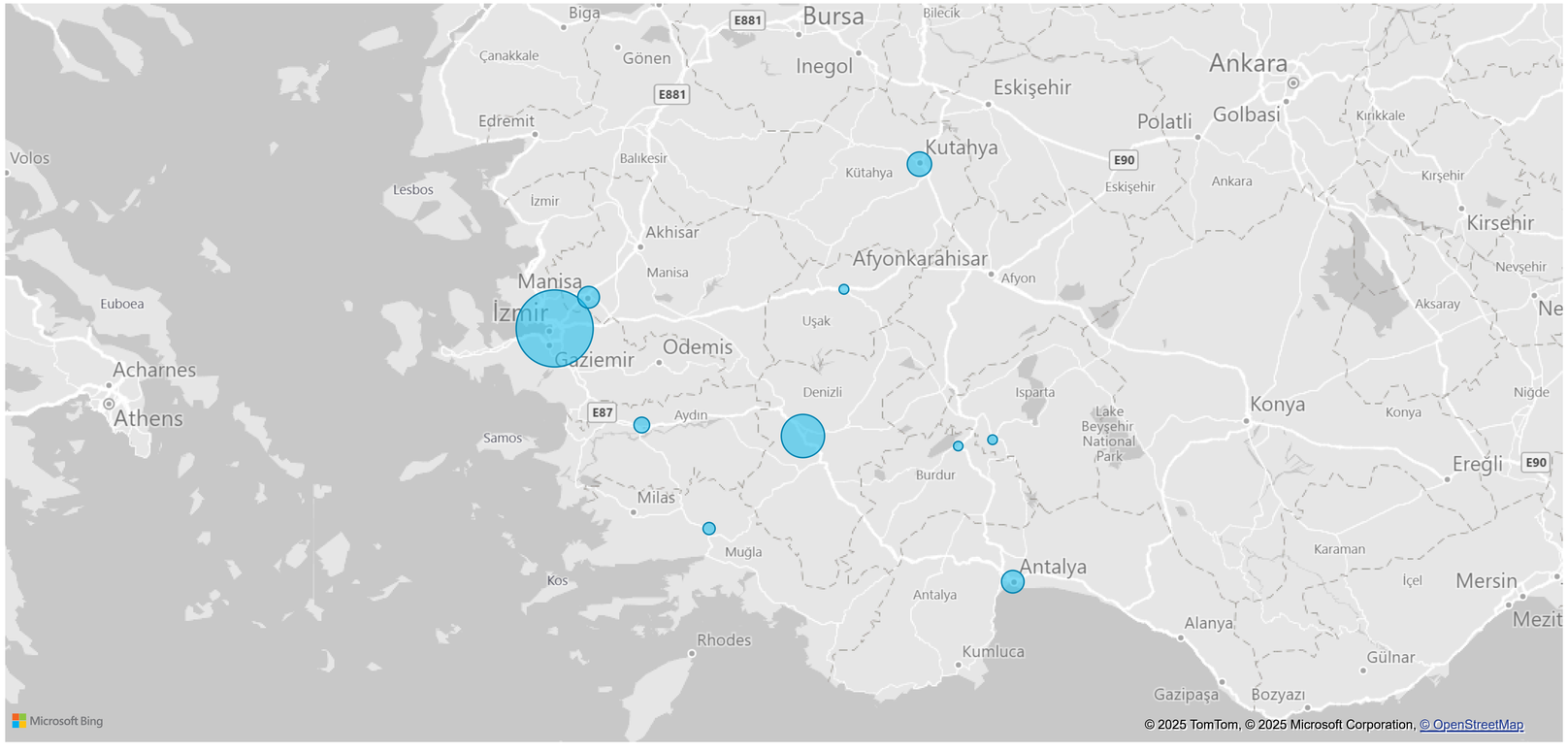

Individuals benefitting protection Services by Month

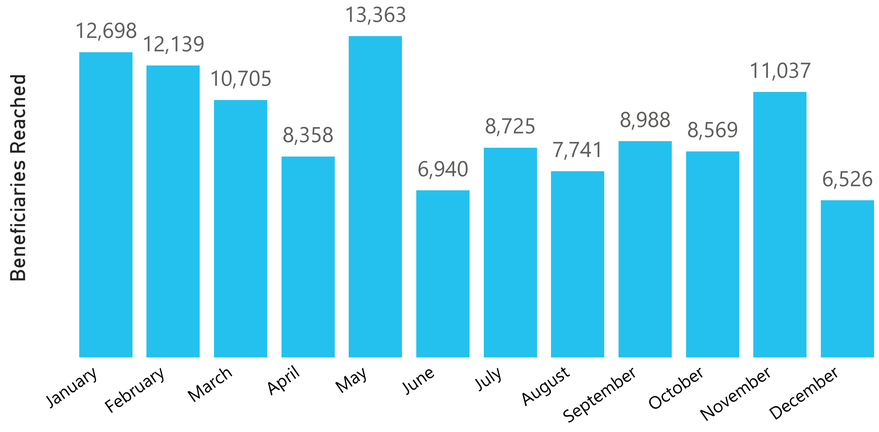

Location

All

Month

All

Breakdown of Beneficiaries by Gender*

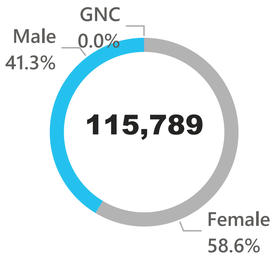

Breakdown of Beneficiaries by Nationality*

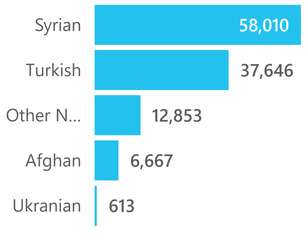

Appeal

All

EQ Response Activity

All

Nationality

All

47,239
Number of individuals benefitting from protection activities

44,729
Number of individuals with specific needs/vulnerabilities assessed and identified with protection n

12,854
Number referrals (of individuals with protection needs) to specialized/multisectoral services

1,586
# of individual GBV survivors provided with GBV specific response services

3,989
# of individual GBV survivors and those at risk assessed

3,721
Number of individuals receiving cash/in-kind assistance to meet their protection needs

14,001
# of children assessed for protection needs

1,977
# of children participating in structured, sustained child protection or psycho-social support progr

7,683
# of individuals provided with individual legal support

959
# of individuals trained on international protection, rights, services and available assistance

Reporting Agencies

ASA	ASAM	DDD	Eksi 25	HRDF	IOM	Izmir- Metropolitan ...	STL	TRC	UNFPA	UNHCR	YSF

Supporting Agencies

ASAM	Caritas Luxembourg	DWW	IOM	MDM	UNFPA	UNHCR	UNICEF

Source: PWG, ActivityInfo *Feedback: IMTurkey@unhcr.org*

**The number of beneficiaries reached is calculated by summing indicators selected by the sectors; there may be duplications.*

Izmir AoR Protection Sector Achievements - 2023

as of December 2023

Inter-Agency Coordination Türkiye

# of Beneficiaries by Location

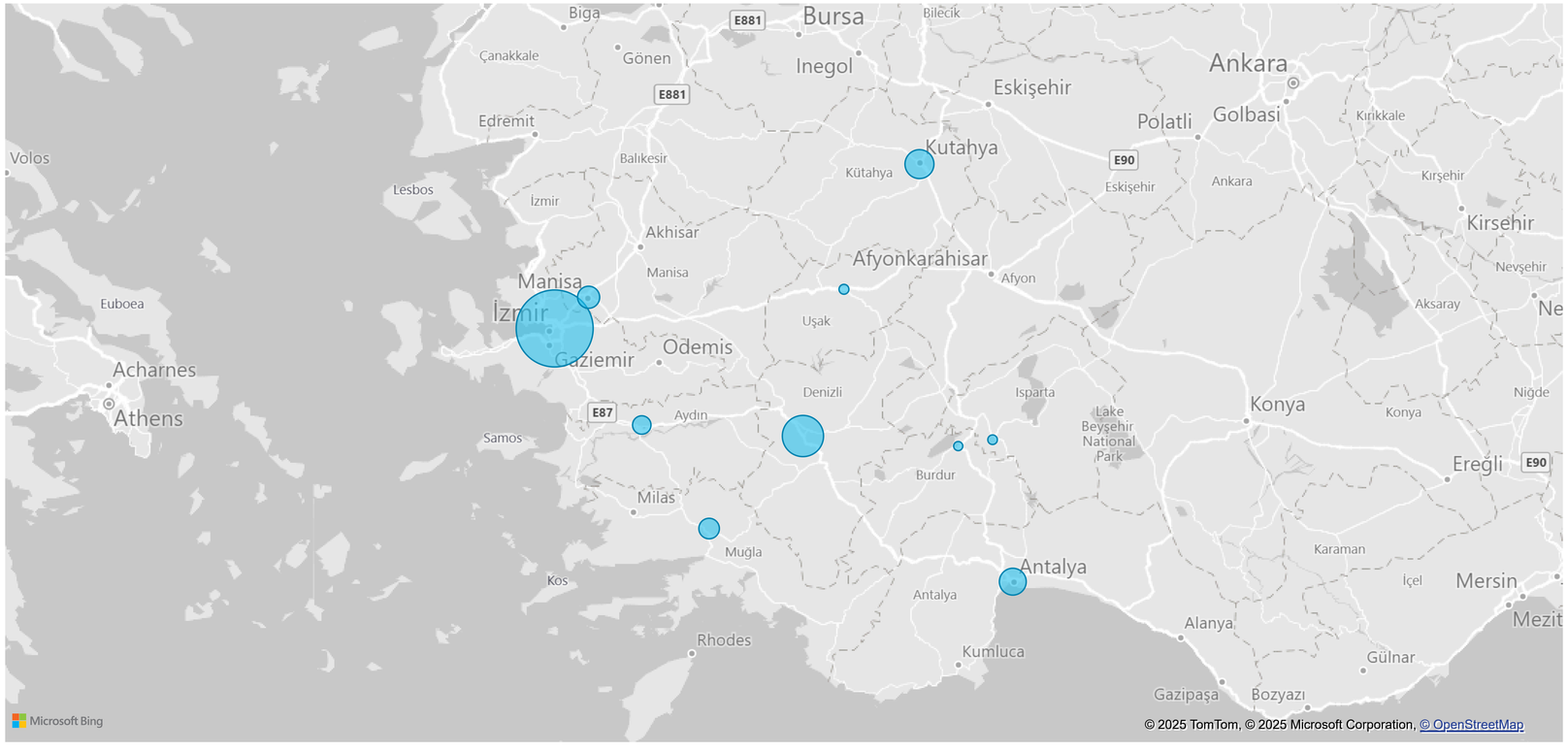

Individuals benefitting protection Services by Month

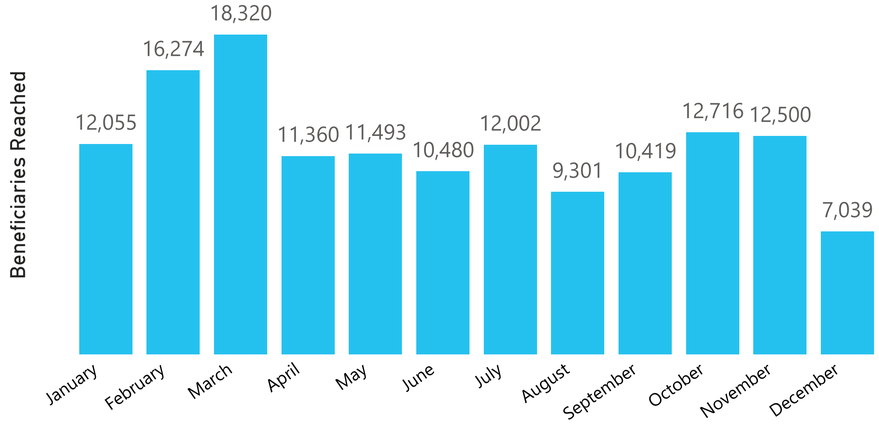

82,046
Number of individuals benefitting from protection activities

61,402
Number of individuals with specific needs/vulnerabilities assessed and identified with protection n

Location: All

Month: All

Breakdown of Beneficiaries by Gender*

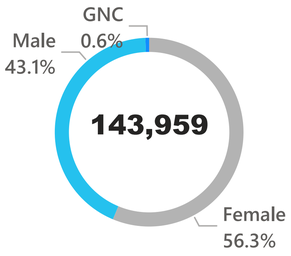

Breakdown of Beneficiaries by Nationality*

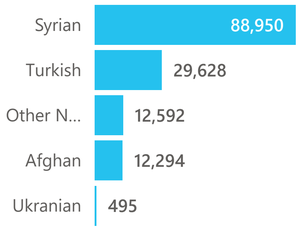

24,065
Number referrals (of individuals with protection needs) to specialized/multisectoral services

1,869
# of individual GBV survivors provided with GBV specific response services

4,663
# of individual GBV survivors and those at risk assessed

9,923
Number of individuals receiving cash/in-kind assistance to meet their protection needs

23,030
# of children assessed for protection needs

5,693
# of children participating in structured, sustained child protection or psycho-social support progr

12,878
# of individuals provided with individual legal support

2,639
# of individuals trained on international protection, rights, services and available assistance

Appeal: All

EQ Response Activity: All

Nationality: All

Reporting Agencies

ASA	ASAM	DDD	Eksi 25	HRDF	IOM	Izmir- Metrop...	Kaos GL	MUDEM	Multecilerle D...	STL	TRC	UNFPA	UNHCR	WHH	YSF

Supporting Agencies

ASAM	Bar Association	Caritas Luxembourg	Eksi 25	IOM	MDM	TİHV	UNFPA	UNHCR	UNICEF	UNWomen	WHH	WHO

Source: *PWG, ActivityInfo* ***Feedback***: *IMTurkey@unhcr.org*

**The number of beneficiaries reached is calculated by summing indicators selected by the sectors; there may be duplications.*