SOCIO-ECONOMIC INSIGHTS SURVEY
KEY FINDING OVERVIEW

Conducted from June to July 2024 by Global Metrics in partnership with UNHCR
A sample of 1,072 refugees from Ukraine was surveyed through face-to-face interviews

Regional Refugee Response for the Ukraine Situation

BULGARIA 2024

Regions of origin in Ukraine

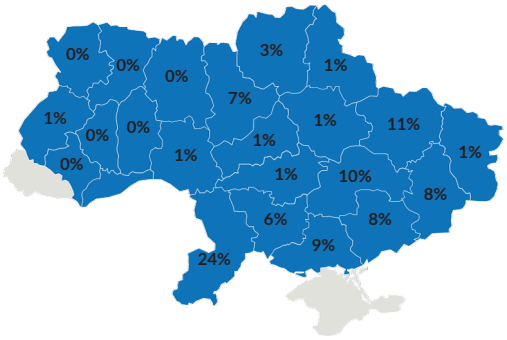

Sex

37% Male

63% Female

Age structure

30% Under 18

6% 18-24

45% 25-60

19% Over 60

Average length of stay in Bulgaria

1 year and 11 months

Households with children

48%

Average household size

2.21

Individuals with disability level 3 and above

8%

Ukrainian Refugees with chronic medical conditions

32%

PRIORITY NEEDS

What are currently the top three priority needs of your household? (top 6)

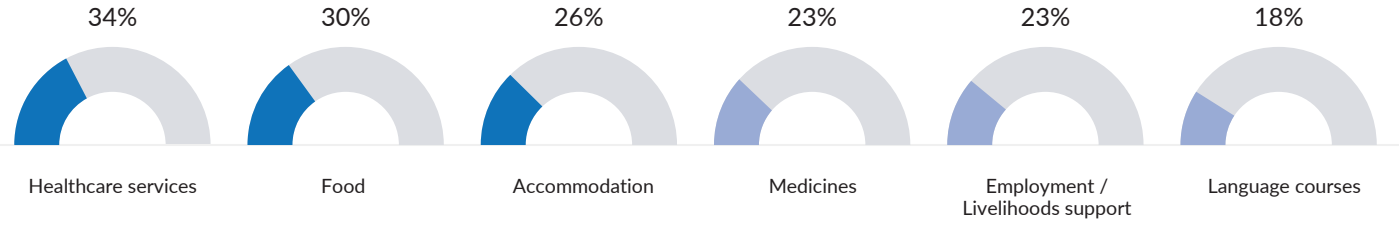

The three top priority needs remain the same in 2024 as in 2023. Different age groups of refugees from Ukraine in Bulgaria need different types of support. Respondents aged 18 to 25 needed accommodation first (37%), followed by employment support (31%). Those between 26 to 59 ages were most likely to need health services (26%), accommodation (26%) and food (26%). Nearly 58% of respondents over age 60 needed health services.

EDUCATION

In education

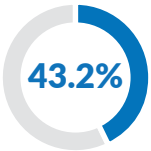

In the 2023/2024 school year 43% of those aged 3-24 attend a Bulgarian educational institution, compared to 29% in 2023.

Dynamics of the share of children and youth from refugee households from Ukraine, attending formal education in Bulgaria 2022/23 vs. 2023/24

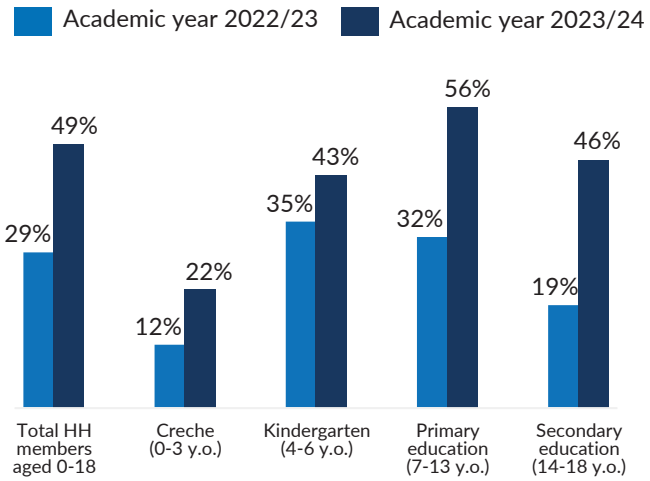

What are the reasons your child/young person does not attend school/kindergarten/nursery that is part of the national education system in Bulgaria?

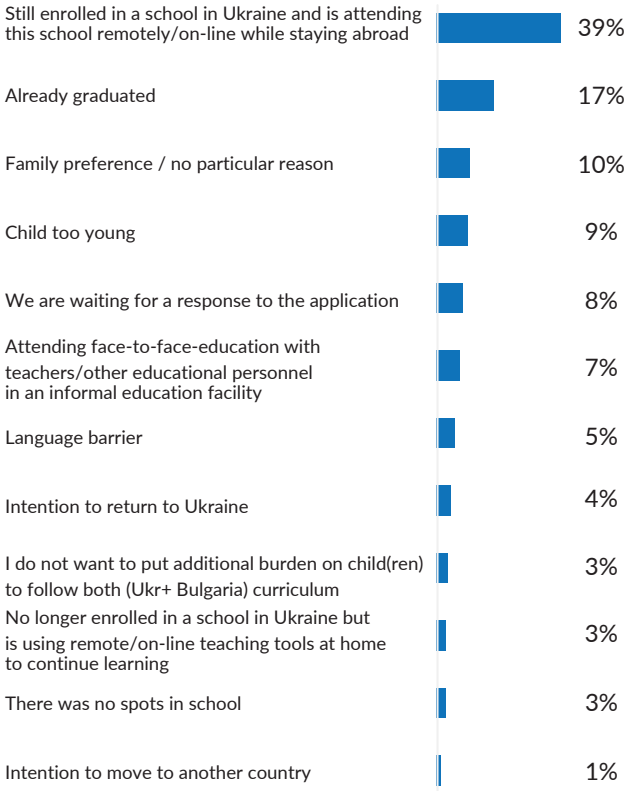

While the main reason for not enrolling in the national education system remains the same as in 2023, those still enrolled in Ukraine distance learning has decreased by 29% compared to 2023.

HEALTH

Healthcare needs

Respondents who had a health problem in the last 30 days

Unable to access healthcare

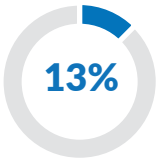

Respondents Indicated that the member of their household who needed health care did not receive

Mental healthcare

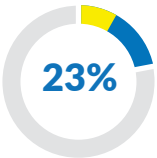

Respondents felt mental distress that affected their daily functioning

34% of them have sought help for this problem

The main reason for not being able to access health care

In 2024, the proportion of respondents with unmet healthcare needs declined by 11% compared to 2023, suggesting improved access to healthcare services. The proportion of refugees who need mental health or psychosocial support in 2024 remains on similar levels to 2023. The percentage of refugees indicating that they could not afford clinic fees has increased by 12% compared to 2023, while cost remained the most frequently reported barrier to accessing health care.

LIVELIHOODS

What services would help you improve your financial situation and opportunities in Bulgaria?

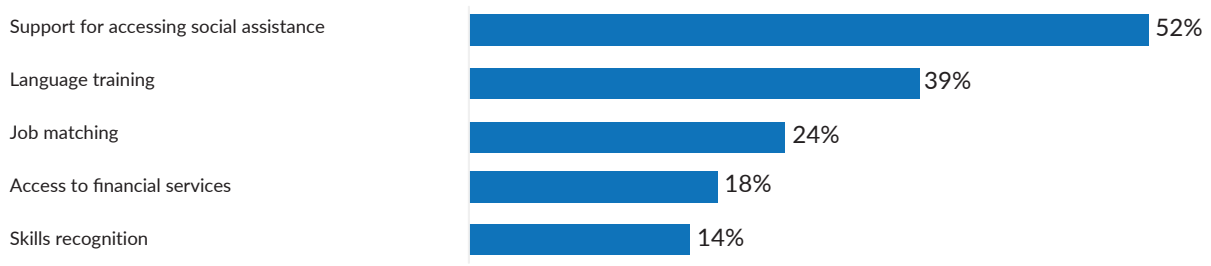

Main reasons for not finding work

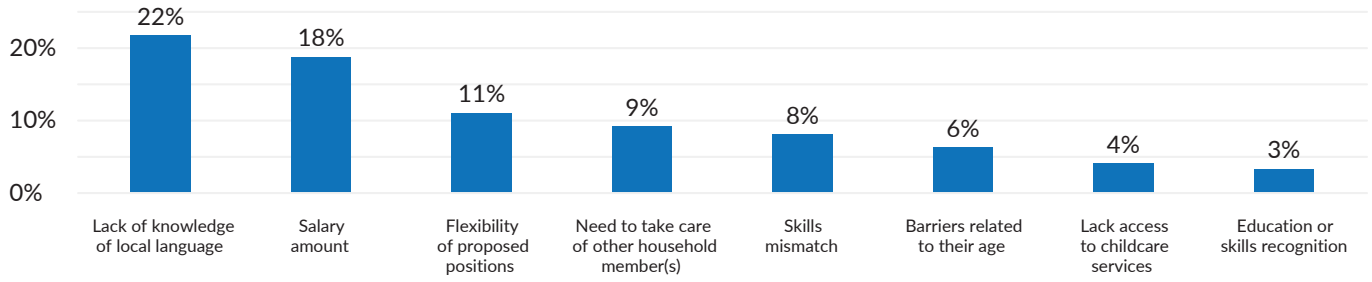

Labour force participation

(Out of working age population 16 to 64)

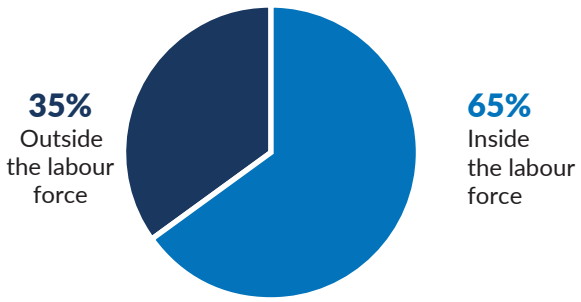

Country of employment

(The difference to 100% is due to answers: Prefer not to answer / Do not know)

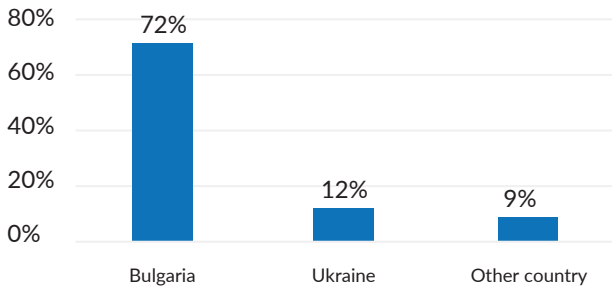

ACCOMMODATION

Households by accommodation arrangements

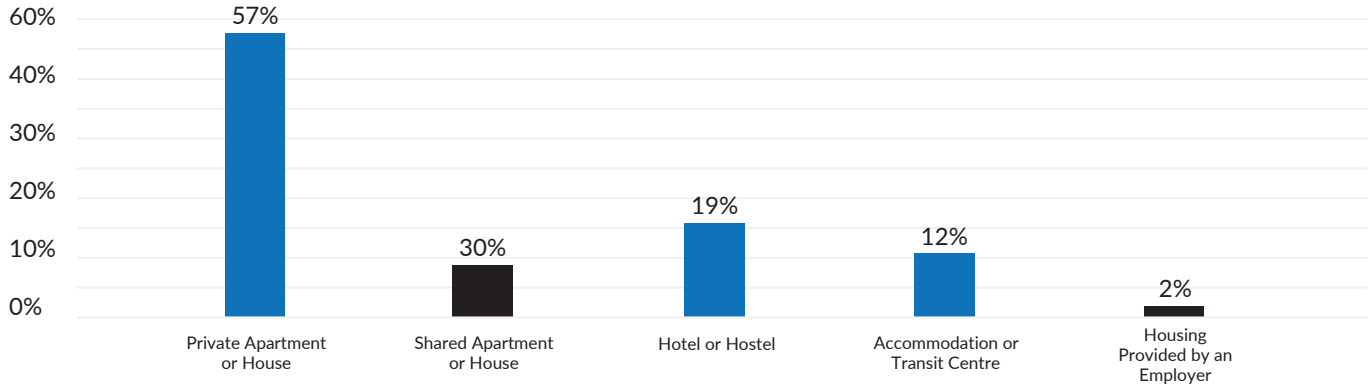

SOCIAL COHESION

How would you describe the relationship between the refugees and the host communities in the location where you live?

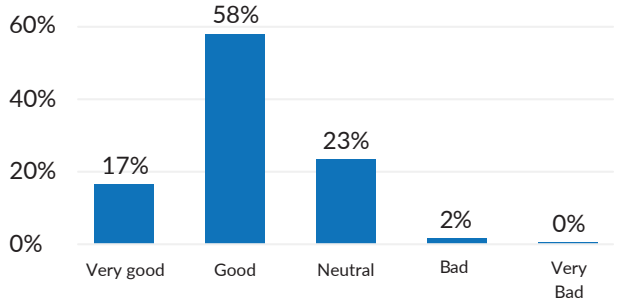

The overwhelming majority of the refugees from Ukraine are positive about their relationships with the hosting Bulgarian communities, with only less than 2% defining these interactions in negative terms.

Has the relationship changed since your household first arrived in this location?

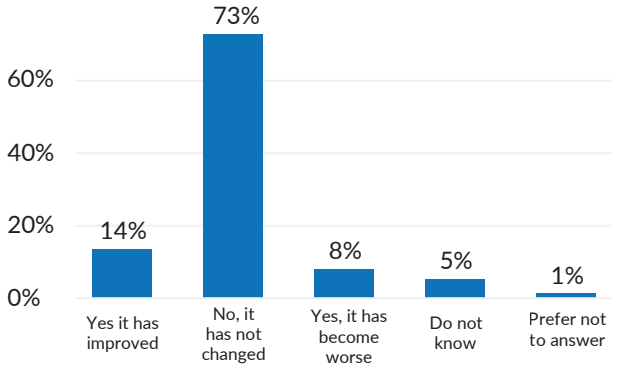

The sense of stable relationships between the refugees from Ukraine and the Bulgarians persists. Only a fifth of the refugees report any change with the positive alterations overshadowing the negative.

PROTECTION

Difficulties during the temporary protection registration

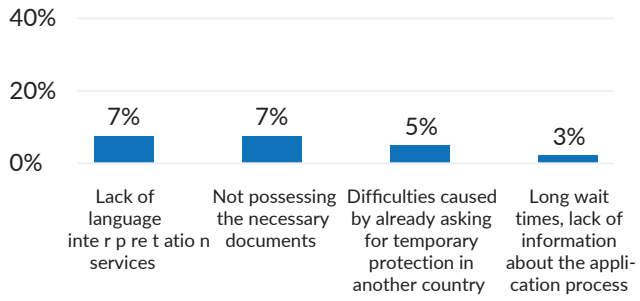

Main barriers for accessing GBV services

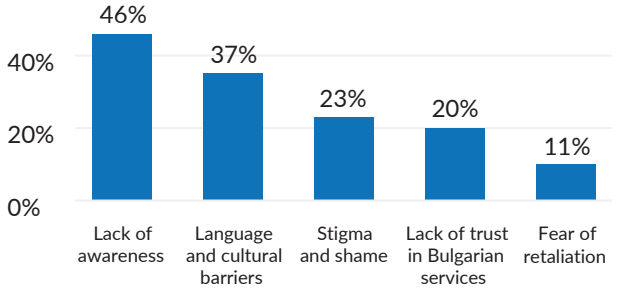

The lack of awareness on GBV services increased from 27% in 2023 to 46% in 2024.

Three most serious risks faced by girls/boys under the age of 18 (According to the respondents)

	Boys	Girls
No concerns	43%	48%
Psychological violence in the community	16%	17%
Increased vulnerability to violence online	14%	16%
Worsened mental health and psycho-social wellbeing	7%	8%

In 2024, the proportion of refugees who reported no concerns about risks faced by refugee children in the community dropped significantly - from an average of 74% in 2023 to 45%. However, concerns about psychological violence and online violence have increased in 2024.

FOOD COPING STRATEGY

Share of people who:

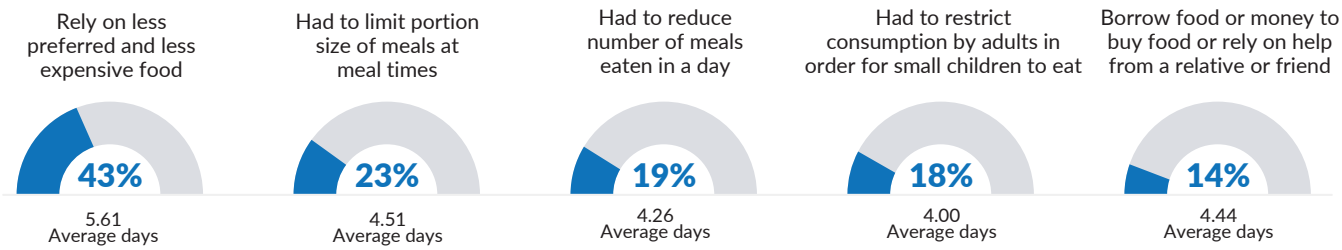

Overall, the food coping strategy has improved in 2024 compared to 2023 - particularly reliance on less preferred and less expensive food (decrease by 9%), limiting portion size of meals (decrease by 6%), reducing number of meals eaten in a day (decrease by 5%), and borrowing food or money to buy food (decrease by 4%). However, the share of households in which adults had to restrict consumption in order for small children to eat remained at similar levels (16% in 2023, 18% in 2024)