UNHCR
The UN Refugee Agency

SUDAN

# South Sudanese Refugees in Sudan

*as of 31 October 2025*

## South Sudanese Refugees and Asylum-seekers[1]

**634,760** Individuals

**192,352** Households

**3** Average Family Size

## Registration Status

**472,227** Individual registration

**55,147** Household registration

**107,386** Un-registered

74% Individual registration

9% Household registration

17% Un-registered

## Population Distribution

71% of population live in camps

29% of population live out of camps

## Persons with Disabilities

**13,959**

3% of registered population are persons with disabilities

## Unaccompanied and Separated Children

**16,831**

## Monthly Arrival Trends (2016-2025)

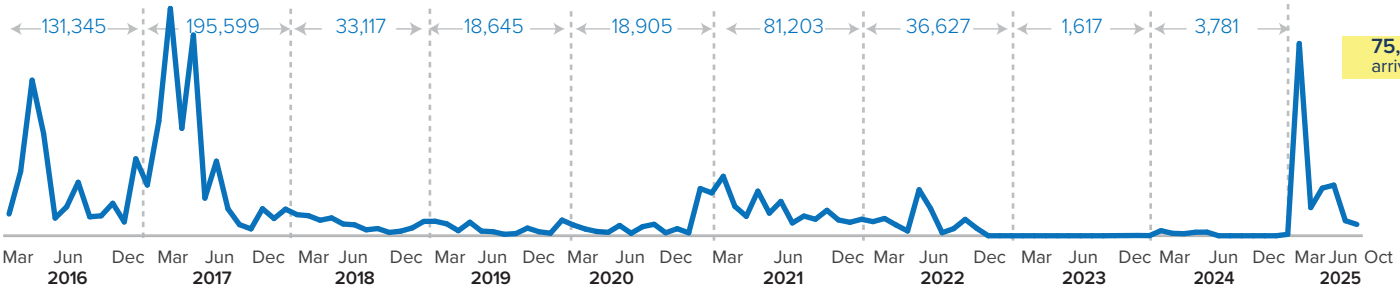


[1] *Total number of refugees is the sum of UNHCR/ Commissioner of Refugees (CoR) registered population and Immigration and Passport Police (IPP) registered & unregistered refugees. Government sources estimate a total of 1.3 million South Sudanese refugees in Sudan; however, these data require verification.*

## Age-gender Breakdown[2]

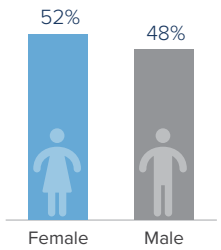


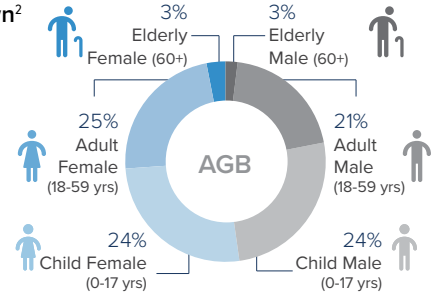


## Reproductive- age Women/Girls[2]

58% Females in reproductive-age (13-49 yrs)

## Household Distribution[2]

57%

57% Women headed-household

0.33% Children headed-household

## School-age Children[2]

41%

29% Primary school age children (6-13 yrs)

12% Secondary school age children (14-17 yrs)

[2] Population distribution statistics are based on registered individuals only

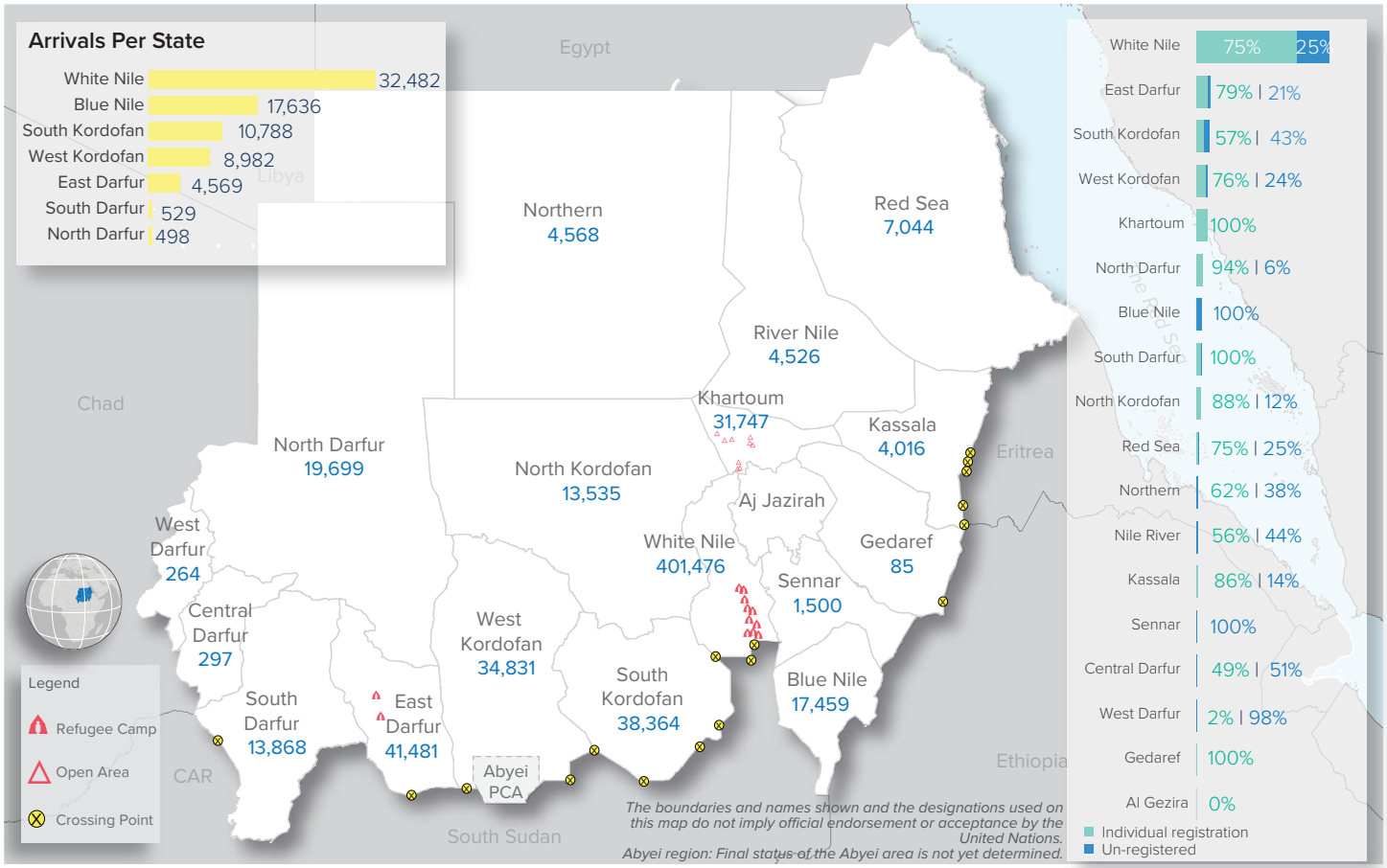


This document and further information are available on UNHCR Sudan data-portal, please click on the link https://data2.unhcr.org/en/country/sdn, or scan the QR code.
For Feedback Contact: UNHCR - Sudan, Information Management Unit, SUDKHIM@unhcr.org