GHANA REFUGEE BOARD

UNHCR The UN Refugee Agency

MULTI-COUNTRY OFFICE (MCO) CÔTE D'IVOIRE

GHANA: MONTHLY STATISTICS

As of 31 October 2025

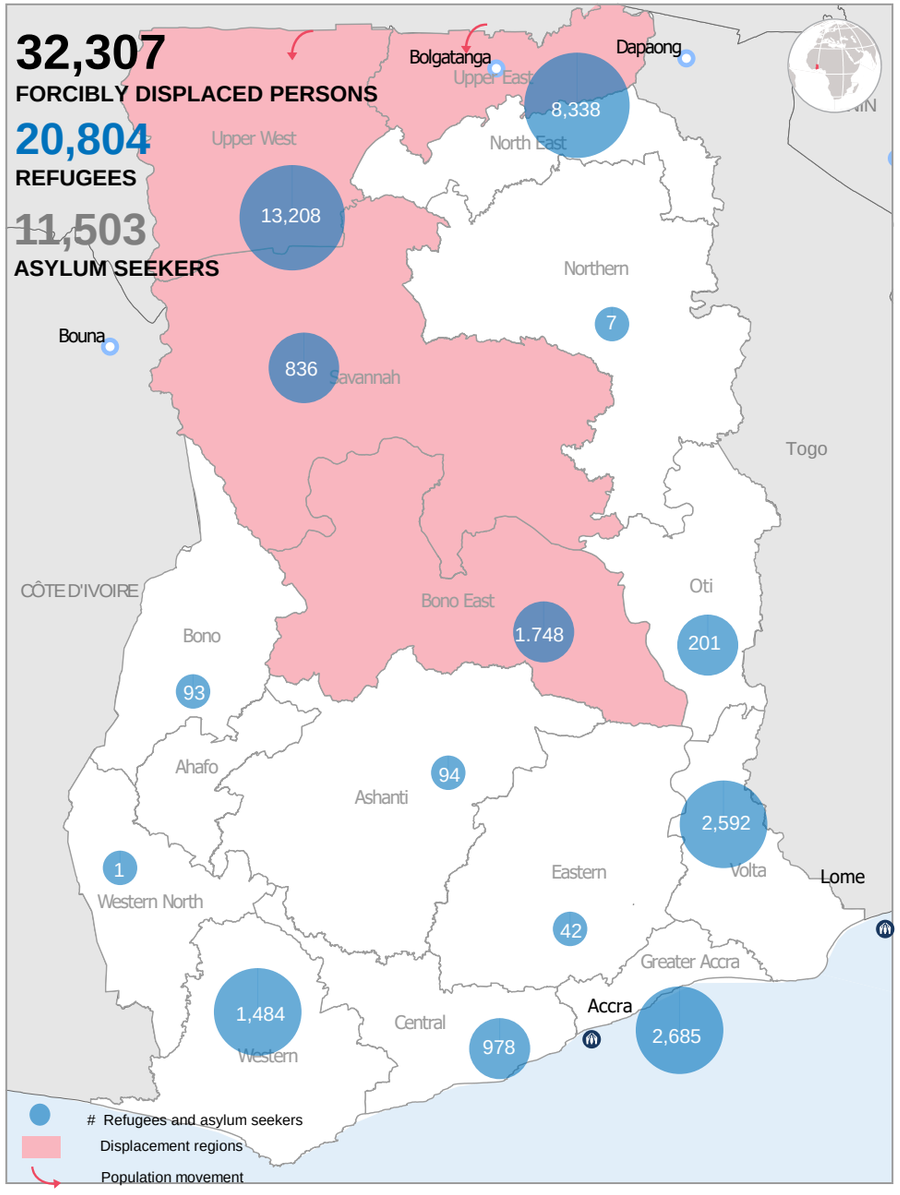

STATISTICS OF REFUGEES AND ASYLUM SEEKERS REGISTERED*

POPULATION BREAKDOWN BY REGION

Region	Asylum Seeker	Refugee	Total
Upper West	2	6,794	6,796
Upper East	1	5,575	5,576
Greater Accra	426	2,259	2,685
Volta	3	2,589	2,592
Western	126	1,358	1,484
Central	50	928	978
Bono East		858	858
Others	29	443	472
Grand Total	**637**	**20,804**	**21,441**

COUNTRY OF ORIGIN

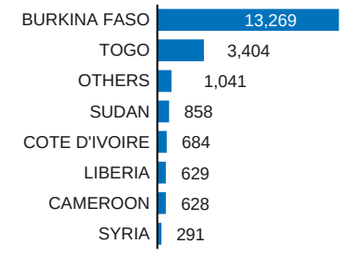

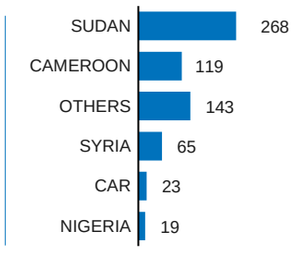

In Ghana, **97%(20,804)** of the registered forcibly displaced persons have a refugee status, Asylum seekers represent **3% (637).**

AGE AND GENDER BREAKDOWN

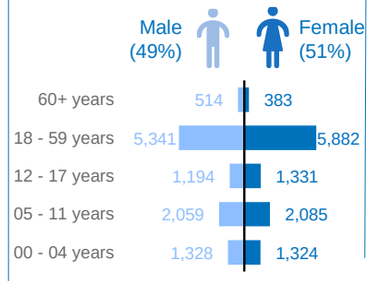

AGE AND CATEGORY BREAKDOWN

73% Women & Children

44% Children (0-17 years)

52% Adults (18 – 59 years)

4% Elderly (60+)

POPULATION DISTRIBUTION

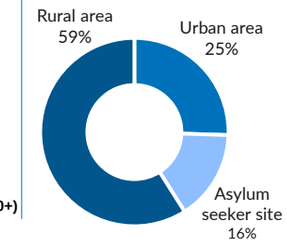

CHILDREN OF SCHOOL GOING AGE

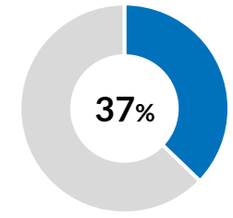

37% of the registered population in Ghana are children of school going age. The UPPER EAST and WEST regions host 74% of children of school going age.

SOCIO-ECONOMIC STATISTICS

MAIN OCCUPATION (ADULT)

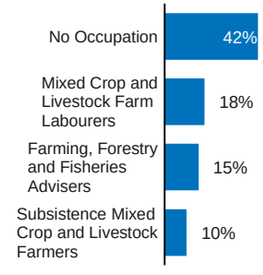

MAIN EDUCATION LEVEL (ADULT)

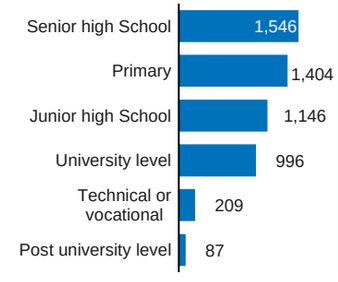

MAIN ETHNICITIES

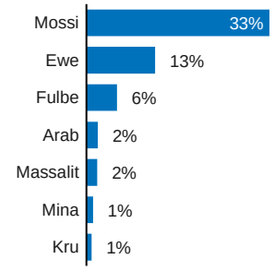

PERSONS WITH SPECIFICS NEEDS

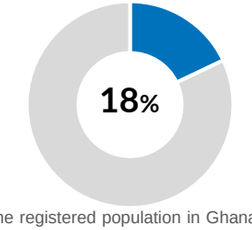

18% Of the registered population in Ghana have at least one specific need. 2,124 children are exposed to various risks that could have a negative impact on their lives, 656 have serious medical conditions..

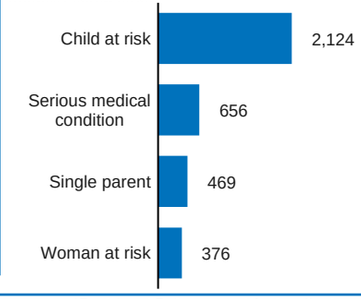

ARRIVAL FROM BURKINA FASO AND MALI**(From January 2024)

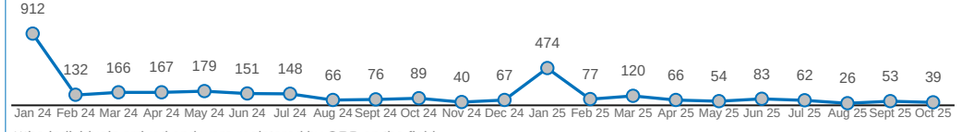

**the individuals arrived and were registered by GRB on the field

TREND FORCIBLY DISPLACED POPULATION *(ESTIMATED & REGISTERED POPULATION IN THE NORTH)*

Cumulative data - registered and estimated population in the North

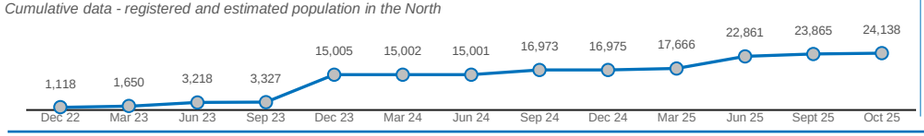

*Registered Refugees and Asylum Seekers

Sources : UNHCR proGres – 2025, Ghana Refugee Board

Updated on 13 November 2025

BUREAU MULTI-PAYS CÔTE D'IVOIRE
GHANA: STATISTIQUES MENSUELLES

Au 31 Octobre 2025

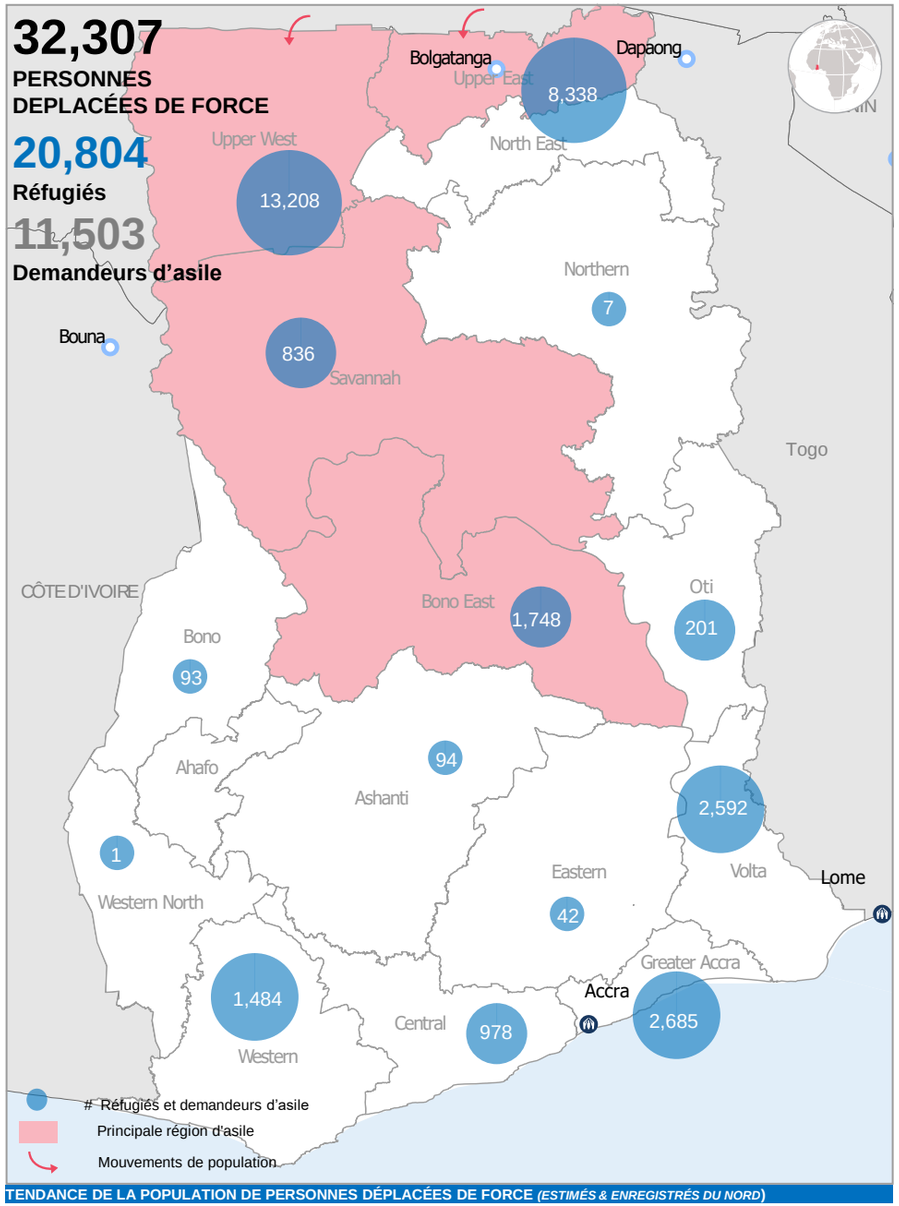

STATISTIQUES DES REFUGIES ET DEMANDEURS D'ASILE ENREGISTRES *

RÉPARTITION DE LA POPULATION PAR RÉGION

Région	Demandeurs d'Asile	Réfugiés	Total
Upper West	2	6,794	6,796
Upper East	1	5,575	5,576
Greater Accra	426	2,259	2,685
Volta	3	2,589	2,592
Western	126	1,358	1,484
Central	50	928	978
Bono East		858	858
Others	29	443	472
Grand Total	**637**	**20,804**	**21,441**

PAYS D'ORIGINE

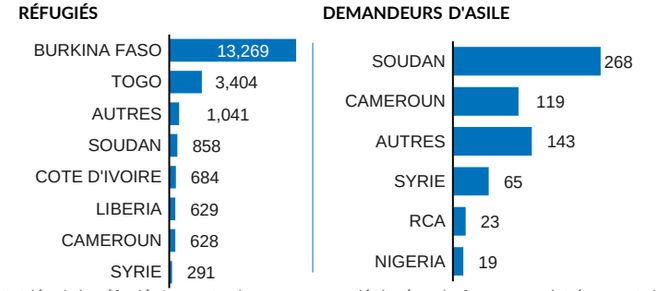

Au Ghana, **97%(20,804)** des personnes déplacées de force enregistrées ont reçu le statut légal de réfugié. Le reste des personnes déplacées de force enregistrées sont des demandeurs d'asile, ce qui représente **3% (637).**

RÉPARTITION PAR ÂGE/SEXE

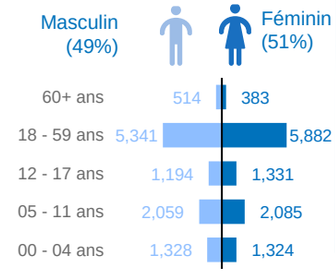

RÉPARTITION PAR ÂGE ET CATEGORIE

73% Femmes & Enfants

44% Enfants (0-17 ans)

52% Adultes (18 – 59 ans)

4% Personnes âgées (60+)

RÉPARTITION PAR ZONE

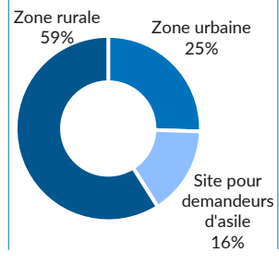

ENFANTS EN ÂGE SCOLAIRE

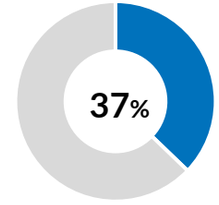

37% de l'ensemble des réfugiés au Ghana sont des enfants en âge scolaire. UPPER EAST et UPPER WEST sont les régions où vivent 74% des enfants réfugiés en âge d'aller à l'école.

STATISTIQUES SOCIO-ÉCONOMIQUES

OCCUPATION PRINCIPALE (ADULTE)

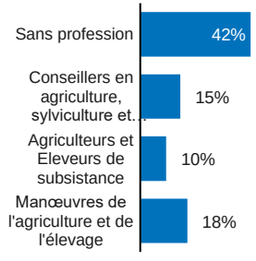

NIVEAU D'ÉDUCATION PRINCIPAL (ADULTE)

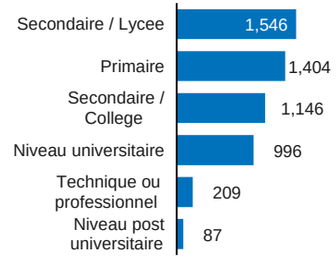

PRINCIPALES ETHNIES

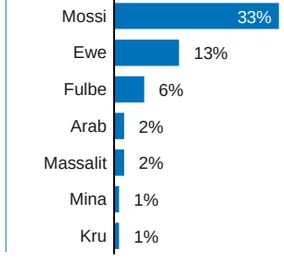

PERSONNES AYANT DES BESOINS SPÉCIFIQUES

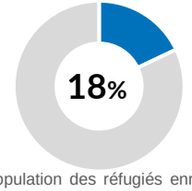

18% de la population des réfugiés enregistrés au Ghana ont au moins un besoin spécifique. Au total, 2,124 enfants sont exposés à des risques qui affectent leur vie quotidienne et au moins 656 personnes vivent dans des conditions médicales graves.

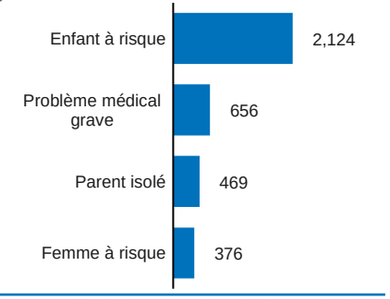

RÉFUGIÉS ARRIVÉS DU BURKINA FASO ET DU MALI **(Depuis Janvier 2024)

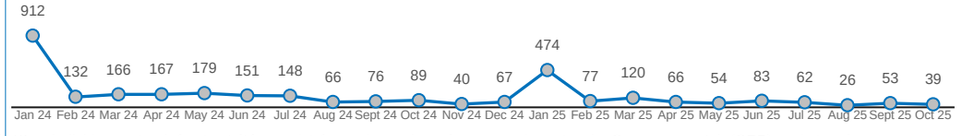

**Les individus sont arrivés et ont été enregistrés au niveau des ménages par le partenaire Gouvernemental (GRB) sur le terrain.

TENDANCE DE LA POPULATION DE PERSONNES DÉPLACÉES DE FORCE *(ESTIMÉS & ENREGISTRÉS DU NORD)*

Total Cumulatif de la population estimée et enregistrée du Nord

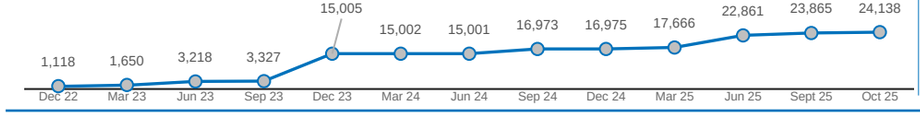

*Réfugiés et demandeurs d'asile enregistrés

Sources : UNHCR proGres – 2025, Ghana Refugee Board

Mise à jour le 13 Novembre 2025