# Serbia

**September 2025**

## Asylum-seekers and migrants - presence*

**Overall presence**

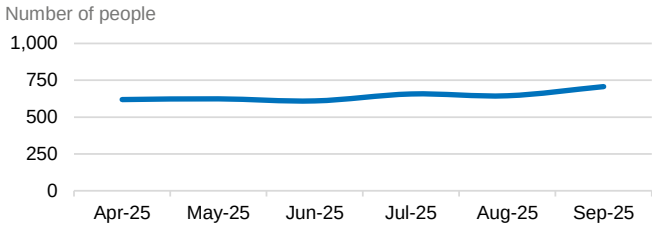


| | |
|---|---|
| **The number of new entries in government centers – September:** | **1,214** |
| The number of new entries in government centers - 2025: | 7,327 |
| **Total occupancy of government centers – end September:** | **389** |
| Total occupancy of government centers – end August: | 329 |
| **Total of unaccompanied children in centers - end September:** | **19** |
| Total of unaccompanied children in centers - end August: | 43 |

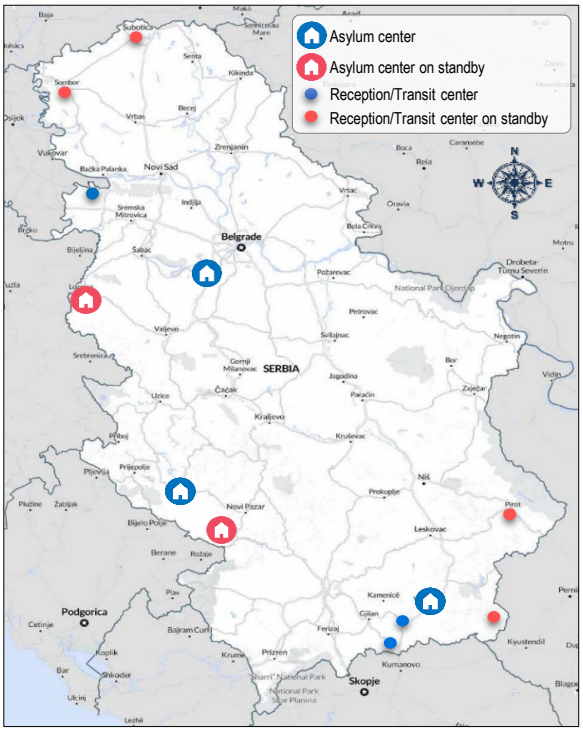


## Occupancy of Asylum and Reception/Transit Centers*

**Asylum centers**

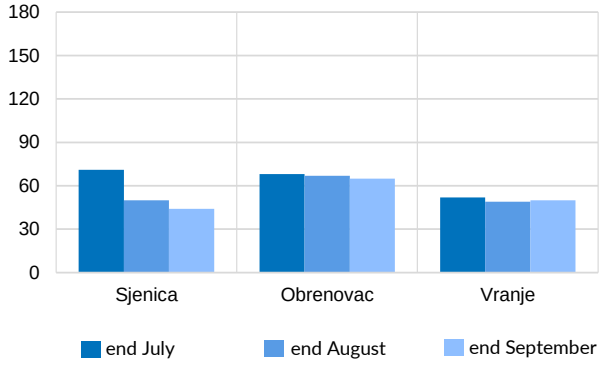


**Reception/Transit centers**

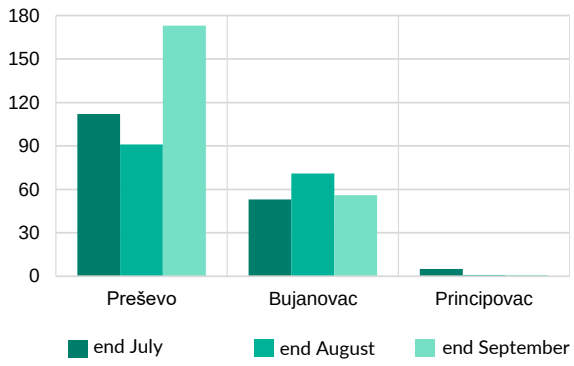


**Presence in Asylum Centers by nationality[1]**
September 2025

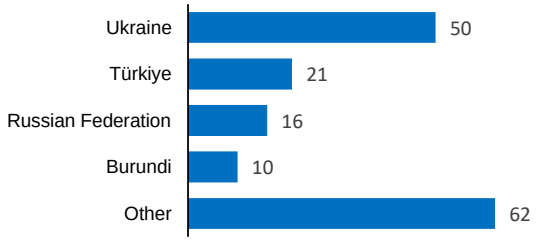


**Presence in Transit Centers by nationality[1]**
September 2025

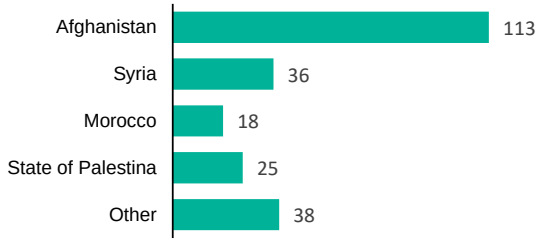


[1] Claimed nationality as the persons on the move are undocumented

* Government centres statistics are provided by Commissariat for Refugees and Migration - Republic of Serbia

# Asylum and Temporary Protection*

| | 2021 | 2022 | 2023 | 2024 | Jan - Sep 2025 |
|---|---|---|---|---|---|
| Intentions to seek asylum | 2,306 | 4,181 | 1,654 | 850 | 452 |
| Applications for asylum submitted | 174 | 320 | 196 | 219 | 98 |
| Persons granted refugee status or subsidiary protection | 14 | 30 | 9 | 7 | 7 |
| Negative decisions (rejected or refused) | 60 | 65 | 59 | 83 | 81 |
| Suspended cases[1] | 73 | 258 | 115 | 113 | 52 |

[1] Persons who left asylum procedure

| | 2022 | 2023 | 2024 | Jan - Sep 2025 |
|---|---|---|---|---|
| Temporary protection (persons fleeing Ukraine) | 1,115 | 1,145 | 1,084 | 1,067 |

Persons granted protection in Serbia (Refugee Status Determination) - **TOTAL 260**

**TOP 5 Asylum intentions | 2025**

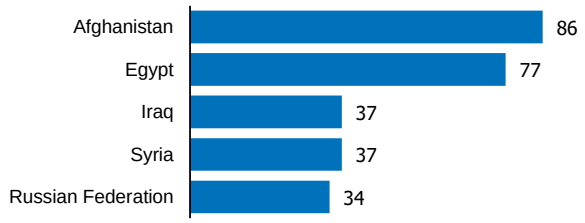


**TOP 5 Asylum applications | 2025**

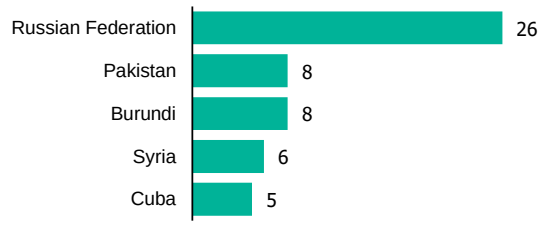


**Positive decisions by Nationality | 2008-2025**

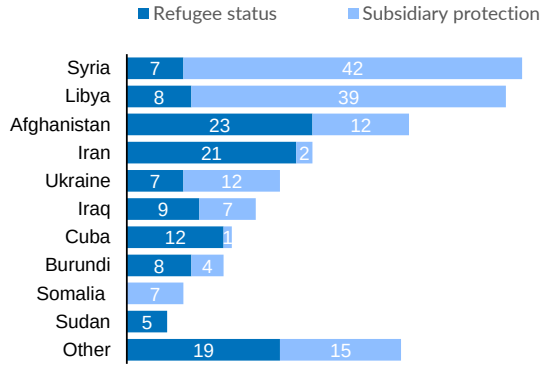


**Positive decision by age and sex[2] | 2008-2024**

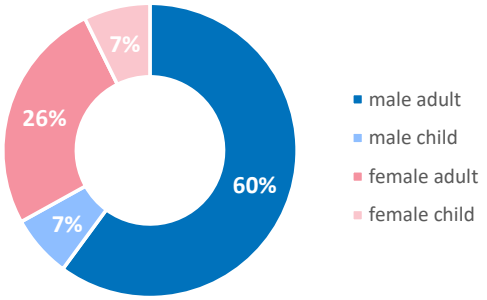


[2] The data is updated annually

**Positive decisions by year**

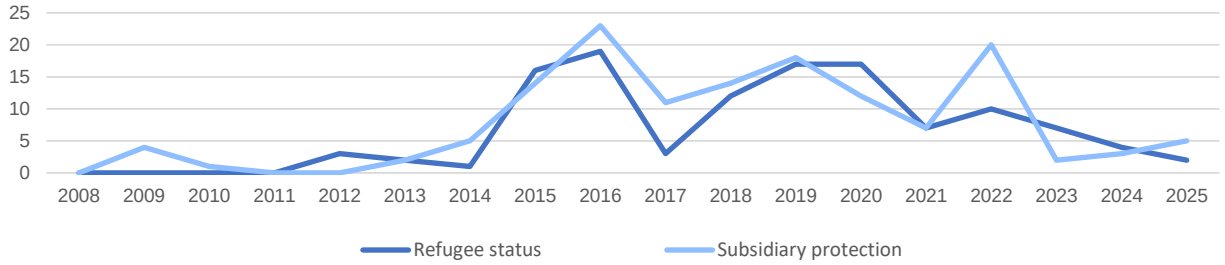


* Asylum statistics are provided by the Ministry of Interior

# UNHCR profiling of arrivals*

| | |
|---|---|
| **Total profiled individuals – September:** | **812** |
| Total profiled individuals – 2025: | 5,085 |

**Profiled by Nationality | 2025**

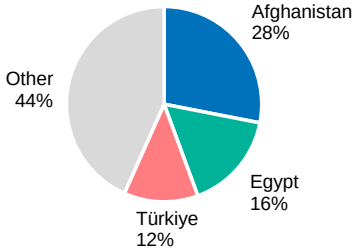


**Profiled by Gender | 2025**

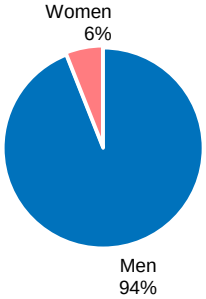


**Profiled by Age | 2025**

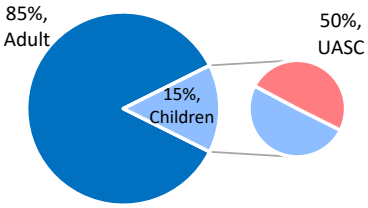


**Level of education**

Data collected from Apr 2023

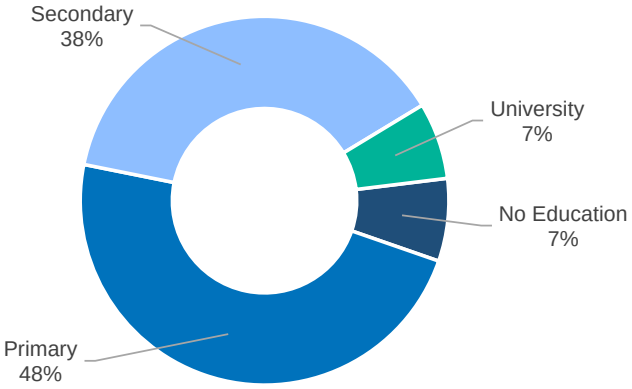


**Occupations**

Data collected from Apr 2023

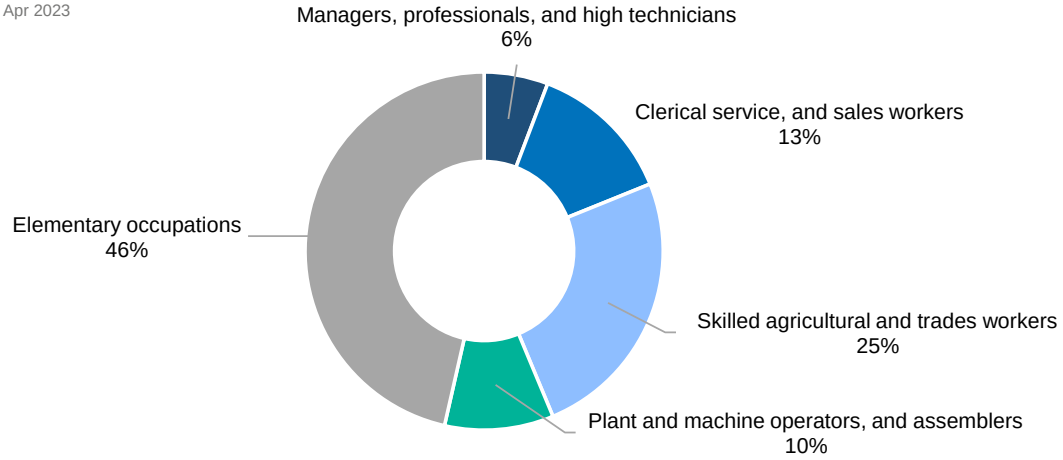


* Information based on findings of UNHCR staff and partners