Sudan Emergency Response

Vulnerability Profiling of Families

Household Overview

# of Households arrived	# of Households with at least one (1) vulnerable individual	% of Household with at least one (1) vulnerable individual
305,182	69,896	22.9%

Interview Date

2/25/2023

10/31/2025

State

All

County

All

Methodology

The profiling of new arrivals for vulnerability is a quick evaluation based on visible and/or self-acknowledged vulnerability and takes place at border crossing points. The profiling is intended to identify those individuals and households who require specific assistance during transit and at final destination. This profiling data collection by RRC-UNHCR-IOM started on 21 May 2023.

Disclaimer

The number of identified vulnerable Households/ Individuals is only indicative, and it covers the borders where UNHCR, IOM and their partners currently have presence.
It is likely that more vulnerable Households are arriving than recorded by the profiling for vulnerable families' tool due to using unofficial border points and/or travelling at night.

*** Numbers should not be interpreted as absolutely representative since, people won't always disclose their vulnerabilities (e.g., GBV)*
*** Numbers on the vulnerability are from the Vulnerability profiling tool, while numbers on the arrivals are from Flow monitoring tool*

Age & Sex breakdown

Female 71% % of Vulnerable individuals (of total arrivals)

Male 29% % of Vulnerable individuals (of total arrivals)

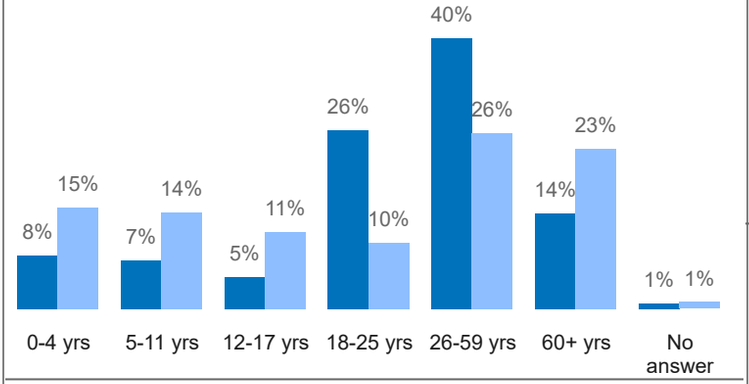

Vulnerability Breakdown

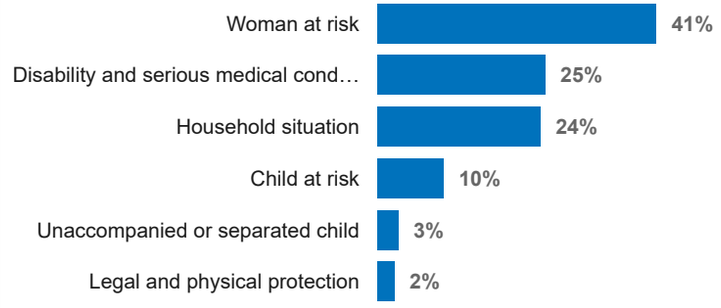

** This graph shows percentage of vulnerable individuals per vulnerability type.
Note: *An individual can have more than one vulnerability.*

Individual Overview

Vulnerabilities

# of Individuals arrived ** Since 21 May	# of individuals with at least one (1) vulnerability	% of individuals with at least one (1) vulnerability
1,202,758	105,103	8.7%

Trend (Monthly)

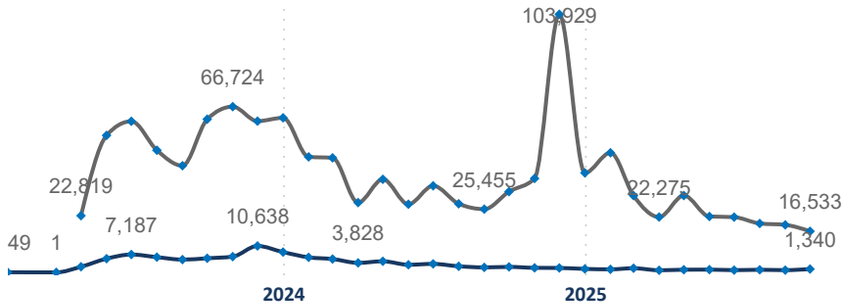

Number of Household Profiled by Top Locations

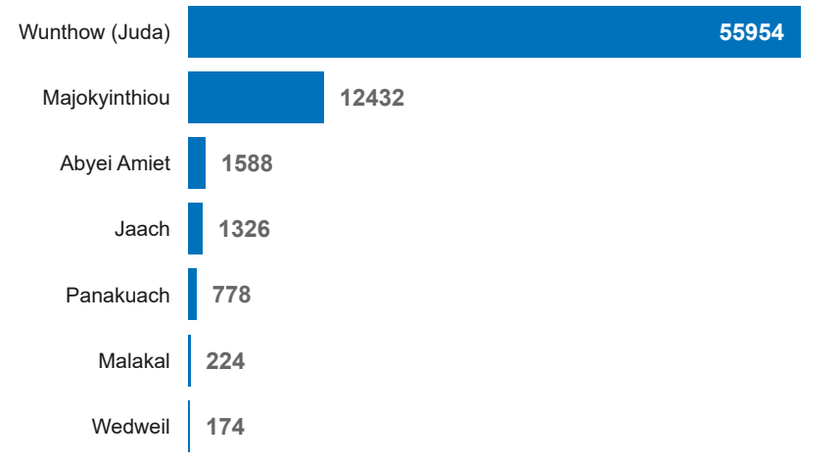

New Arrivals

Refugee Tracking

Sudan Emergency Response

Vulnerability Profiling of Families

New Arrivals

Refugee Tracking

Household Overview

# of Households with at least one (1) individual with vulnerability	% of Households with at least one (1) vulnerable individual
70,035	22.9%

Individual Overview

# of individuals with at least one (1) vulnerability	% of individuals with at least one (1) vulnerability
105,243	8.7%

State: All

County: All

Overview Page

Vulnerabilities

Child at risk

Disability and serious medical condition

Household situation

Legal and physical protection

Unaccompanied and separated child

Woman at risk

All vulnerabilities

The vulnerabilities include specific categories of individuals and households that can be considered to be at heightened risk, especially when several factors intersect depending on the their capacities, needs, risks, and environment.

Sub-types of vulnerability

- Child at risk
- Disability and serious medical condition
- Household
- Legal and physical protection
- Unaccompanied or separated child
- Women at risk

Top 5 Locations of the profiling (County)

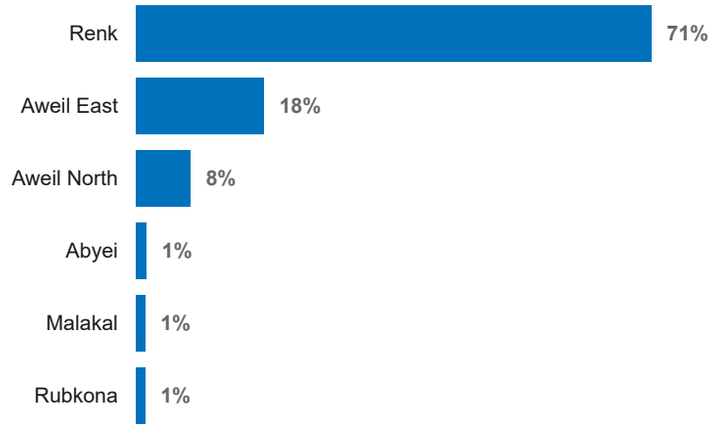

Age & Sex breakdown

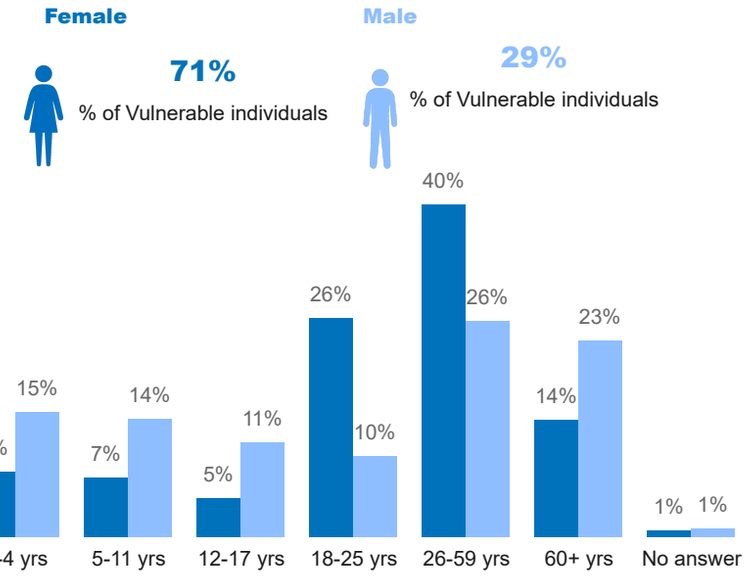
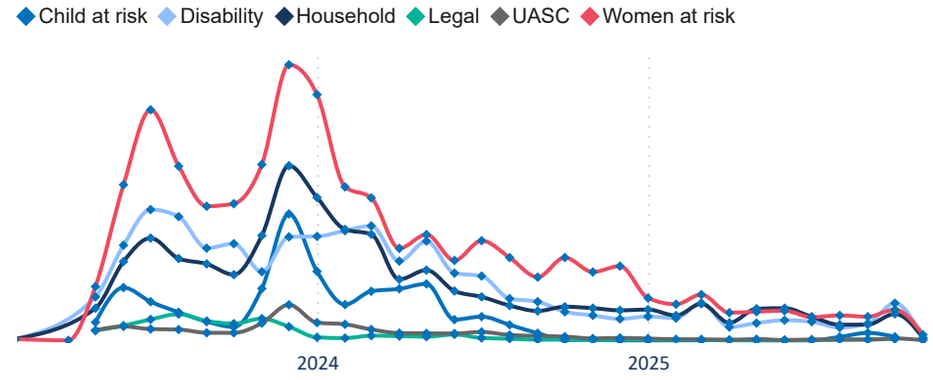
All vulnerabilities - Trend (Monthly)