UGANDA- POPULATION DASHBOARD

ANNEX III - SETTLEMENT PROFILES 30-Nov-2025

Adjumani

Total Population	Total Refugees
233,407	233,399
Total Households	Total Asylum-Seekers
29,983	8

Women and Children 191,355 — 82 %

Female 124,559 — 53 %

Elderly (60+) 7,497 — 3 %

Youth (15-24) 66,056 — 28 %

New Registration by Month

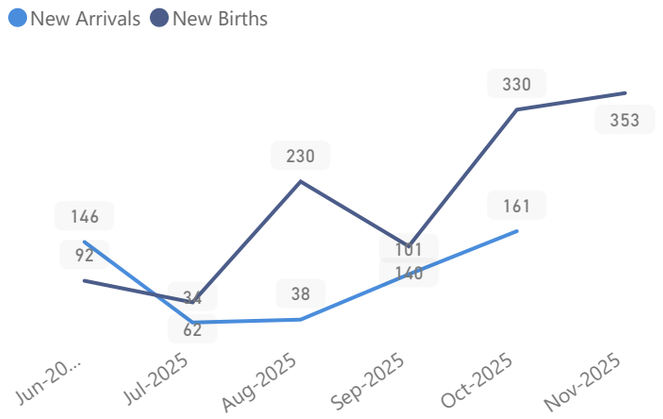

Main Hosting Locations

Zone	HHs	Individuals
Nyumanzi	4,978	48,537
Pagrinya	6,108	39,169
Ayilo I	2,961	28,890
Maaji II	2,607	19,052
Ayilo II	2,022	15,858
Maaji III	2,298	15,147
Boroli I	1,318	9,777
Mirieyi	1,042	9,421
Alere	858	7,929
Agojo	1,506	7,593
Baratuku	802	6,580
Mungula I	672	5,862
Olua I	613	5,380
Boroli II	674	4,683
Olua II	430	3,894
Mungula II	296	1,778
Oliji	238	1,606
Elema	184	978
Maaji I	83	575

Main Countries of Origin	Total
South Sudan	232,496
Sudan	853

Main Occupations

17% Have occupation

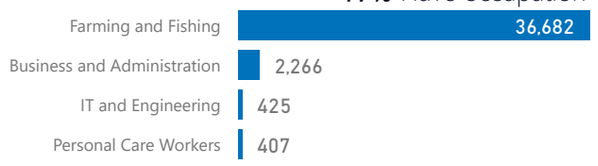

* Age is between 18 - 59 years for Occupation

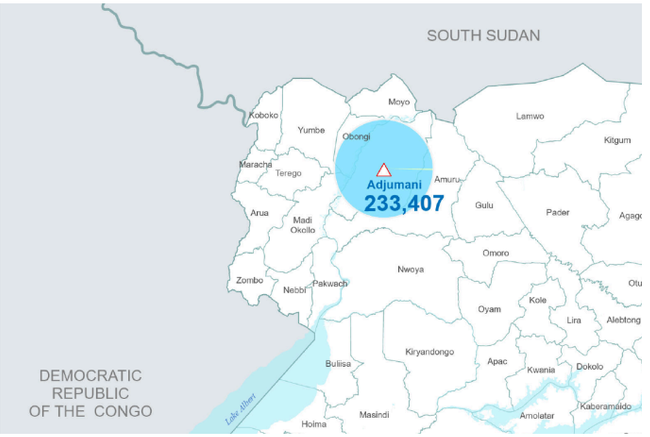

Age & Gender Breakdown

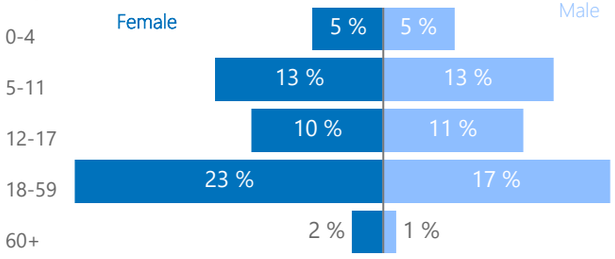

Main Specific Needs

20,955 — 14,235

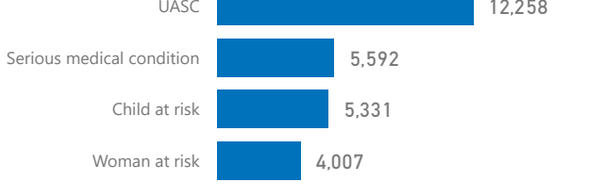

Source: Statistics - OPM (proGres)

Feedback: ugakareg@unhcr.org

Creation date: 01-Dec-2025

UGANDA- POPULATION DASHBOARD

ANNEX III - SETTLEMENT PROFILES 30-Nov-2025

Bidibidi

Total Population	Total Refugees
209,265	209,263
Total Households	Total Asylum-Seekers
36,852	2

Women and Children 170,313

81 %

Female 109,640

52 %

Elderly (60+) 5,865

3 %

Youth (15-24) 59,496

28 %

Main Hosting Locations

Zone	HHs	Individuals
Zone 3	9,334	49,671
Zone 2	7,589	46,969
Zone 5	8,034	42,776
Zone 1	6,517	40,417
Zone 4	5,377	29,422

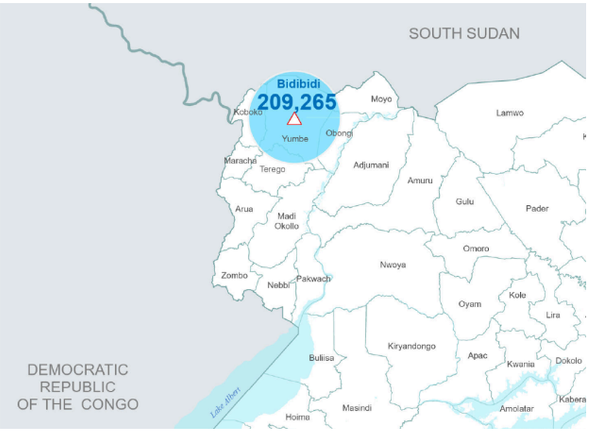

Main Countries of Origin

Main Countries of Origin	Total
South Sudan	209,107
Sudan	108
DR Congo	44
Ethiopia	3

Age & Gender Breakdown

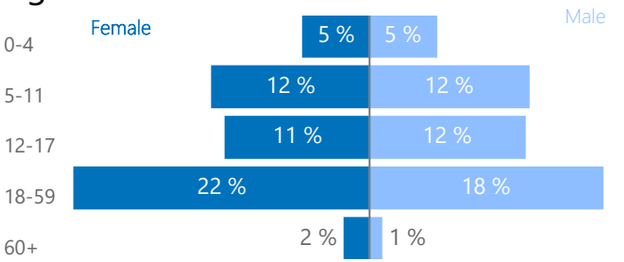

New Registration by Month

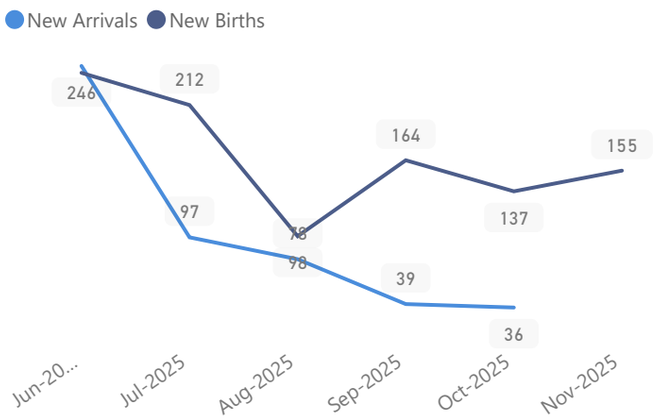

Main Occupations

14% Have occupation

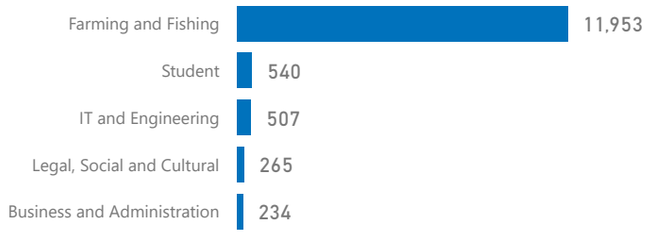

* Age is between 18 - 59 years for Occupation

Main Specific Needs

9,847 5,409

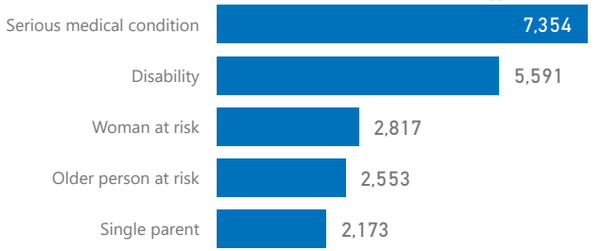

UGANDA- POPULATION DASHBOARD

ANNEX III - SETTLEMENT PROFILES 30-Nov-2025

Imvepi

Total Population	Total Refugees
75,604	75,569
Total Households	Total Asylum-Seekers
17,321	35

Women and Children 61,649 — 82 %

Female 40,151 — 53 %

Elderly (60+) 2,286 — 3 %

Youth (15-24) 18,859 — 25 %

Main Hosting Locations

Zone	HHs	Individuals
Zone 1	7,930	33,356
Zone 2	5,157	26,021
Zone 3	3,410	13,840
Zone 4	823	2,386

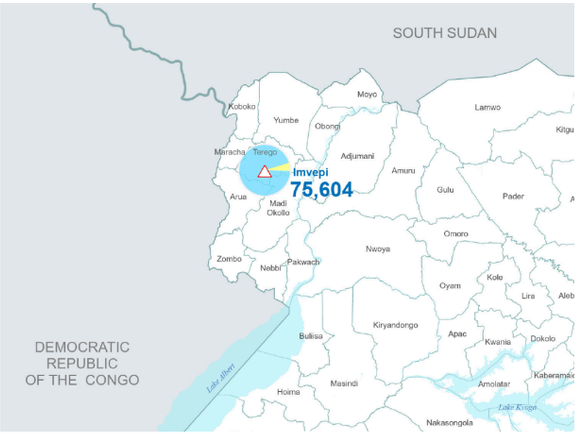

Main Countries of Origin

Main Countries of Origin	Total
South Sudan	71,620
DR Congo	3,558
Sudan	423
Ethiopia	1
Rwanda	1
United Republic of Tanzania	1

Age & Gender Breakdown

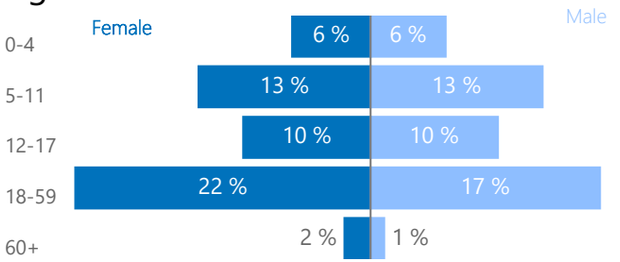

New Registration by Month

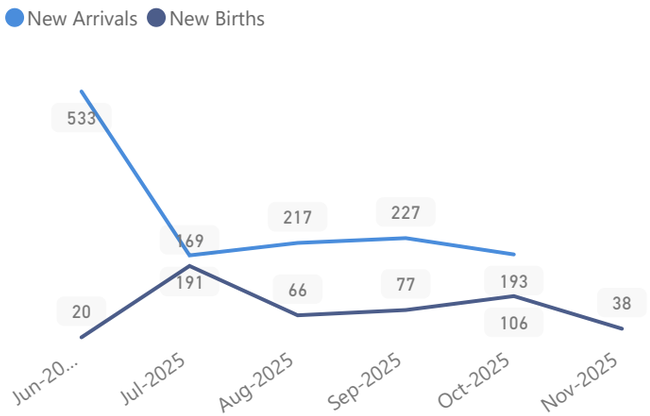

Main Occupations

19% Have occupation

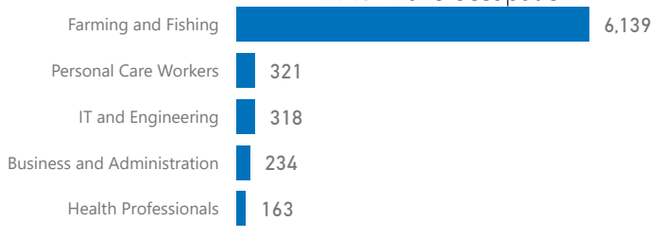

* Age is between 18 - 59 years for Occupation

Main Specific Needs

6,918 4,224

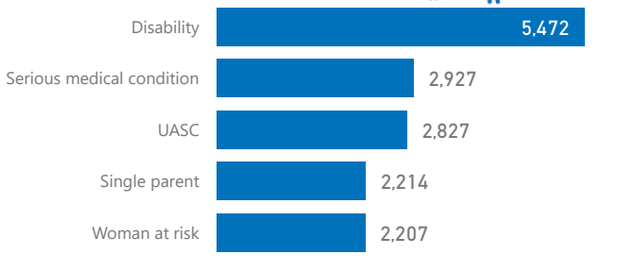

UGANDA- POPULATION DASHBOARD

ANNEX III - SETTLEMENT PROFILES 30-Nov-2025

Kampala

Total Population	Total Refugees
157,376	130,282
Total Households	Total Asylum-Seekers
95,122	27,094

Women and Children 93,008

59 %

Female 71,036

45 %

Elderly (60+) 2,498

2 %

Youth (15-24) 33,415

21 %

Main Hosting Locations

Zone	HHs	Individuals
Makindye Division	46,792	77,406
Kampala Central	27,928	38,693
Rubaga Division	15,886	30,453
Kawempe Division	2,757	5,395
Nakawa	1,116	3,102

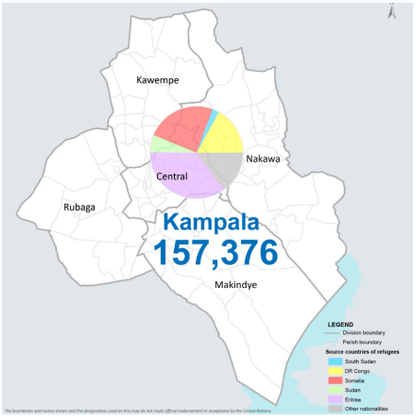

Main Countries of Origin

	Total
Eritrea	55,577
Somalia	38,385
DR Congo	26,752
Ethiopia	14,478

Age & Gender Breakdown

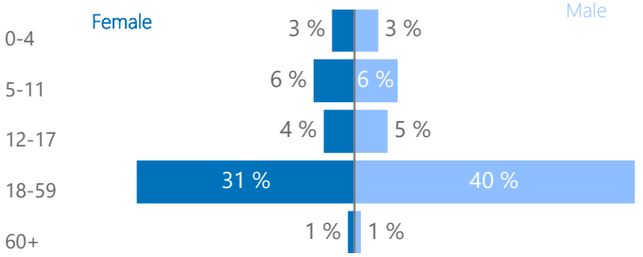

New Registration by Month

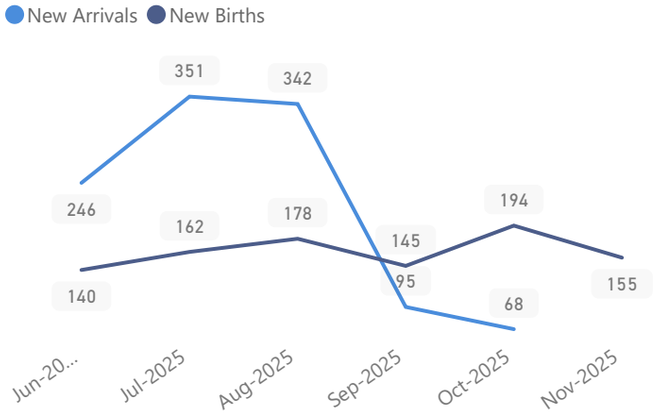

Main Occupations

4% Have occupation

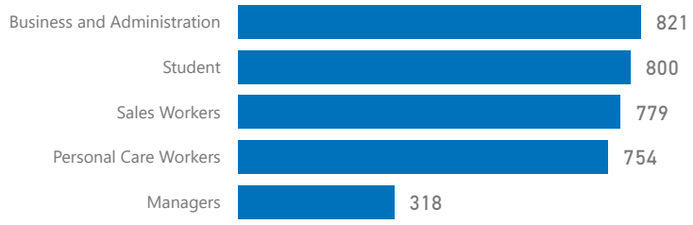

* Age is between 18 - 59 years for Occupation

Main Specific Needs

1,145 944

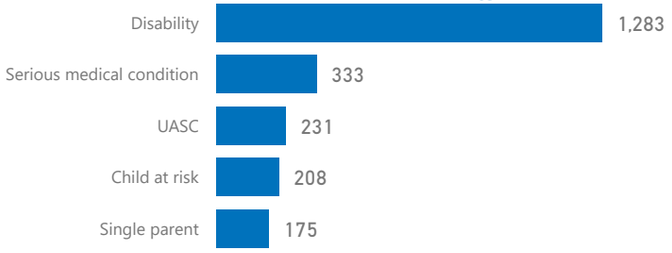

UGANDA- POPULATION DASHBOARD

ANNEX III - SETTLEMENT PROFILES 30-Nov-2025

Kiryandongo

Total Population	Total Refugees
165,463	165,400
Total Households	Total Asylum-Seekers
47,328	63

Women and Children 124,380 — 75 %

Female 83,905 — 51 %

Elderly (60+) 5,467 — 3 %

Youth (15-24) 46,590 — 28 %

Main Hosting Locations

Zone	HHs	Individuals
Ranch 1	34,390	105,434
Ranch 37	12,920	59,884

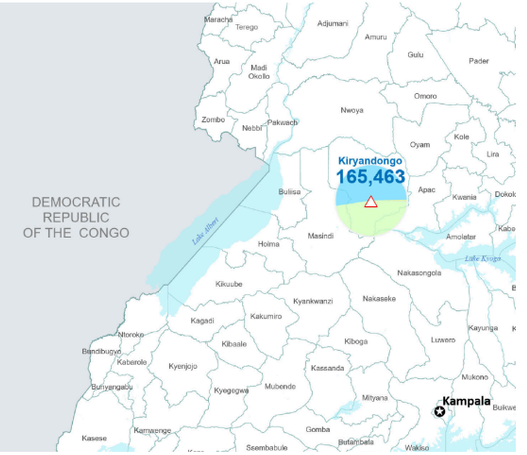

Main Countries of Origin

	Total
South Sudan	86,381
Sudan	78,408
DR Congo	387
Kenya	194

Age & Gender Breakdown

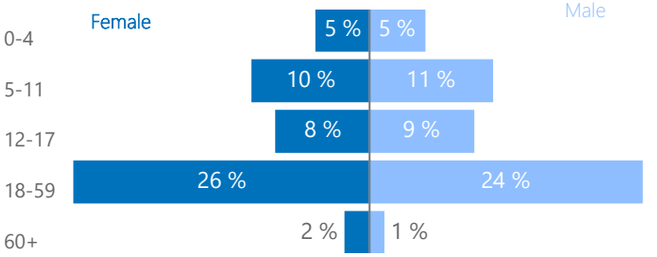

New Registration by Month

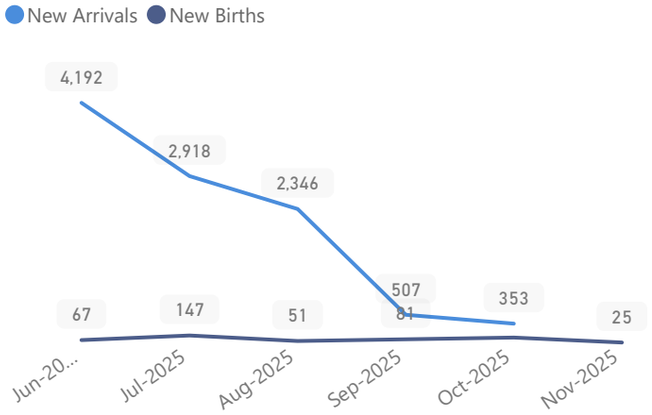

Main Occupations

9% Have occupation

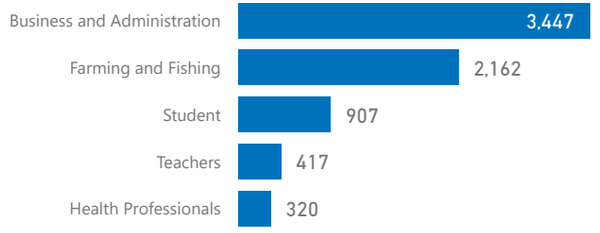

* Age is between 18 - 59 years for Occupation

Main Specific Needs

11,493 — 7,391

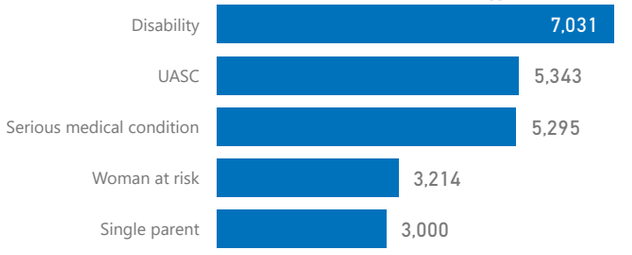

UGANDA- POPULATION DASHBOARD

ANNEX III - SETTLEMENT PROFILES 30-Nov-2025

Kyaka II

Total Population	Total Refugees
137,355	133,790
Total Households	Total Asylum-Seekers
35,770	3,565

Women and Children 108,763 — 79 %

Female 69,912 — 51 %

Elderly (60+) 3,854 — 3 %

Youth (15-24) 28,054 — 20 %

Main Hosting Locations

Zone	HHs	Individuals
Bwiriza	6,562	23,949
Sweswe	6,487	23,714
Byabakora	5,683	22,854
Mukondo	4,813	19,349
Itambabiniga	4,670	17,612

Main Countries of Origin

	Total
DR Congo	129,221
Rwanda	4,383
Burundi	3,628
South Sudan	54

Age & Gender Breakdown

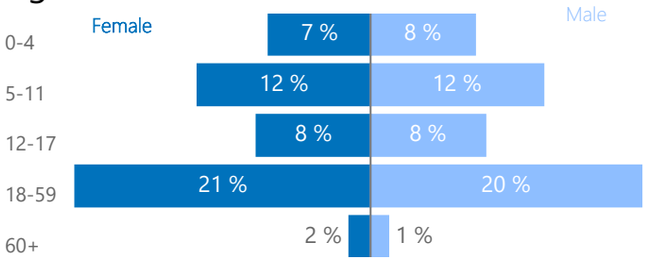

New Registration by Month

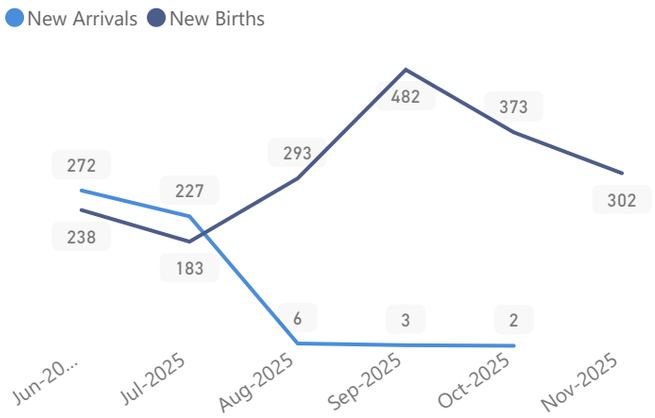

Main Occupations

19% Have occupation

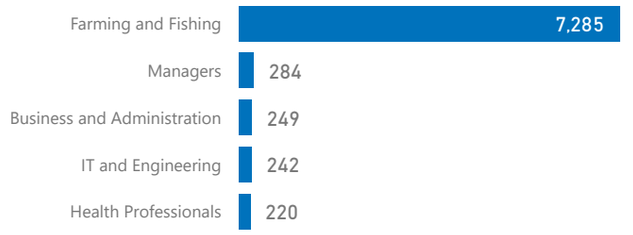

* Age is between 18 - 59 years for Occupation

Main Specific Needs

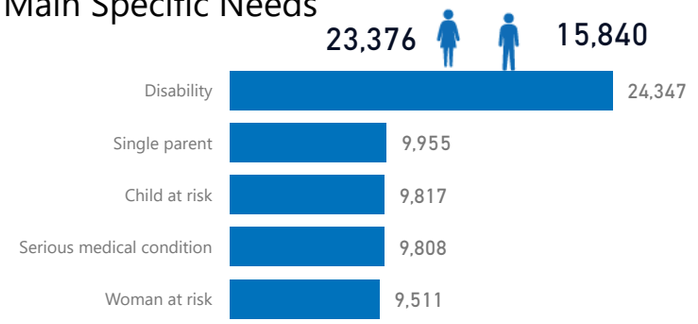

UGANDA- POPULATION DASHBOARD

ANNEX III - SETTLEMENT PROFILES 30-Nov-2025

Lobule

Total Population	Total Refugees
6,451	6,451
Total Households	Total Asylum-Seekers
975	0

Women and Children 5,229

81 %

Female 3,385

52 %

Elderly (60+) 217

3 %

Youth (15-24) 1,992

31 %

Main Hosting Locations

Zone	HHs	Individuals
Zone B	503	3,403
Zone A	472	3,048

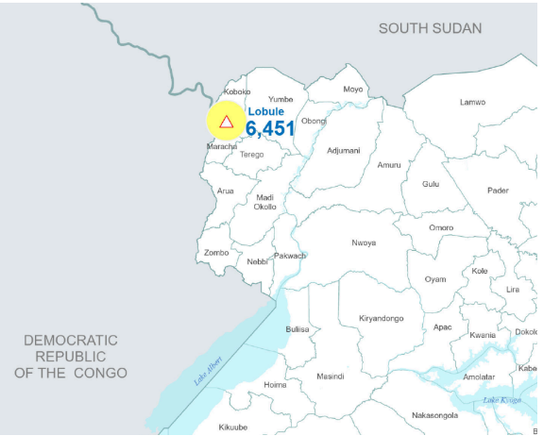

Main Countries of Origin

Main Countries of Origin	Total
DR Congo	6,434
South Sudan	17

Age & Gender Breakdown

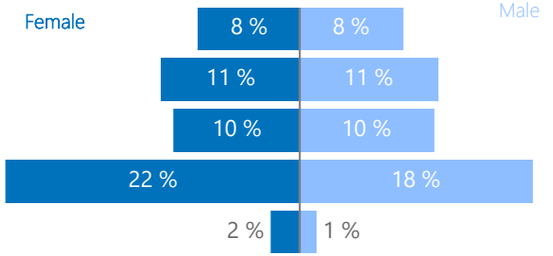

New Registration by Month

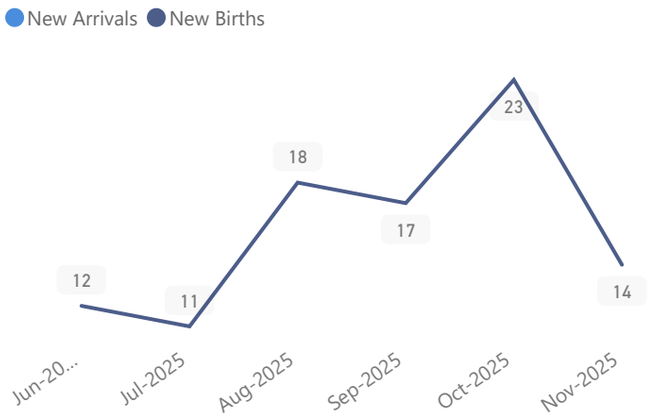

Main Occupations

30% Have occupation

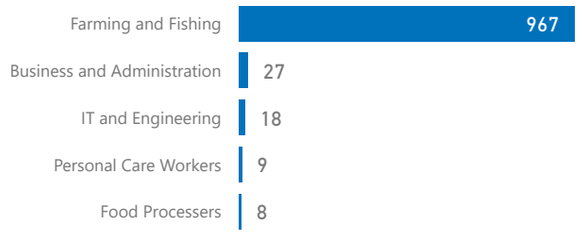

* Age is between 18 - 59 years for Occupation

Main Specific Needs

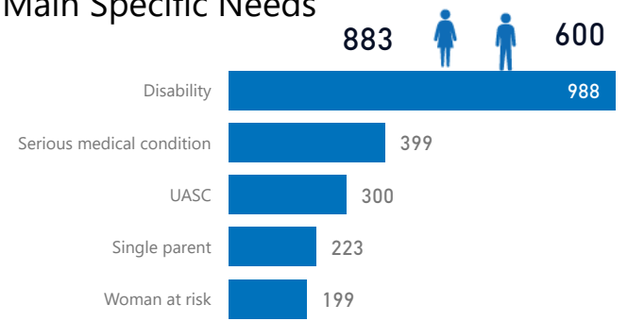

UGANDA- POPULATION DASHBOARD

ANNEX III - SETTLEMENT PROFILES 30-Nov-2025

Kyangwali

Total Population	Total Refugees
154,857	154,505
Total Households	**Total Asylum-Seekers**
46,335	352

Women and Children 125,716 — 81 %

Female 82,121 — 53 %

Elderly (60+) 5,376 — 3 %

Youth (15-24) 29,052 — 19 %

Main Hosting Locations

Zone	HHs	Individuals
Kyebitaka	2,872	11,841
Bukinda	5,411	11,801
Mombasa	2,023	7,901
Mukunyu A	2,785	7,788
Kagoma	2,229	7,708
Kentomi	2,406	7,484
Karuhinda	2,236	7,409
Waibuga	2,184	7,407
Malumba	1,928	6,541
Nyabitete	1,786	6,305

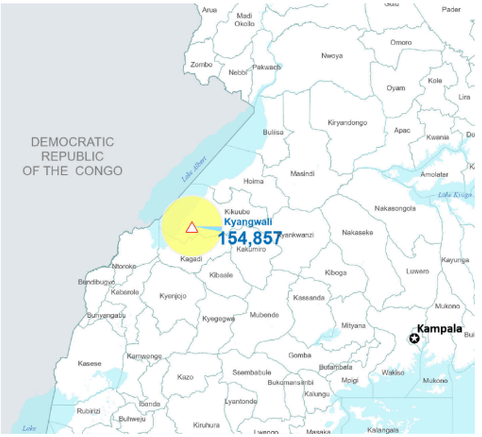

Main Countries of Origin

	Total
DR Congo	150,347
South Sudan	3,726
Rwanda	630
Burundi	132

Age & Gender Breakdown

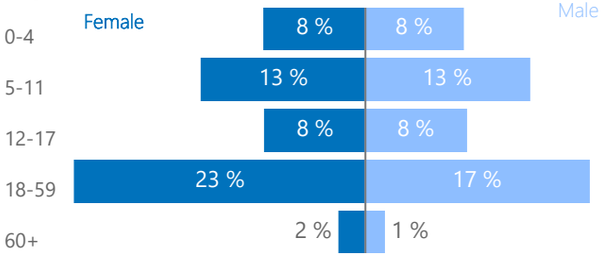

New Registration by Month

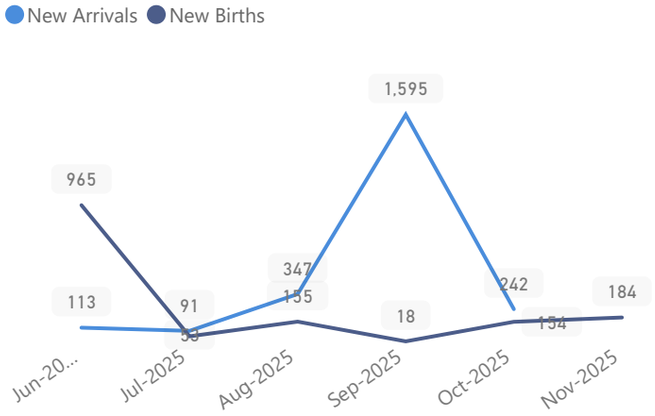

Main Occupations

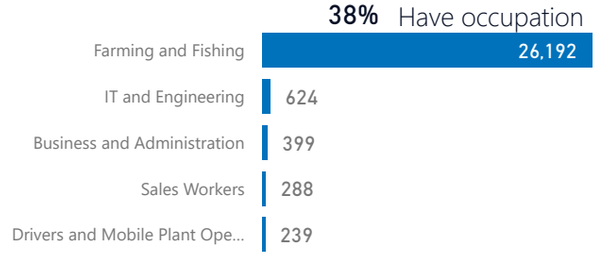

* Age is between 18 - 59 years for Occupation

Main Specific Needs

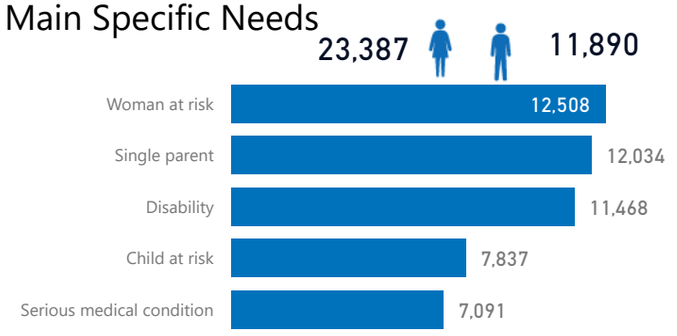

UGANDA- POPULATION DASHBOARD

ANNEX III - SETTLEMENT PROFILES 30-Nov-2025

Nakivale

Total Population	Total Refugees
275,231	272,144
Total Households	Total Asylum-Seekers
103,995	3,087

Women and Children 204,127 — 74 %

Female 138,096 — 50 %

Elderly (60+) 7,529 — 3 %

Youth (15-24) 66,585 — 24 %

Main Hosting Locations

Zone	HHs	Individuals
Rubondo	38,772	105,905
Juru	47,466	99,256
Base Camp	17,064	68,614

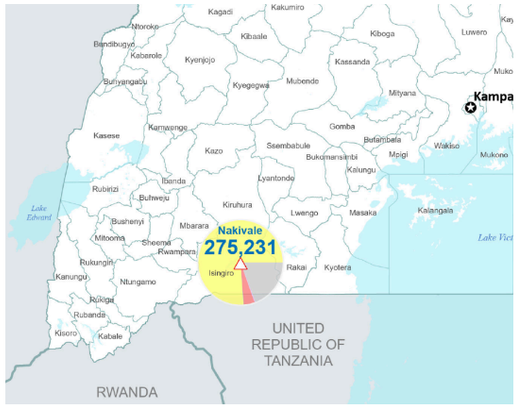

Main Countries of Origin

	Total
DR Congo	209,521
Burundi	35,833
Rwanda	15,674
Somalia	11,519

Age & Gender Breakdown

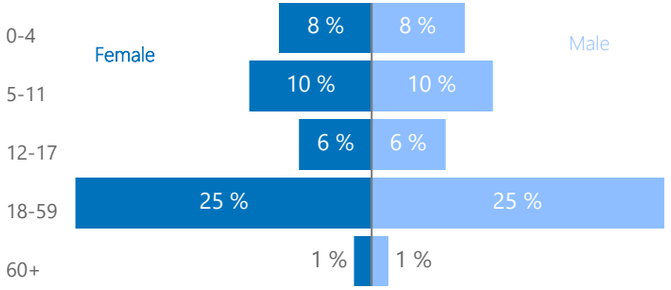

New Registration by Month

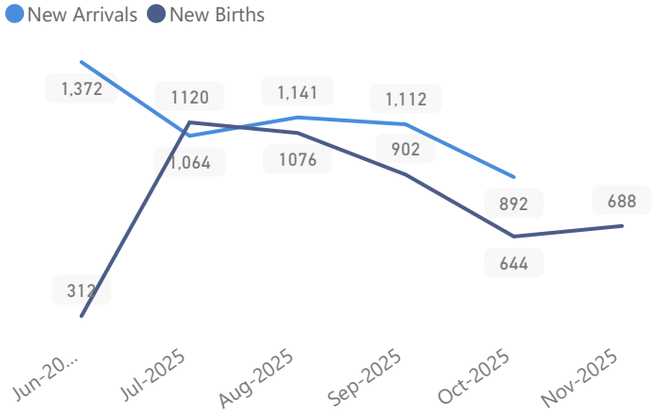

Main Occupations

14% Have occupation

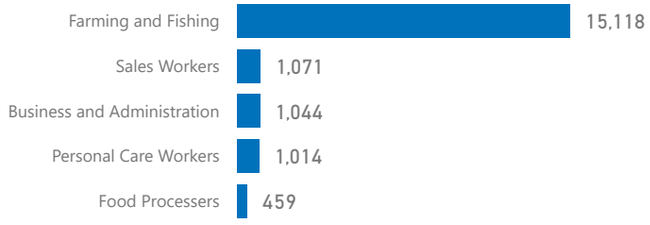

* Age is between 18 - 59 years for Occupation

Main Specific Needs

24,614 — 16,654

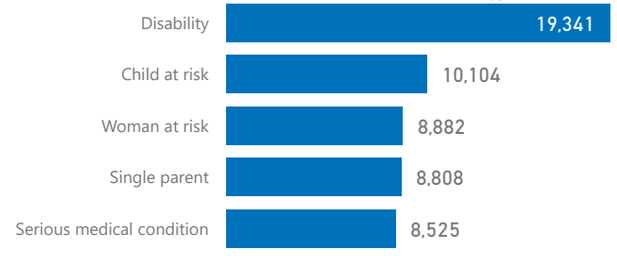

Source: Statistics - OPM (proGres)

Feedback: ugakareg@unhcr.org

Creation date: 01-Dec-2025

UGANDA- POPULATION DASHBOARD

ANNEX III - SETTLEMENT PROFILES 30-Nov-2025

Oruchinga

Total Population	Total Refugees
8,182	8,182
Total Households	Total Asylum-Seekers
1,732	0

Women and Children 6,383 — 78 %

Female 4,203 — 51 %

Elderly (60+) 292 — 4 %

Youth (15-24) 1,864 — 23 %

Main Hosting Locations

Zone	HHs	Individuals
Kifunjo	540	2,382
Michinga	432	2,112
Busheka	431	2,041

Main Countries of Origin

	Total
DR Congo	4,233
Rwanda	2,165
Burundi	1,720
South Sudan	63

Age & Gender Breakdown

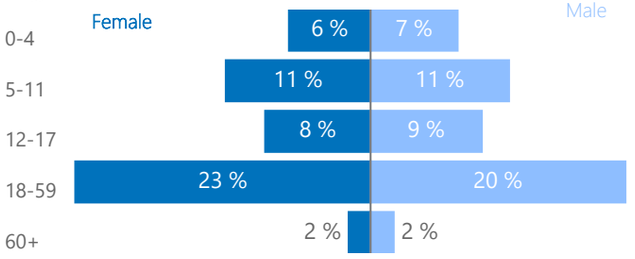

New Registration by Month

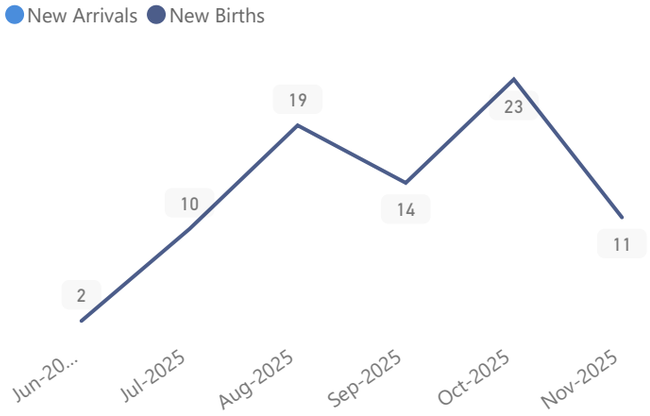

Main Occupations

32% Have occupation

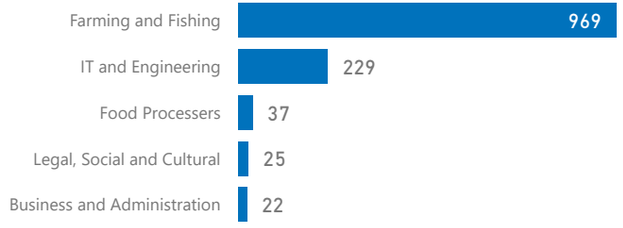

* Age is between 18 - 59 years for Occupation

Main Specific Needs

1,417 1,025

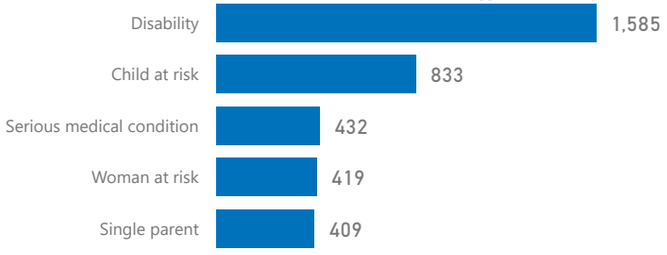

UGANDA- POPULATION DASHBOARD

ANNEX III - SETTLEMENT PROFILES 30-Nov-2025

Palabek

Total Population	Total Refugees
95,005	95,005
Total Households	Total Asylum-Seekers
20,372	0

Women and Children 78,576 — 83 %

Female 47,836 — 50 %

Elderly (60+) 1,689 — 2 %

Youth (15-24) 25,917 — 27 %

Main Hosting Locations

Zone	HHs	Individuals
Zone 6	3,788	18,588
Zone 8	3,825	14,897
Zone 5B	2,869	13,414
Zone 7	2,236	11,515
Zone 4	1,956	8,891
Zone 5A	1,426	8,138
Zone 3	1,174	6,186
Zone 9	966	4,686
Zone 1	1,047	4,459
Zone 2	1,082	4,221

Main Countries of Origin	Total
South Sudan	94,709
Sudan	245
DR Congo	51

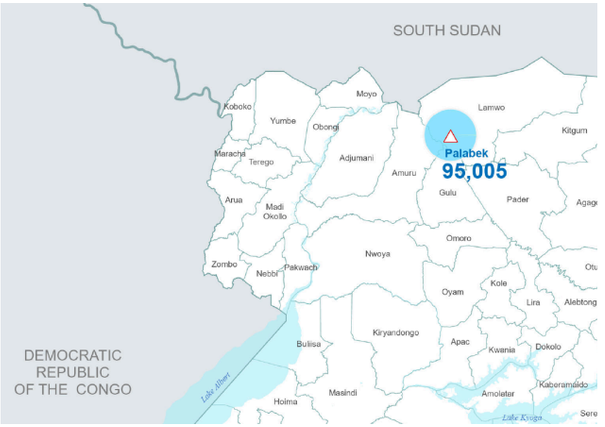

Age & Gender Breakdown

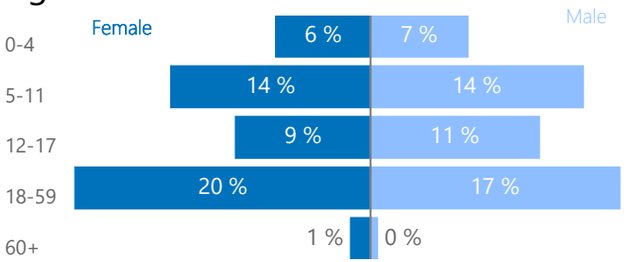

New Registration by Month

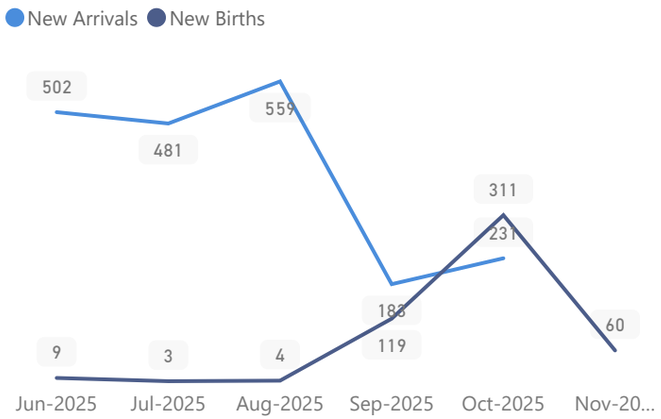

Main Occupations

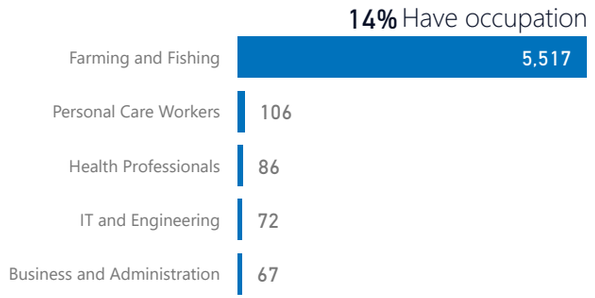

* Age is between 18 - 59 years for Occupation

Main Specific Needs

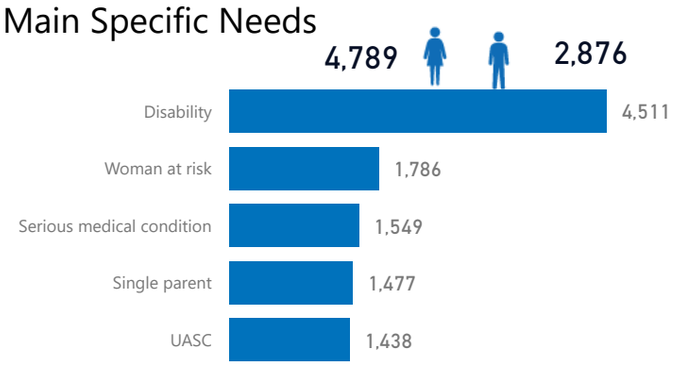

UGANDA- POPULATION DASHBOARD

ANNEX III - SETTLEMENT PROFILES 30-Nov-2025

Palorinya

Total Population	Total Refugees
142,254	142,252
Total Households	Total Asylum-Seekers
28,683	2

Women and Children 111,986 — 79 %

Female 74,730 — 53 %

Elderly (60+) 5,792 — 4 %

Youth (15-24) 38,388 — 27 %

Main Hosting Locations

Zone	HHs	Individuals
Morobi	9,557	47,773
Dongo West	5,203	25,601
Chinyi	4,356	20,052
Basecamp Ibakwe	2,756	15,575
Dongo East	3,118	15,419
Belemaling	2,115	10,652
Budri	1,576	7,172

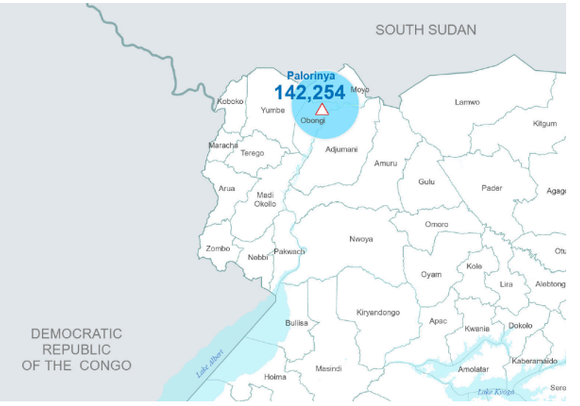

Main Countries of Origin

	Total
South Sudan	142,158
DR Congo	53
Sudan	42
Congo, Republic of the	1

Age & Gender Breakdown

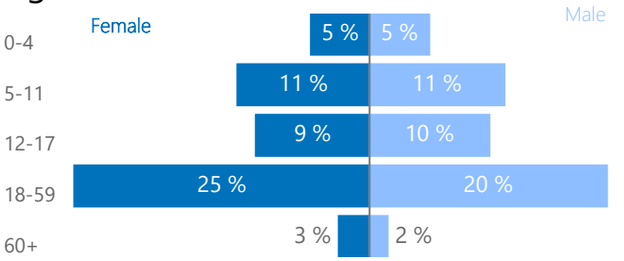

New Registration by Month

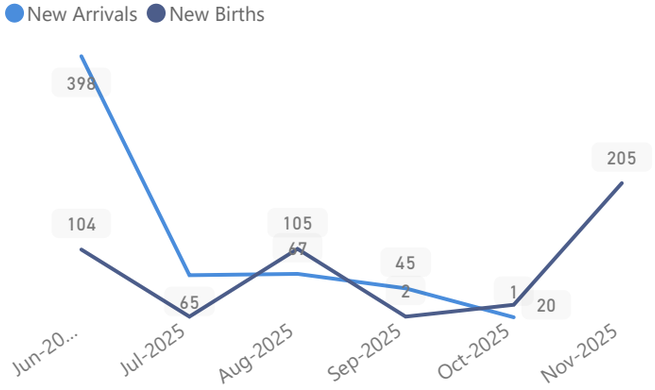

Main Occupations

12% Have occupation

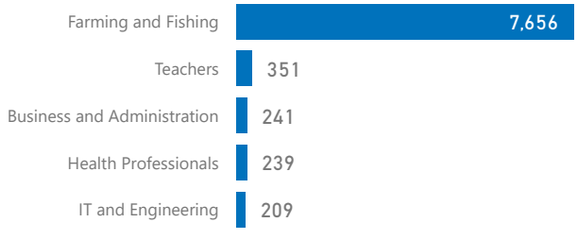

* Age is between 18 - 59 years for Occupation

Main Specific Needs

12,772 7,215

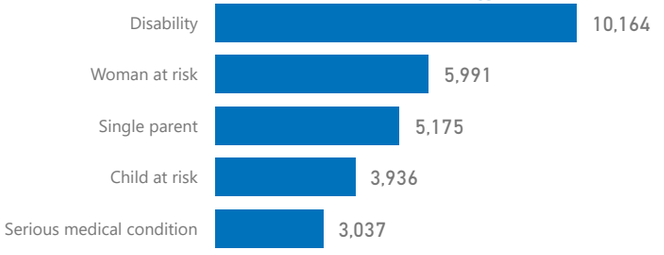

UGANDA- POPULATION DASHBOARD

ANNEX III - SETTLEMENT PROFILES 30-Nov-2025

Rhino

Total Population	Total Refugees
200,476	200,405
Total Households	Total Asylum-Seekers
40,422	71

Women and Children 161,848

81 %

Female 101,785

51 %

Elderly (60+) 3,946

2 %

Youth (15-24) 56,460

28 %

Main Hosting Locations

Zone	HHs	Individuals
Zone 7	10,339	52,362
Zone 2	8,104	32,931
Zone 3	6,976	32,286
Zone 6	4,995	27,531
Zone 1	2,378	16,132
Zone 5	1,882	14,881
Zone 4	2,433	14,512
Zone 8	3,313	9,826

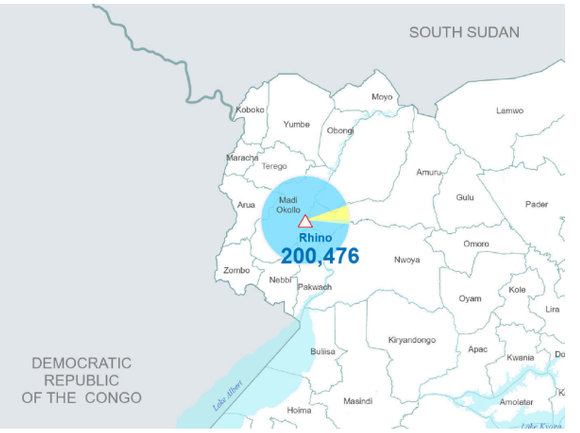

Main Countries of Origin

	Total
South Sudan	186,567
DR Congo	10,875
Sudan	2,917
Rwanda	45

Age & Gender Breakdown

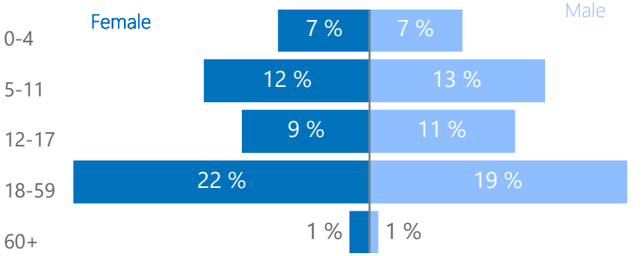

New Registration by Month

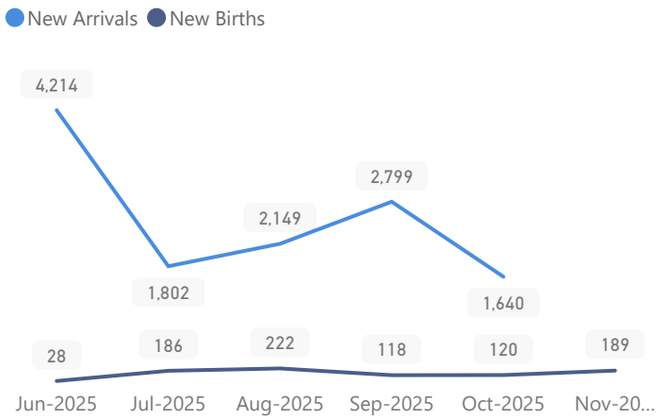

Main Occupations

7% Have occupation

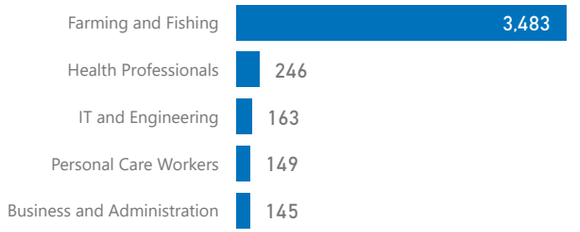

* Age is between 18 - 59 years for Occupation

Main Specific Needs

18,537 13,170

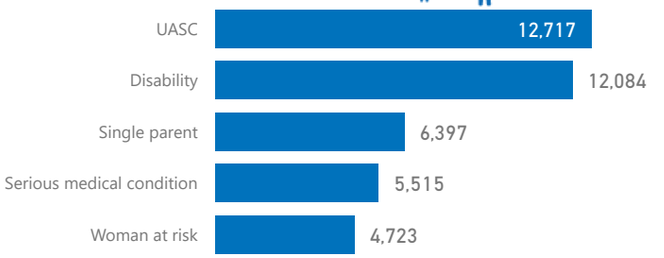

UGANDA- POPULATION DASHBOARD

ANNEX III - SETTLEMENT PROFILES 30-Nov-2025

Rwamwanja

Total Population	Total Refugees
106,260	105,487
Total Households	Total Asylum-Seekers
25,488	773

Women and Children 85,442 — 80 %

Female 54,426 — 51 %

Elderly (60+) 3,007 — 3 %

Youth (15-24) 22,114 — 21 %

Main Hosting Locations

Zone	HHs	Individuals
Kyempango	11,005	40,214
Kaihora	3,282	14,113
Mahani	2,386	11,330
Ntenungi	2,742	11,170
Nkoma	1,799	9,137
Base Camp	1,941	8,809
Mahiga	959	4,612
Kikuura	570	2,790
Waijagahe	431	2,239
Buguta	351	1,785

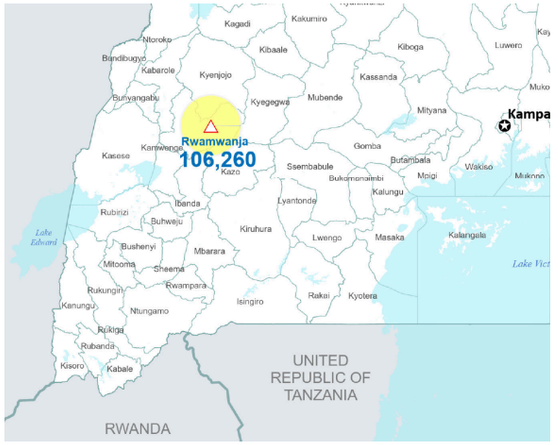

Main Countries of Origin

	Total
DR Congo	105,678
Rwanda	336
South Sudan	168
Burundi	66

Age & Gender Breakdown

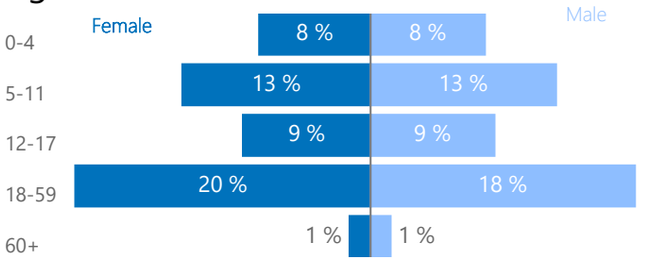

New Registration by Month

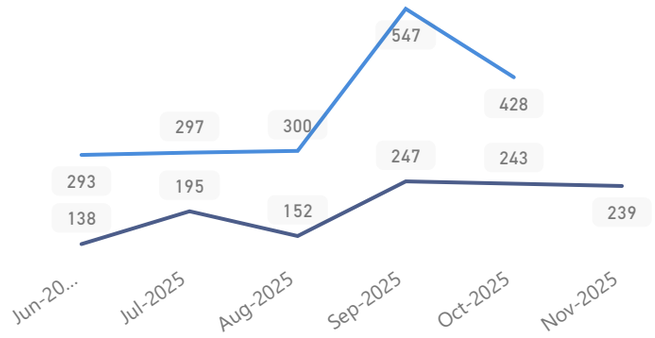

Main Occupations

42% Have occupation

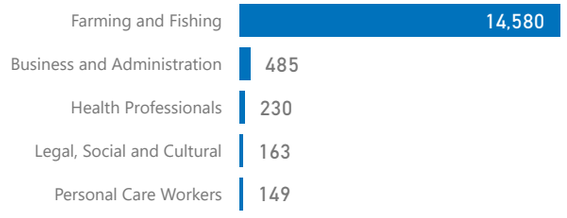

* Age is between 18 - 59 years for Occupation

Main Specific Needs
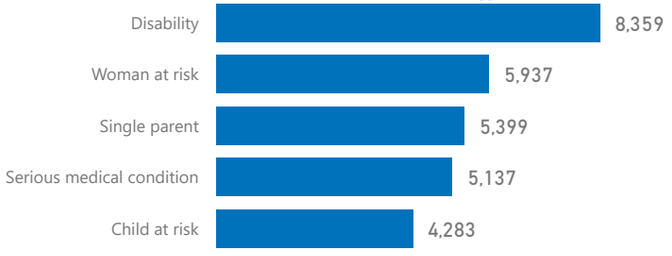
12,579 — 7,689