UGANDA - PSN STATISTICS

Annex VI: Overview of Refugees and Asylum-seekers with Specific Needs

as of 30-Nov -2025

Total Population	Total Unique Individuals with Specific Needs	Total Specific Needs	Disability	Child at Risk	Woman at Risk
1,967,186	281,874	441,104	130,853	50,225	62,367

Specific Needs by Category and Gender

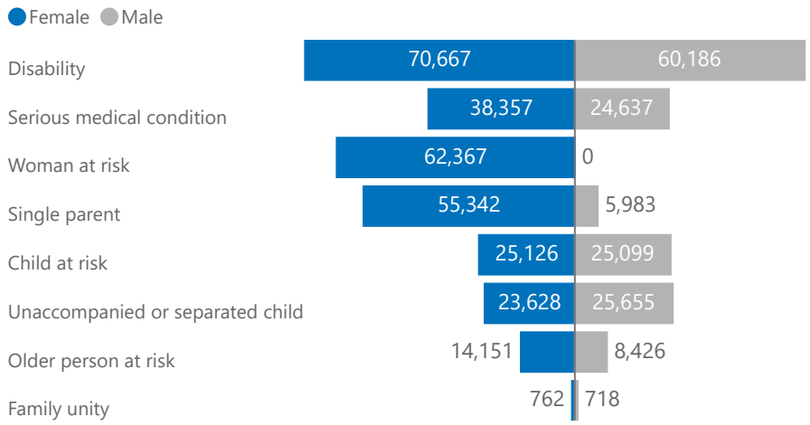

Persons with Specific Needs by Age and Gender

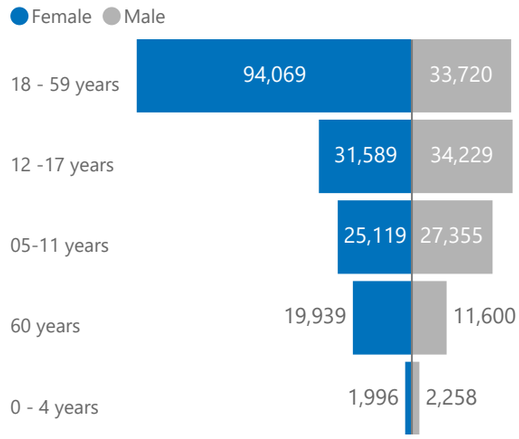

Location and Specific Needs Category

Location	Adjumani	Bidibidi	Imvepi	Kampala	Kiryandongo	Kyaka II	Kyangwali	Lobule	Nakivale	Oruchinga	Palabek	Palorinya	Rhino	Rwamwanja	Total
Disability	**18,629**	**5,591**	**5,472**	**1,283**	**7,031**	**24,347**	**11,468**	**988**	**19,341**	**1,585**	**4,511**	**10,164**	**12,084**	**8,359**	**130,853**
Female	11,011	3,022	3,045	657	4,337	12,355	6,021	586	9,582	908	2,760	5,704	6,700	3,979	**70,667**
Male	7,618	2,569	2,427	626	2,694	11,992	5,447	402	9,759	677	1,751	4,460	5,384	4,380	**60,186**
Serious medical condition	**5,592**	**7,354**	**2,927**	**333**	**5,295**	**9,808**	**7,091**	**399**	**8,525**	**432**	**1,549**	**3,037**	**5,515**	**5,137**	**62,994**
Female	3,743	4,648	1,793	179	3,448	5,841	4,232	266	4,872	274	1,002	1,795	3,350	2,914	**38,357**
Male	1,849	2,706	1,134	154	1,847	3,967	2,859	133	3,653	158	547	1,242	2,165	2,223	**24,637**
Woman at risk	**4,007**	**2,817**	**2,207**	**166**	**3,214**	**9,511**	**12,508**	**199**	**8,882**	**419**	**1,786**	**5,991**	**4,723**	**5,937**	**62,367**
Female	4,007	2,817	2,207	166	3,214	9,511	12,508	199	8,882	419	1,786	5,991	4,723	5,937	**62,367**
Single parent	**3,886**	**2,173**	**2,214**	**175**	**3,000**	**9,955**	**12,034**	**223**	**8,808**	**409**	**1,477**	**5,175**	**6,397**	**5,399**	**61,325**
Female	3,550	1,958	2,021	165	2,763	8,957	10,923	193	7,848	339	1,353	4,663	5,736	4,873	**55,342**
Male	336	215	193	10	237	998	1,111	30	960	70	124	512	661	526	**5,983**
Child at risk	**5,331**	**1,197**	**736**	**208**	**2,981**	**9,817**	**7,837**	**185**	**10,104**	**833**	**1,110**	**3,936**	**1,667**	**4,283**	**50,225**
Female	2,712	573	365	113	1,413	4,983	4,046	90	5,006	409	520	1,848	787	2,261	**25,126**
Male	2,619	624	371	95	1,568	4,834	3,791	95	5,098	424	590	2,088	880	2,022	**25,099**
Unaccompanied or separated child	**12,258**	**1,913**	**2,827**	**231**	**5,343**	**2,674**	**2,713**	**300**	**2,474**	**162**	**1,438**	**2,753**	**12,717**	**1,480**	**49,283**
Male	6,130	999	1,389	109	2,770	1,296	1,321	153	1,358	84	813	1,407	7,098	728	**25,655**
Female	6,128	914	1,438	122	2,573	1,378	1,392	147	1,116	78	625	1,346	5,619	752	**23,628**
Older person at risk	**1,879**	**2,553**	**1,075**	**73**	**1,991**	**2,107**	**2,956**	**82**	**3,655**	**143**	**478**	**2,260**	**1,562**	**1,763**	**22,577**
Female	1,381	1,783	741	47	1,306	1,176	1,727	57	1,873	77	354	1,567	1,120	942	**14,151**
Male	498	770	334	26	685	931	1,229	25	1,782	66	124	693	442	821	**8,426**
Family unity	**18**	**12**	**16**	**70**	**53**	**256**	**524**	**1**	**237**	**9**	**31**	**32**	**95**	**126**	**1,480**
Female	7	3	6	32	22	125	277	1	137	2	22	13	54	61	**762**
Male	11	9	10	38	31	131	247		100	7	9	19	41	65	**718**
Total	**51,600**	**23,610**	**17,474**	**2,539**	**28,908**	**68,475**	**57,131**	**2,377**	**62,026**	**3,992**	**12,380**	**33,348**	**44,760**	**32,484**	**441,104**

Persons with Disabilities: Approximately 130,853 (6.7% of the total refugee population), with 54.0% females and 46.0% males. Children constitute 33.5% .

Source: Uganda's Office of the Prime Minister (OPM) / proGres

Creation date: 01 Dec 2025

UGANDA - PSN STATISTICS

Annex VI: Overview of Refugees and Asylum-seekers with Specific Needs

as of 30-Nov -2025

Child at Risk (50,225)

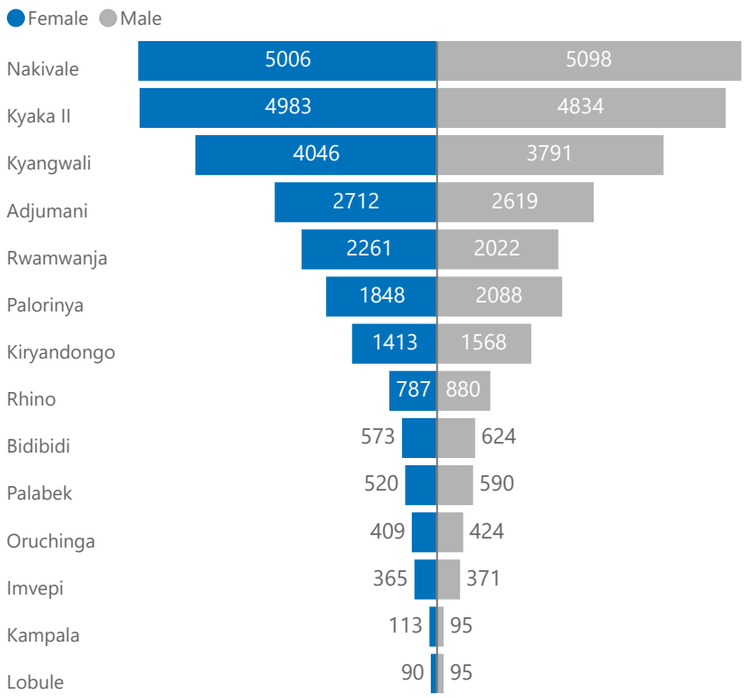

Child at Risk by Age Cohort

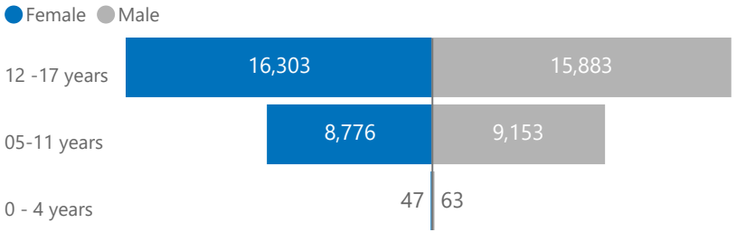

Top 5 Nationality with Child at Risk

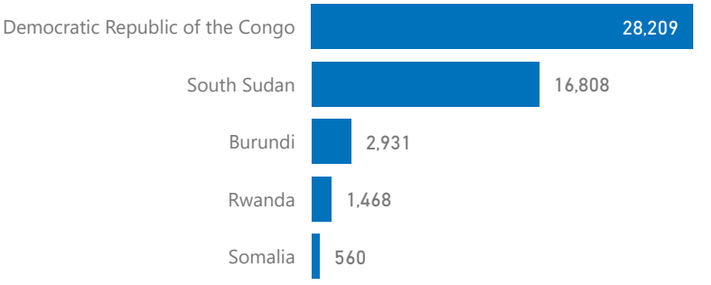

Unaccompanied or separated child (49,283)

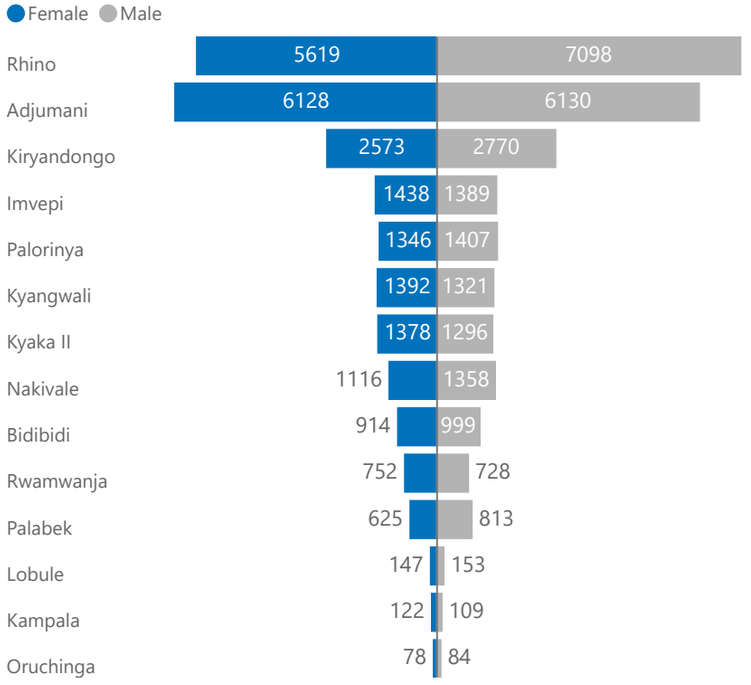

Unaccompanied or separated child by Age Cohort

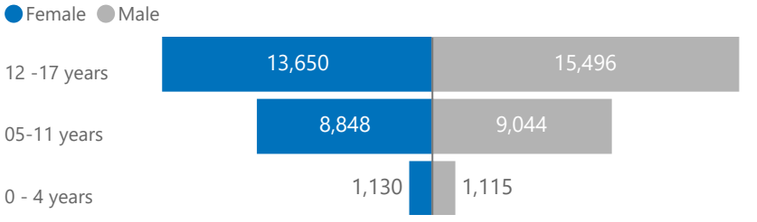

Top 5 Nationality with Unaccompanied or separated child

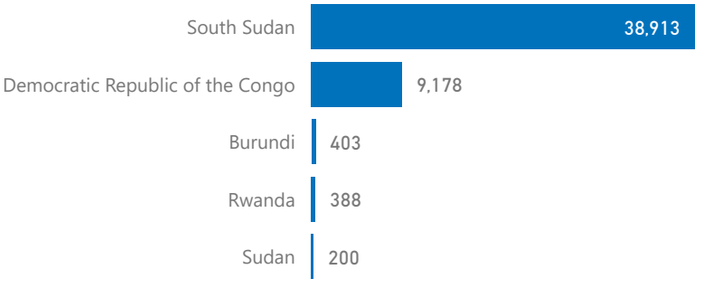

Source: Uganda's Office of the Prime Minister (OPM) / proGres

Creation date: 01 Dec 2025

UGANDA - PSN STATISTICS

Annex VI: Overview of Refugees and Asylum-seekers with Specific Needs

as of 30-Nov -2025

Disability (130,853)

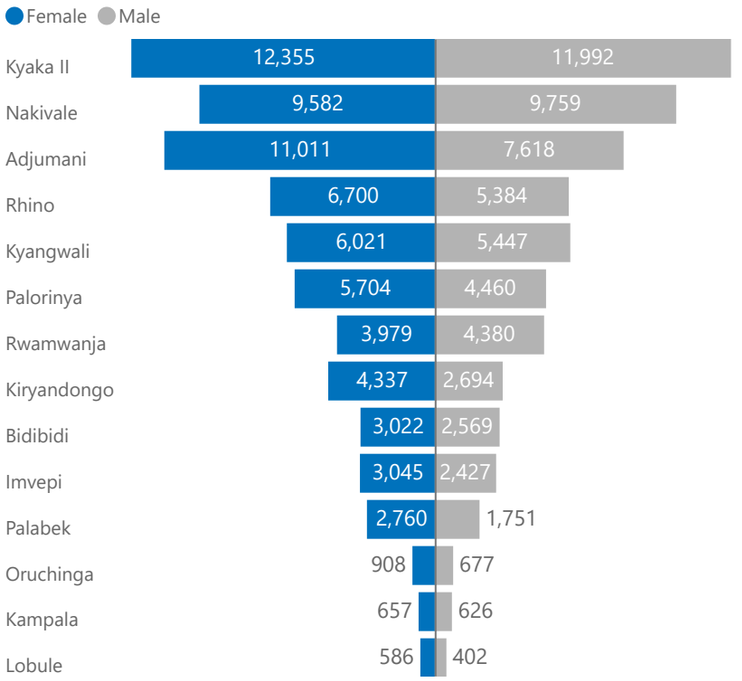

Disability Age Cohort

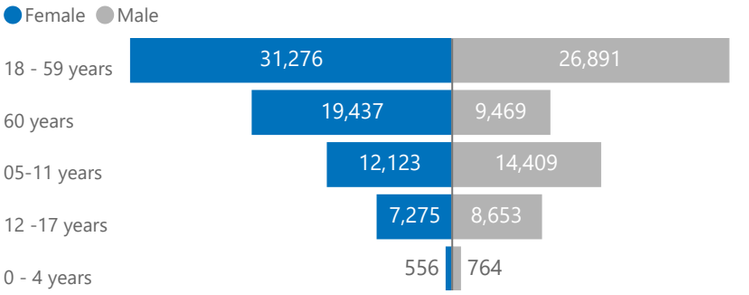

Top 5 Nationality with Disabiity

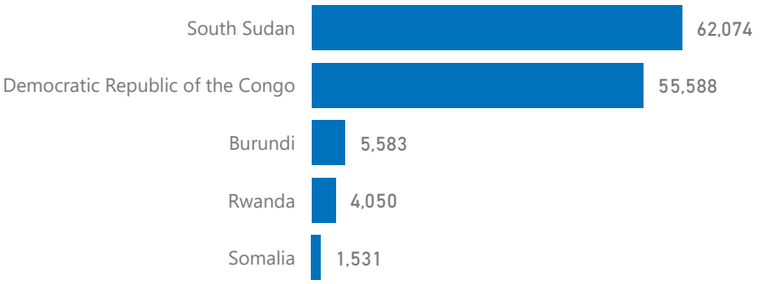

Older Person at Risk (22,577)

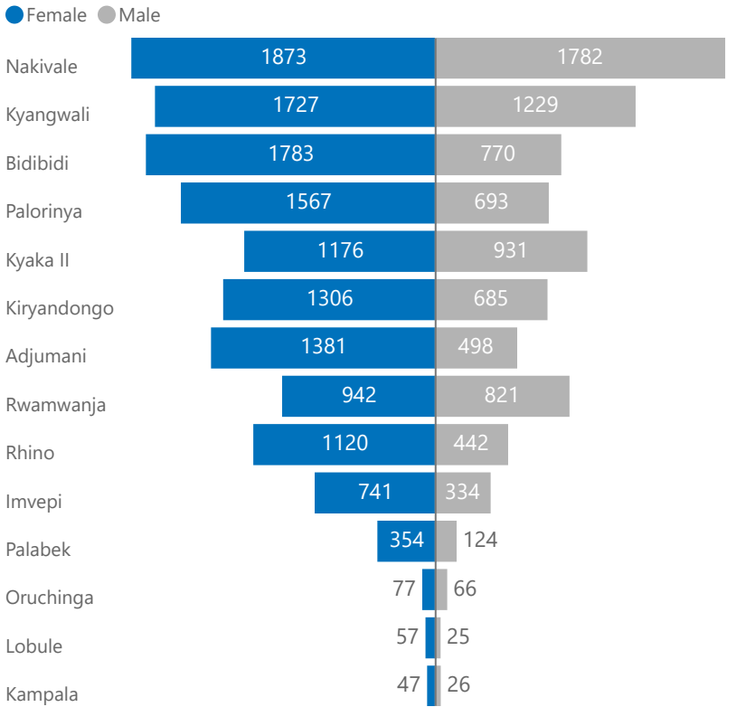

Women at Risk (62,367)

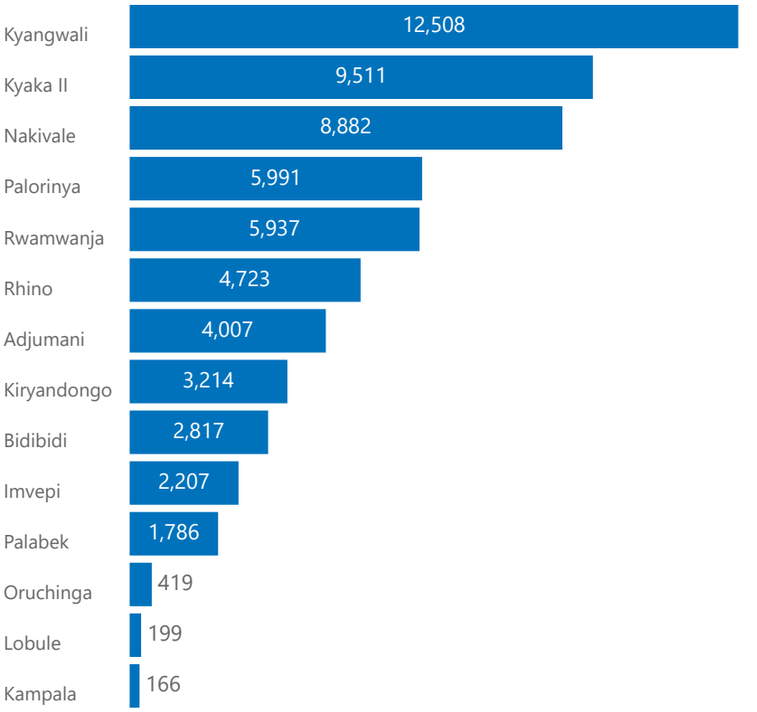

Source: Uganda's Office of the Prime Minister (OPM) / proGres

Creation date: 01 Dec 2025