Gender-Based Violence Dashboard

Uganda Refugee Response Plan (RRP) 2024-2025

2025 Quarters

Quarter 3

Overview

The Sector Overview:
During Q3 2025, the GBV sector maintained efforts to combat Gender-Based Violence (GBV) within Uganda's refugee-hosting regions amidst funding constraints. The sector remained focused on promoting gender-sensitive approaches and increasing community engagement to address and mitigate GBV.

The Result Analysis: The cumulative number of GBV incidents recorded in 2025 reached **4,179**, marking a significant **34% increase** over the same period last year. This reflects an alarming trend that underscores the need for enhanced intervention measures to address the GBV risks to women and girls. Between August and Sept 2025, the sector saw **an increase by 13%** in reported incidents, highlighting new trends in GBV incidents linked to socio-economic pressures. Despite the funding challenges, there was a notable advancement in community-based initiatives to address GBV, demonstrating proactive engagement in raising awareness and prevention. The sector has continued to witness increased involvement of men and women in GBV prevention campaigns, with a total of **63,381** individuals engaged. **1,212 satisfaction surveys were undertaken** to assess the services offered, with **96%** of the respondents indicating satisfaction.

Key factors: With the increase in reported GBV incidents and reduced staffing, the sector developed triaging guidelines to prioritize urgent life-threatening cases, ensuring efficient use of resources. Simultaneously, the sector is investing resources to strengthen community-based mechanisms and approaches. This includes supporting local organizations, like Refugee Women-led Organizations RWLO, to enhance GBV prevention activities, thereby sustaining previous investments in GBV prevention efforts.

The Key challenges/opportunities:

- **caseworker-to-case ratio:** he sector faces dire challenges following funding reductions, leading to high turnover rates and an unfavorable **caseworker-to-case ratio of 1:80**, far from the global standard. Additionally, there have been delays in reporting, which impact timely clinical responses and increase the risk of infections such as HIV/AIDS, but also teenage pregnancies. Substance abuse is another contributing factor, feeding into the cycle of violence and risk. Additionally, reluctance to pursue legal action due to fear of reprisal further strangles GBV responses.
- **Community Engagement & Prevention:** The sector is prioritizing community-driven initiatives such as the SASA method to foster community engagement awareness.
- **Case Management & Survivor Support:** Increased case management was observed; however, the staffing ratio remains a challenge for effective service delivery.
- **Women and Girls' safe spaces funding cuts:** resulting in high turnover, and a lack of women's safe spaces. About 26 women's and grill spaces have been closed due to funding cuts

Key GBV Contributing Factors:

- **Economic Hardship:** prioritization and categorization exercises, which led to the reduction or removal of food and cash rations, increased family and household levels of vulnerability, leading to an increase in Intimate Partner Violence (IPV) linked to heightened stress and conflict.
- **Cultural Norms:** Deep-seated cultural norms and gender stereotypes perpetuate a cycle of violence against women, justifying such acts and hindering survivors from seeking help. These cultural beliefs continue to pose significant barriers to reporting incidents of GBV.
- **Alcoholism and Family Conflicts:** Substance abuse continues to be a major trigger for emotional and physical violence.

Sector Priorities: The GBV sector will sustain lifesaving response services through triaging and strategic referrals, focusing on high-risk cases amid staffing and funding constraints. Partnerships with Refugee-Led Organizations and government institutions will strengthen localized, coordinated GBV response systems. Community-driven prevention approaches (SASA, EMAP, Girl Shine), skill-building for women and girls, and mainstreaming GBV across sectors will remain central to resilience and survivor support.

Key Indicators

Actual Achievements *Gap*

4,179
GBV Incidents Reported

6,142
Total Interventions

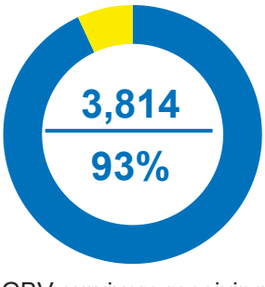

GBV survivors receiving appropriate multi-sectoral support
Target: **6,600**

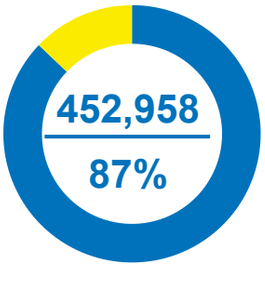

Number of persons reached with GBV awareness raising and behavior/ attitude change
Target: **520,000**

Men and women engaged in GBV prevention and awareness campaigns within their communities
Target: **5,500**

1,212
GBV survivors who completed satisfaction survey
Target: 6,275

Sectors contacts: Washington Kote (UNHCR) kote@unhcr.org
Roy Asiku (UNFPA) asiku@unfpa.org

Published: *November 2025*

Gender-Based Violence Dashboard

Uganda Refugee Response Plan (RRP) 2024-2025

Quarters: Quarter 3

OUTPUT 1: Community Attitudes and Behaviours Changed with enhanced community engagement and awareness

Indicator	Actual	Target	Actual / Gap
Women and Men in Community-Based Structures Engaged in GBV Prevention and Response			
- Congolese Refugees	24,659	2,500	100%
- South Sudanese Refugees	27,925	2,000	100%
- Sudanese Refugees	10,023	500	100%
- Other refugees	5,782	500	100%
- Host Community	5,782		
Total	63,381	5,500	
Women and Men in Functional and Community-Based Structures Trained on GBV Prevention and Response			
- Congolese Refugees	4,146	2,000	100%
- South Sudanese Refugees	2,813	1,500	100%
- Sudanese Refugees	93	500	19% / 81%
- Other refugees	289	500	58% / 42%
Total	7,954	4,500	
Women, Men, Boys and Girls Reached with GBV Awareness Raising Messages			
- Congolese Refugees	85,111	200,000	43% / 57%
- South Sudanese Refugees	249,275	300,000	83% / 17%
- Sudanese Refugees	20,357	10,000	100%
- Other refugees	80,305	10,000	100%
- Host Community	17,910		
Total	452,958	520,000	

Women and Men in Community-Based Structures Participating in GBV Prevention and Response Gender Breakdown

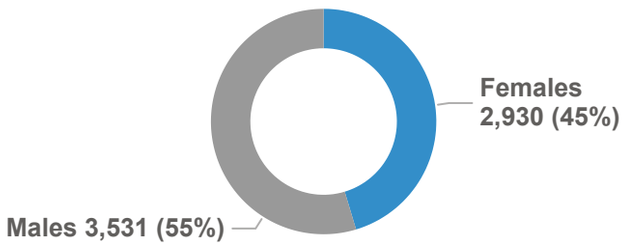

Women and Men in Functional and Community-Based Structures Trained on GBV Prevention and Response Gender Breakdown

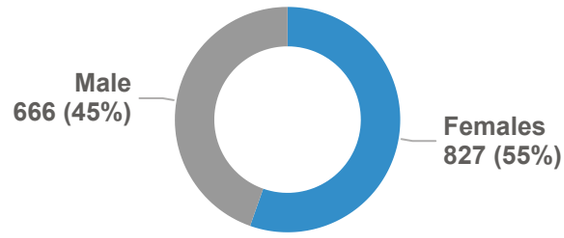

GBV Case Workers

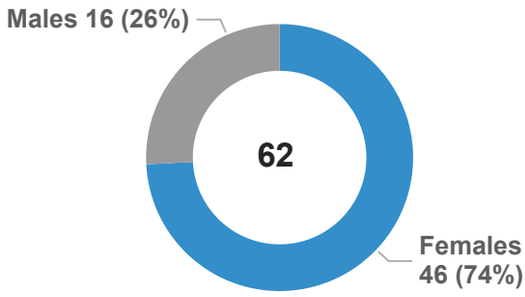

Women, Men, Boys and Girls Reached with GBV Awareness Raising Messages Gender Breakdown

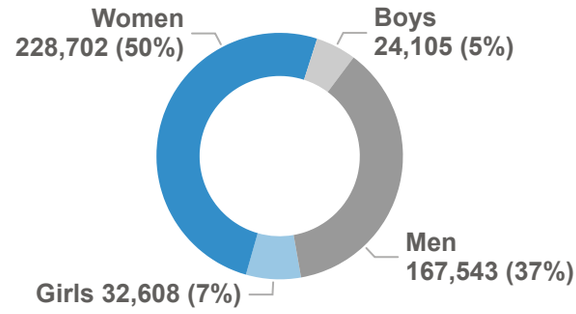

Achievements data: ActivityInfo + GBVIMS| **Author:** UNHCR Representation in Uganda |**Feedback:** ugakaimug@unhcr.org | **For more info:** https://data.unhcr.org/en/country/uga

Sectors contacts: Washington Kote (UNHCR) kote@unhcr.org; Roy Asiku (UNFPA) asiku@unfpa.org

Published: *November 2025*

Gender-Based Violence Dashboard

Uganda Refugee Response Plan (RRP) 2024-2025

Quarters

Quarter 3

OUTPUT 2: Improved Access to and Documentation of Quality and Timely Gender-Based Violence (GBV) Multi-Sectoral Services for GBV survivors

Persons at Risk of GBV and Survivors Who Received Multi-Sectoral Support

Indicator	Actual	Target	Actual	Gap
- Congolese Refugees	1,719	4,000	43%	57%
- South Sudanese Refugees	1,791	2,000	90%	1...
- Sudanese Refugees	97	100	97%	
- Other refugees	146	500	49%	51%
- Host Community	61			
Total	3,814	6,600		

Satisfaction Surveys Undertaken to Assess The Suitability of the Gender-Based Violence (GBV) Services Offered

- Congolese Refugees	745	3,800	20%	80%
- South Sudanese Refugees	372	1,900	20%	80%
- Sudanese Refugees	39	100	39%	61%
- Other refugees	2	475		99.6%
Total	1158	6,275		

Open GBV Cases By Age and Sex

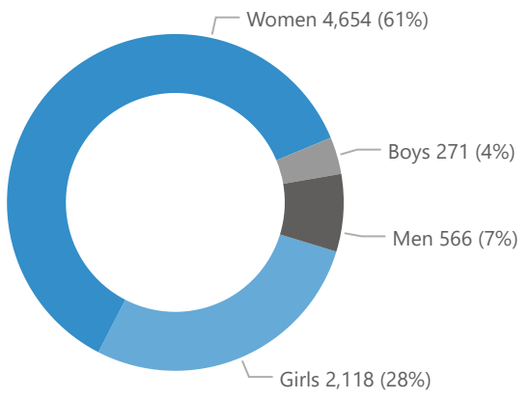

Reported Incidents

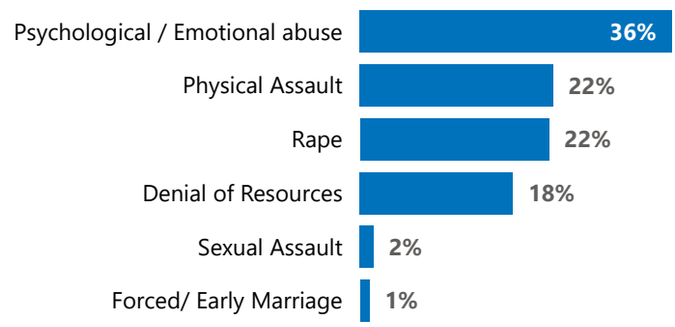

***Data Source**: GBVIMS*

Closed GBV Cases By Age and Sex

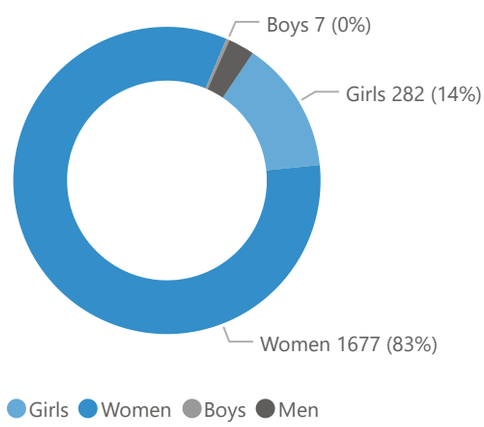

Service Provision

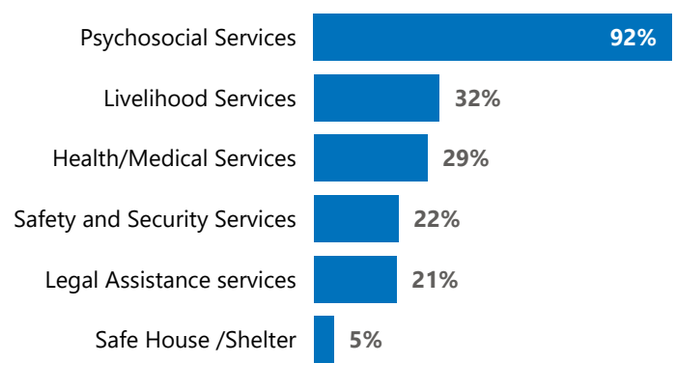

Note: One GBV survivor can gets more than one intervention.

***Data Source**: GBVIMS*

Achievements data: ActivityInfo + GBVIMS| **Author:** UNHCR Representation in Uganda | **Feedback:** ugakaimug@unhcr.org | **For more info:** https://data.unhcr.org/en/country/uga

Sectors contacts: Washington Kote (UNHCR) kote@unhcr.org
Roy Asiku (UNFPA) asiku@unfpa.org

Published: *November 2025*

Gender-Based Violence Dashboard

Uganda Refugee Response Plan (RRP) 2024-2025

Quarters

Quarter 3

Trend analysis

Individuals Reached with GBV Awareness Raising Messages/Sessions Trend Analysis Since 2022

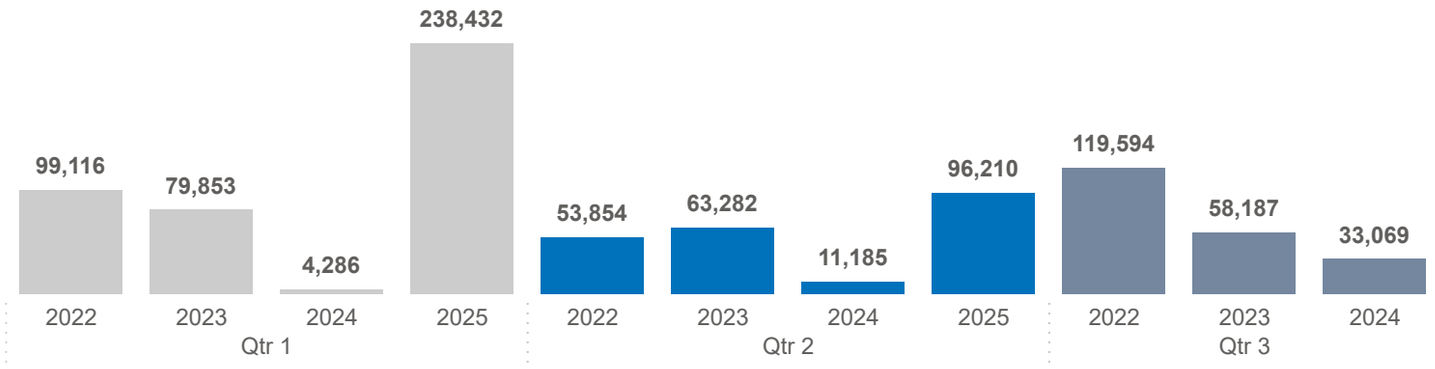

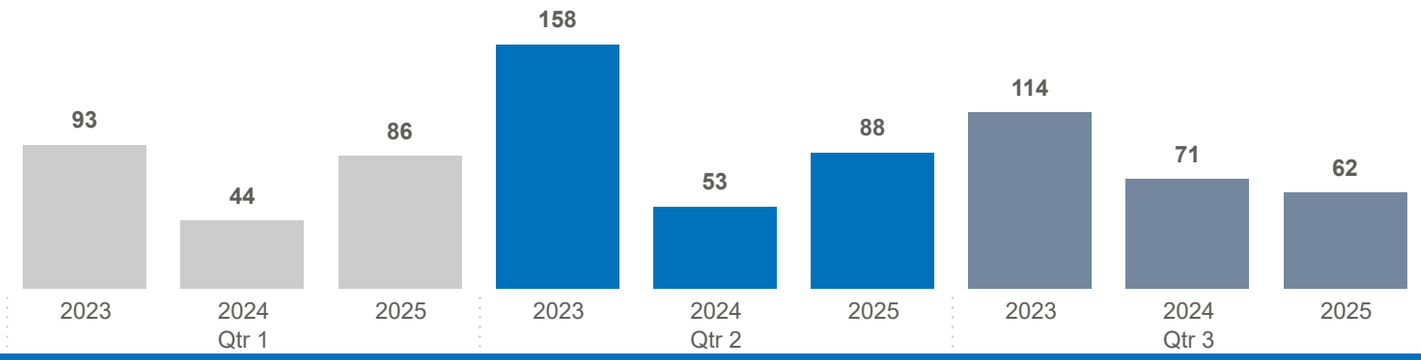

Settlement Analysis | 2025

Reported Gender Based Violence (GBV) Cases By Location

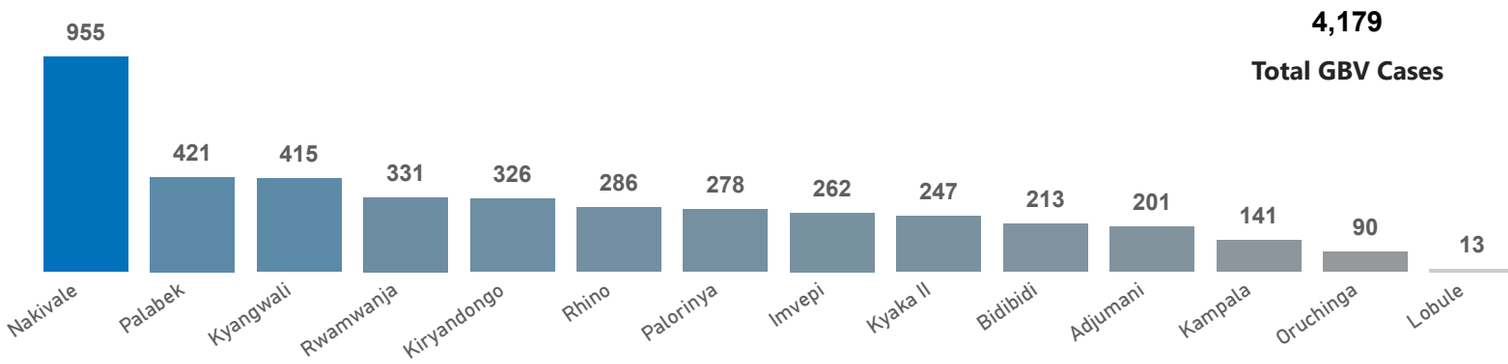

Individual Reached with GBV Awareness Raising Session per District

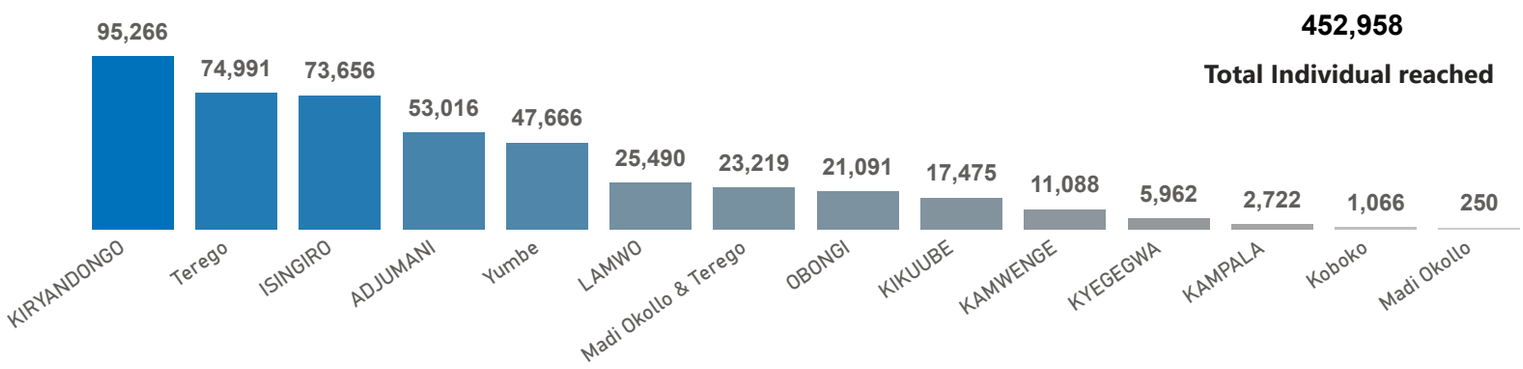

Achievements data: ActivityInfo + GBVIMS| **Author:** UNHCR Representation in Uganda | **Feedback:** ugakaimug@unhcr.org | **For more info:** https://data.unhcr.org/en/country/uga

Sectors contacts: Washington Kote (UNHCR) kote@unhcr.org
Roy Asiku (UNFPA) asiku@unfpa.org

Published: *November 2025*

Operational presence

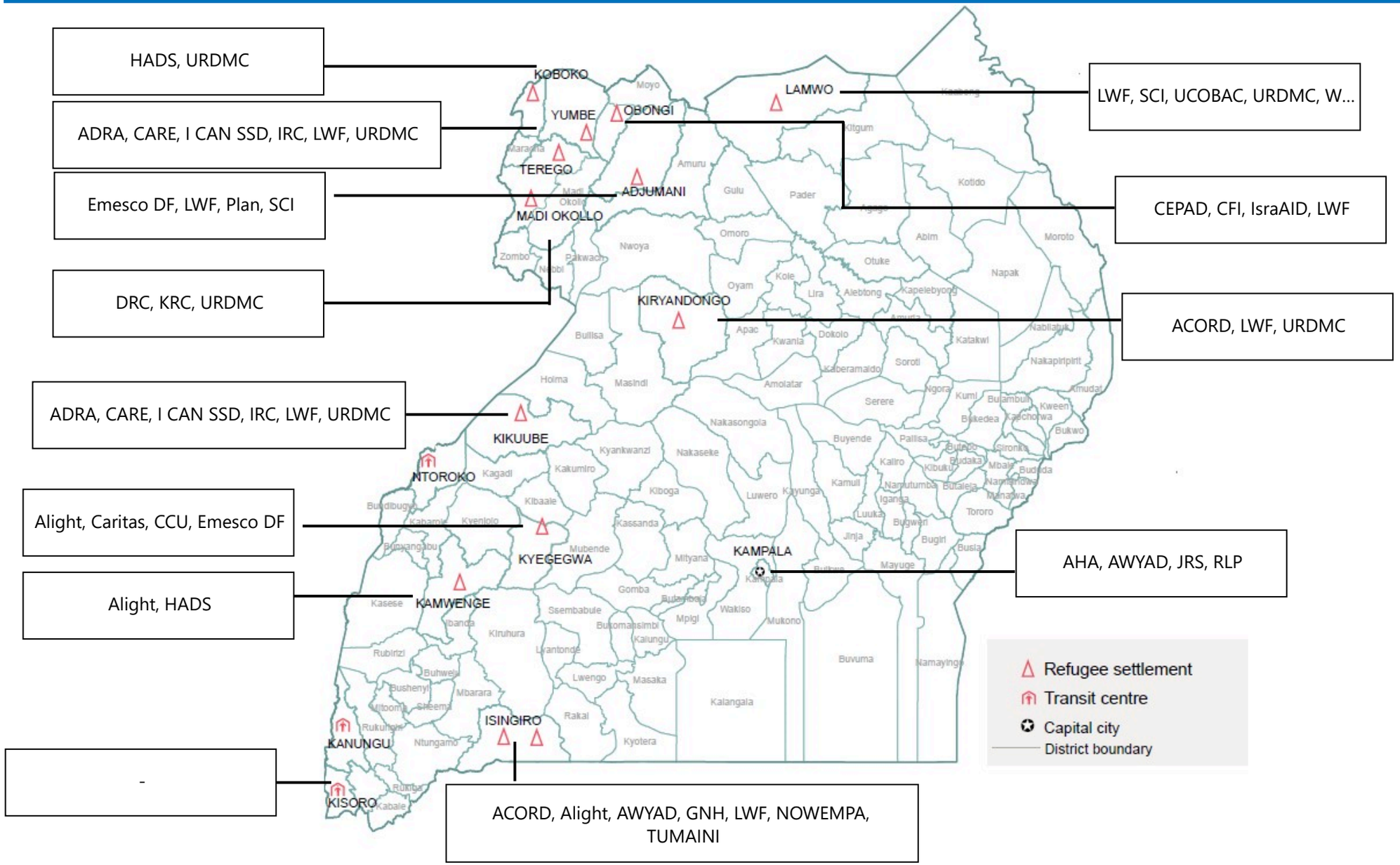

2025 Quarters

Quarter 3

List of Donors
Australia Development Agency
Austria
AWO International
Belgium
CARE
Danish International Development Agency (DANIDA)
European Civil Protection & Humanitarian Aid Operations (ECHO)
Farmamundi
Girl first Fund USA
Global Fund
Italian agency for development corporation (AICS).
JRS USA
Mastercard Foundation
Netherlands
Norway
Norwegian Refugee Council
OXFAM
Private donors
Private Donors Korea
UNFPA
UNHCR
UNICEF
Warchild Alliance
WFP
WV United States