Rohingya refugee population dashboard

Joint Government of Bangladesh - UNHCR | 30 Nov 2025

Rohingya refugee population in Bangladesh

1,173,171 individuals

244,563 families

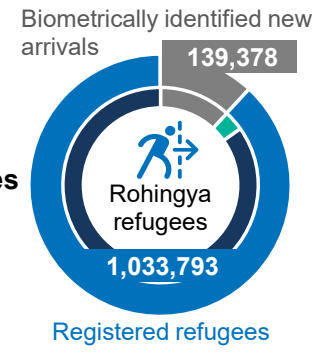

1990s registered refugees

39,156 individuals **8,562** families

In early 1990s, Rohingya flee violence and persecution in Myanmar's Rakhine State. While most return, some remain in Bangladesh with the status of 'registered refugees'.

Post-2017 refugees

994,637 individuals **199,273** families

In August 2017, more than 740,000 refugees flee military clearance operation in Myanmar's Rakhine State, in the largest and swiftest forced movement in the region in decades.

Biometrically identified new arrivals

139,378 individuals **36,728** families

From 2024, targeted violence and persecution in Myanmar's Rakhine State forces thousands of Rohingya to seek safety in Bangladesh. Unlike refugee registration, biometrically identified individuals are not issued with individual refugee identity documents, rather family cards to facilitating lifesaving assistance.

As of 30 Nov 2025, UNHCR Bangladesh has registered/identified 1,173,171 Rohingya refugees (244,563 households) who fled persecution in Myanmar. Significant waves of arrivals occurred in 1990 and 2017. New refugees continue to seek safety in Bangladesh since 2024 due to escalating conflict in Rakhine State. As a result, a wave of new arrivals to the camps was identified in late 2024, and their biometric identification is ongoing.

78% of the refugees are women and children, while 12% are individuals with specific needs including persons with disabilities, single parents, those with serious medical conditions, unaccompanied minors, older persons at risk, and others requiring legal and physical protection. 52% of the population is female and 48% male. The largest age group (43%) comprises adults aged 18–59. The average household has five members: around 35% of families consist of 4–5 people, while 11% live in households of eight or more.

The 33 camps in Cox's Bazar are densely populated: covering 23.6 square kilometre, the population density is of 48,000 per square kilometre, one of the highest in the world.

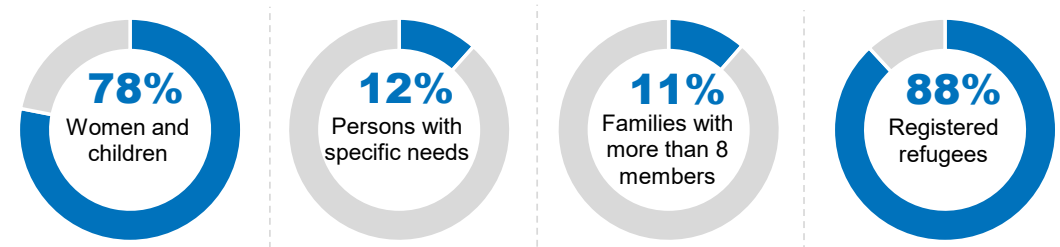

Persons with specific needs (PSN)

*An individual may have more than one specific need, The total unique persons with specific needs is 136,027

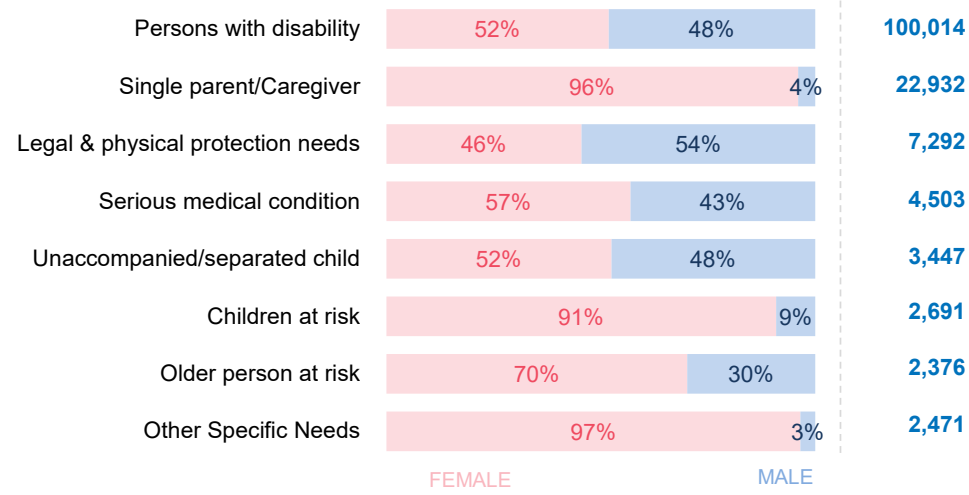

Age and gender

51.5% Female		Age Category	Male	48.5%	TOTAL
1.1%	12,331	Below 1 Year old	12,723	1.1%	25,054
7.1%	83,490	1-4 Years old	86,255	7.4%	169,745
10.9%	128,017	5-11 Years old	131,259	11.2%	259,276
6.7%	78,552	12-17 Years old	81,317	6.9%	159,869
23.8%	279,178	18-59 Years old	228,929	19.5%	508,107
1.9%	22,715	60 Above	28,405	2.4%	51,120

Family size

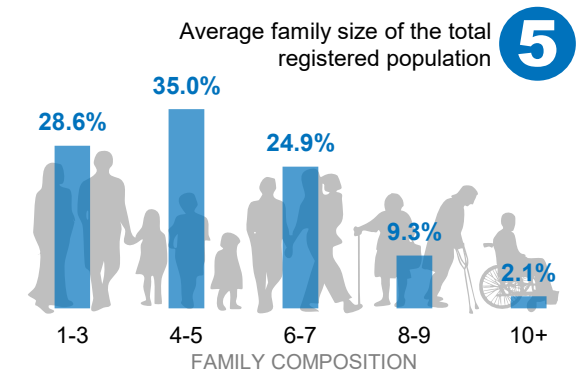

Place of origin

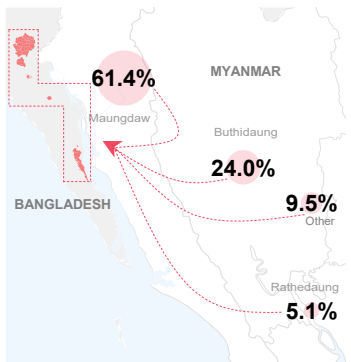

Geographic overview (population by camp)

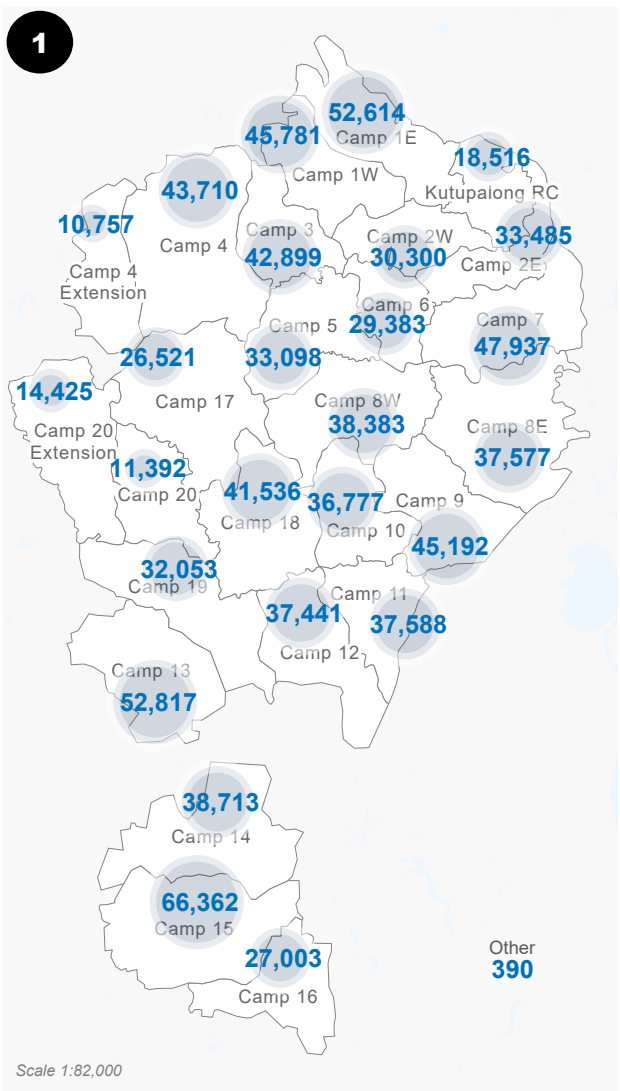

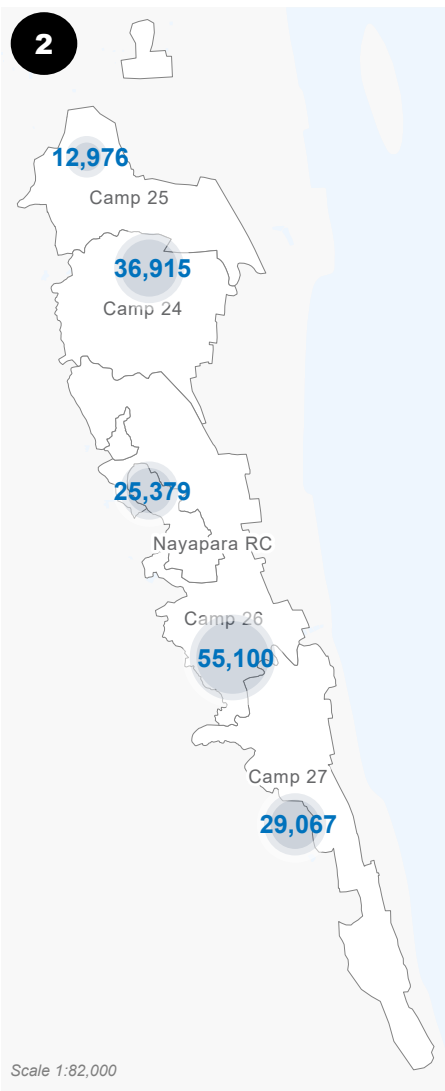

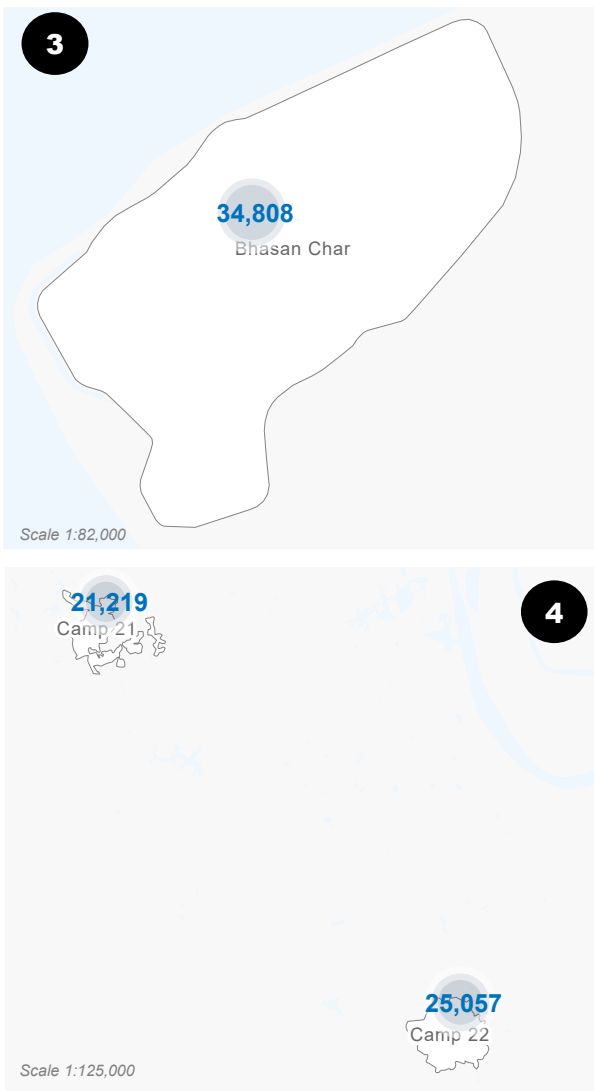

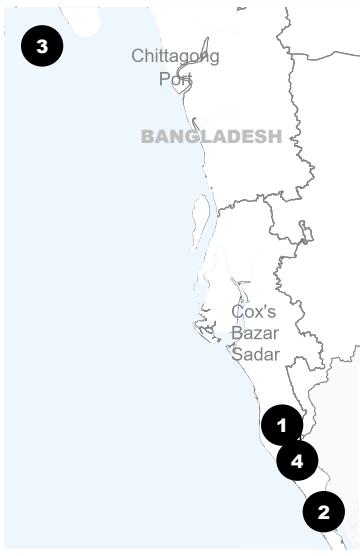

Legend

- # of refugees per camp
- Camp boundary
- Water body

Contacts:

Romain Desclous, Senior External Relations Officer, Dhaka, desclous@unhcr.org

Amber Mezbourian, Associate External Relations Officer, Cox's Bazar, mezbouri@unhcr.org

The boundaries and names shown and the designations used on this map do not imply official endorsement or acceptance by the United Nations

Print date: 10 Dec 2025

Sources: GoB - UNHCR Joint Registration Exercise

Developed by: Data, Identity Management and Analysis Unit (DIMA Bangladesh)

UNHCR in Bangladesh is grateful for the support of Australia, Belgium, Canada, the People's Republic of China, Denmark, the European Union, Finland, France, Germany, Ireland, Italy, Jersey, Kuwait, Luxembourg, the Netherlands, New Zealand, Norway, Republic of Korea, Spain, Sweden, Switzerland, the United Kingdom, and the USA.

With additional support received from UN funds including Education Cannot Wait (ECW), UN AIDS and the Central Emergency Response Fund (CERF), and private donors worldwide including Fast Retailing (UNIQLO), Muslim World League, adidas Foundation, Mohammed bin Rashid Al Maktoum Global Initiatives (MBRGI), and SONY.