UNHCR The UN Refugee Agency | Somalia

REFUGEES AND ASYLUM SEEKERS

30-Nov-25

46,352

Total refugees and asylum seekers in Somalia

45% are refugees

Total refugees **20,834**

Total asylum seekers **25,518**

As of 30 November 2025, Somalia is hosting 46,352 refugees and asylum-seekers, among which 65% are women and children. The majority of refugees and asylum-seekers 65% are from Ethiopia, followed by Yemen 29%,Syria 5% and other countries 2%.

75% refugees and asylum-seekers reside in urban or peri-urban settings across Woqooyi Galbeed and Bari regions, in the northern part of the country.

Current Location by Region

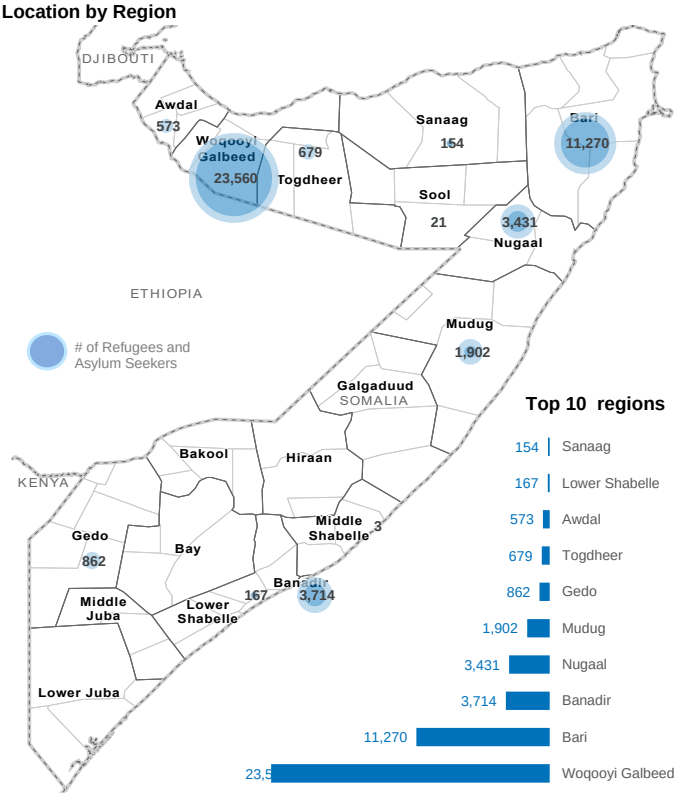

The boundaries and names shown and the designations used on this map do not imply ocial endorsement or acceptance by the Unied Nations

Age and gender

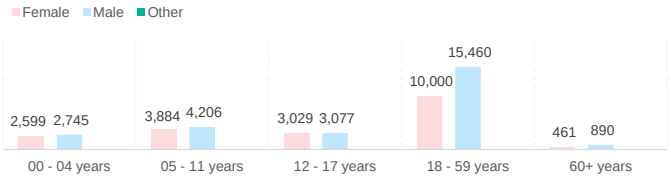

School-age Children

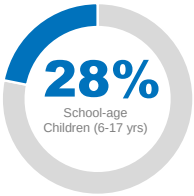

Reproductive Age Women/Girls

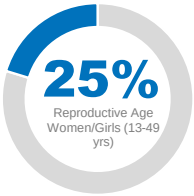

Monthly registration trend ~ 2025

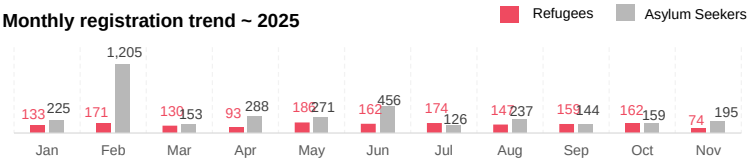

Specific Needs

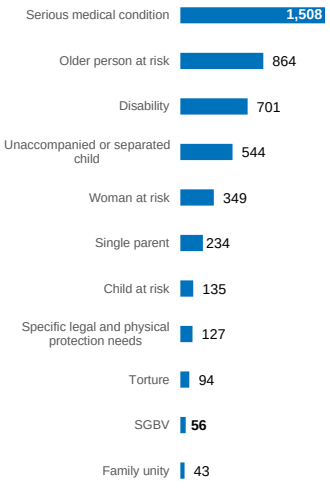

Family Size

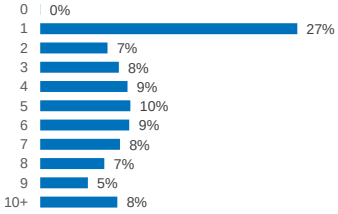

Household Distribution

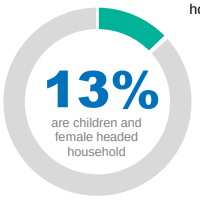

Country of Origin by region

Region	Ethiopia	Yemen	Syria	Tanzania	Other	Total
Awdal	335	211	13	-	14	**573**
Banadir	12	3,094	399	143	66	**3,714**
Bari	9,206	1,922	123	-	19	**11,270**
Bay	-	1	-	-	-	**1**
Galgaduud	-	1	-	-	-	**1**
Gedo	861	1	-	-	-	**862**
Hiraan	-	1	-	-	-	**1**
Lower Juba	-	2	-	-	-	**2**
Lower Shabelle	9	146	7	-	5	**167**
Middle Juba	11	-	-	-	-	**11**
Middle Shabelle	-	3	-	-	-	**3**
Mudug	1,774	83	43	-	2	**1,902**
Nugaal	3,147	260	22	-	2	**3,431**
Sanaag	127	20	4	-	3	**154**
Sool	8	13	-	-	-	**21**
Togdheer	409	202	65	-	3	**679**
Woqooyi Galbeed	14,233	7,416	1,413	-	498	**23,560**
Grand Total	**30,132**	**13,376**	**2,089**	**143**	**612**	**46,352**

Yearly registration trend

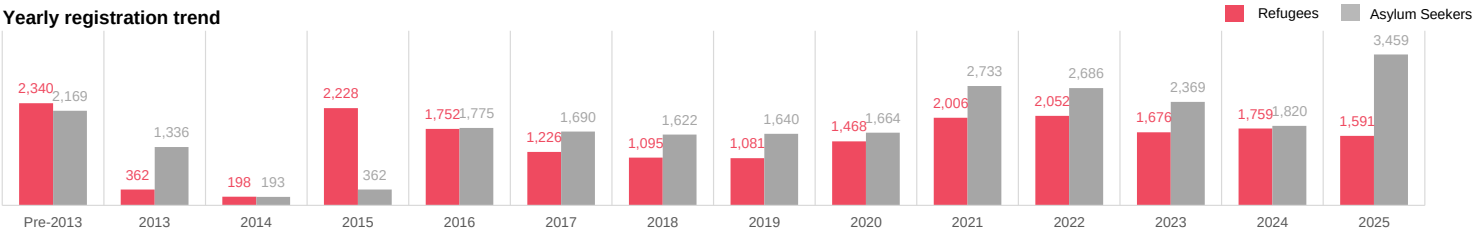

UNHCR is grateful for the generous contributions of donors who have directly contributed to the UNHCR Somalia operation in 2023