UGANDA- POPULATION DASHBOARD

ANNEX III - SETTLEMENT PROFILES 31-Dec-2025

Adjumani

Total Population	Total Refugees
233,332	233,324
Total Households	Total Asylum-Seekers
29,901	8

Women and Children 191,189 — 82 %

Female 124,532 — 53 %

Elderly (60+) 7,503 — 3 %

Youth (15-24) 66,166 — 28 %

New Registration by Month

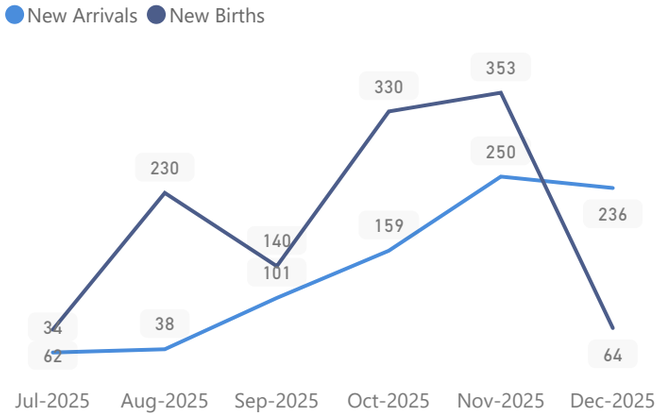

Main Hosting Locations

Zone	HHs	Individuals
Nyumanzi	4,980	48,565
Pagrinya	6,108	39,223
Ayilo I	2,962	28,906
Maaji II	2,607	19,052
Ayilo II	2,022	15,877
Maaji III	2,298	15,147
Boroli I	1,318	9,776
Mirieyi	1,043	9,453
Alere	858	7,929
Agojo	1,506	7,593
Baratuku	802	6,588
Mungula I	673	5,887
Olua I	613	5,383
Boroli II	674	4,683
Olua II	430	3,894
Mungula II	297	1,789
Oliji	238	1,606
Elema	184	983
Maaji I	83	575

Main Countries of Origin	Total
South Sudan	232,695
Sudan	579

Main Occupations

17% Have occupation

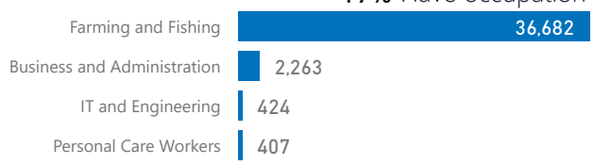

* Age is between 18 - 59 years for Occupation

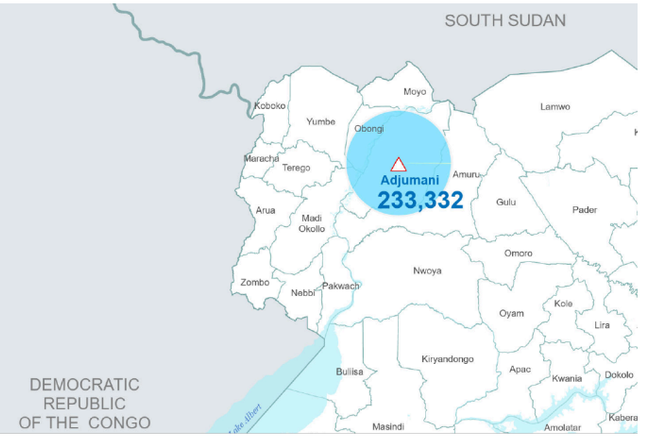

Age & Gender Breakdown

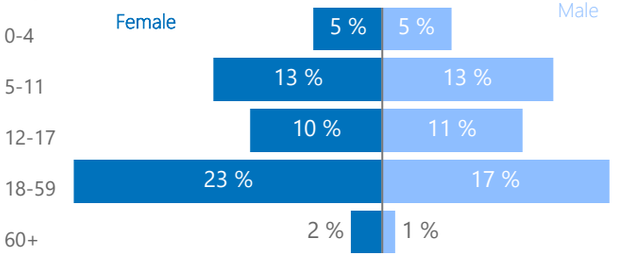

Main Specific Needs

22,186 — 14,809

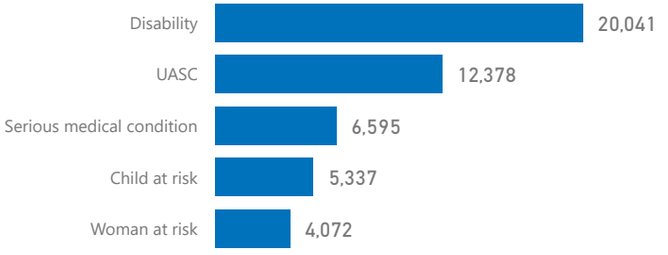

UGANDA- POPULATION DASHBOARD

ANNEX III - SETTLEMENT PROFILES 31-Dec-2025

Bidibidi

Total Population	Total Refugees
209,363	209,361
Total Households	Total Asylum-Seekers
36,857	2

Women and Children 170,360 — 81 %

Female 109,693 — 52 %

Elderly (60+) 5,867 — 3 %

Youth (15-24) 59,538 — 28 %

Main Hosting Locations

Zone	HHs	Individuals
Zone 3	9,336	49,668
Zone 2	7,590	46,970
Zone 5	8,034	42,776
Zone 1	6,521	40,534
Zone 4	5,375	29,404

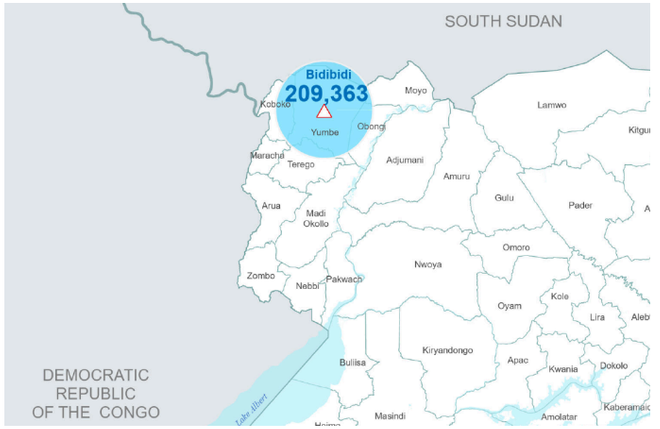

Main Countries of Origin

Main Countries of Origin	Total
South Sudan	209,205
Sudan	108
DR Congo	44
Ethiopia	3

Age & Gender Breakdown

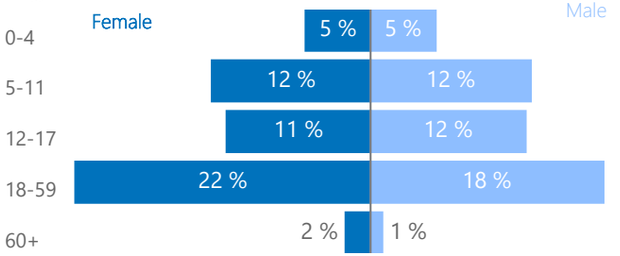

New Registration by Month

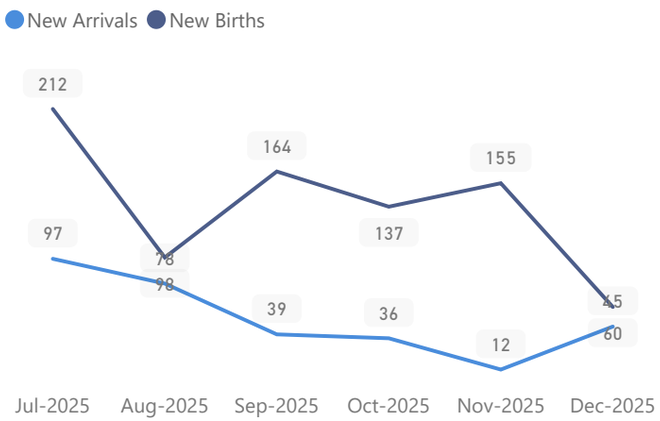

Main Occupations

14% Have occupation

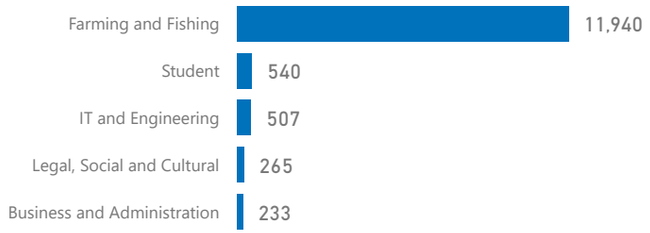

* Age is between 18 - 59 years for Occupation

Main Specific Needs

9,847 5,409

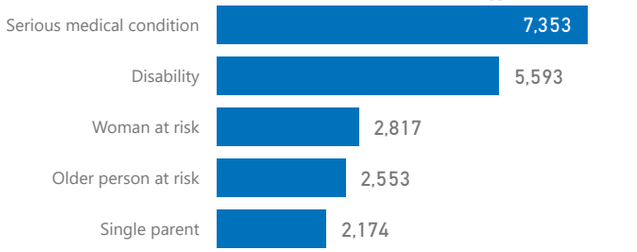

UGANDA- POPULATION DASHBOARD

ANNEX III - SETTLEMENT PROFILES 31-Dec-2025

Imvepi

Total Population	Total Refugees
76,547	76,510
Total Households	Total Asylum-Seekers
17,664	37

Women and Children 62,373 — 81 %

Female 40,638 — 53 %

Elderly (60+) 2,308 — 3 %

Youth (15-24) 19,076 — 25 %

Main Hosting Locations

Zone	HHs	Individuals
Zone 1	8,114	33,914
Zone 2	5,157	26,032
Zone 3	3,497	14,049
Zone 4	824	2,392
Zone 8	71	159

Main Countries of Origin	Total
South Sudan	72,112
DR Congo	3,869
Sudan	563
Ethiopia	1
Rwanda	1
United Republic of Tanzania	1

Age & Gender Breakdown

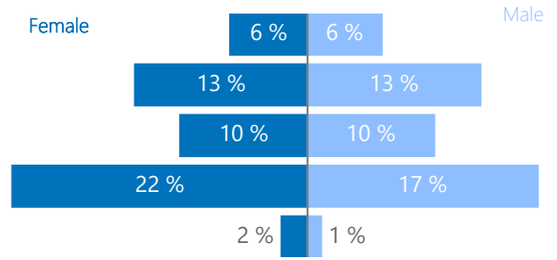

New Registration by Month

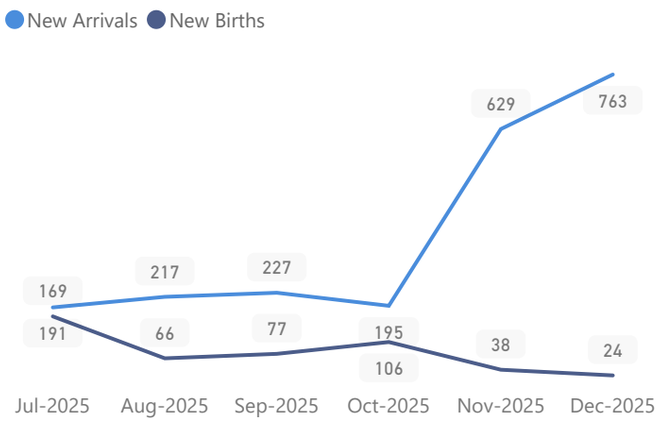

Main Occupations

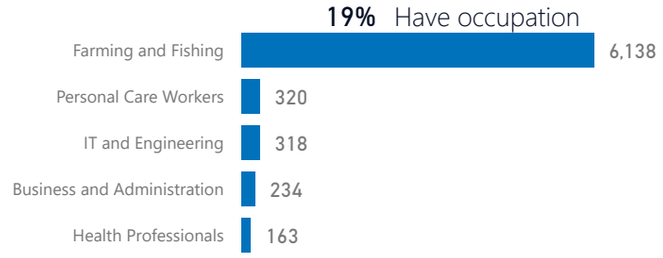

* Age is between 18 - 59 years for Occupation

Main Specific Needs

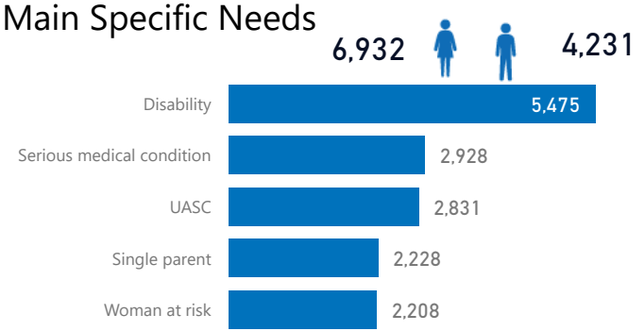

UGANDA- POPULATION DASHBOARD

ANNEX III - SETTLEMENT PROFILES 31-Dec-2025

Kampala

Total Population	Total Refugees
157,276	130,127
Total Households	Total Asylum-Seekers
94,956	27,149

Women and Children 92,706

59 %

Elderly (60+) 2,616

2 %

Female 70,948

45 %

Youth (15-24) 32,690

21 %

Main Hosting Locations

Zone	HHs	Individuals
Makindye Division	46,662	77,285
Kampala Central	27,916	38,698
Rubaga Division	15,855	30,431
Kawempe Division	2,757	5,400
Nakawa	1,117	3,103

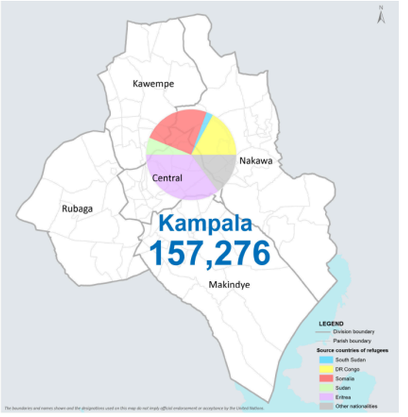

Main Countries of Origin

	Total
Eritrea	55,361
Somalia	38,381
DR Congo	26,795
Ethiopia	14,478

Age & Gender Breakdown

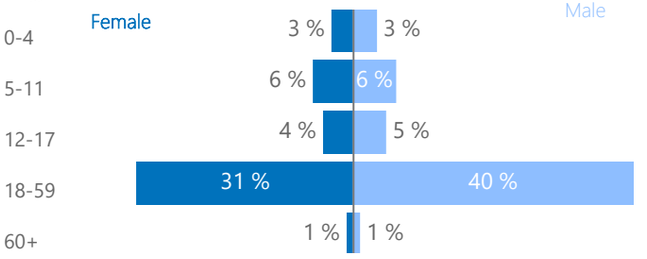

New Registration by Month

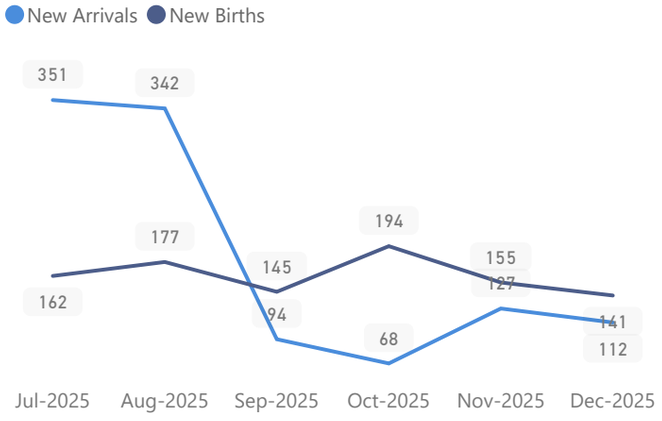

Main Occupations

4% Have occupation

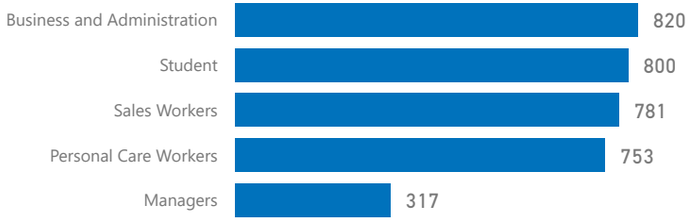

* Age is between 18 - 59 years for Occupation

Main Specific Needs

1,132 933

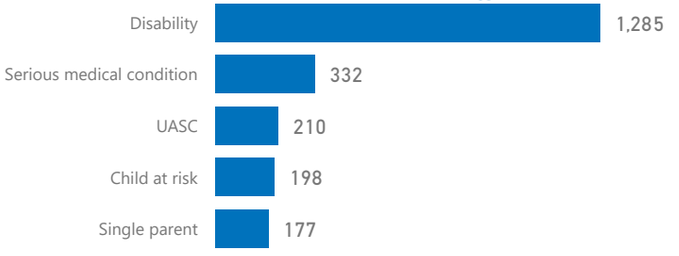

UGANDA- POPULATION DASHBOARD

ANNEX III - SETTLEMENT PROFILES 31-Dec-2025

Kiryandongo

Total Population	Total Refugees
165,902	165,839
Total Households	Total Asylum-Seekers
47,536	63

Women and Children 123,644 — 75 %

Female 84,096 — 51 %

Elderly (60+) 5,671 — 3 %

Youth (15-24) 47,134 — 28 %

Main Hosting Locations

Zone	HHs	Individuals
Ranch 1	34,612	105,936
Ranch 37	12,906	59,821

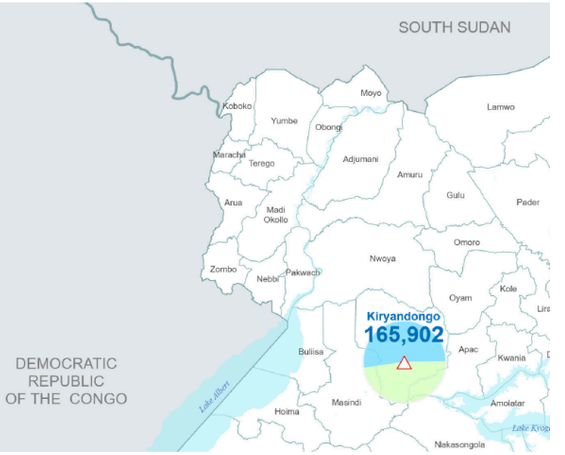

Main Countries of Origin

Main Countries of Origin	Total
South Sudan	86,393
Sudan	78,834
DR Congo	388
Kenya	195

Age & Gender Breakdown

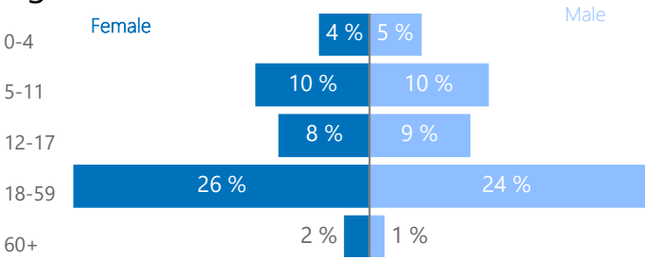

New Registration by Month

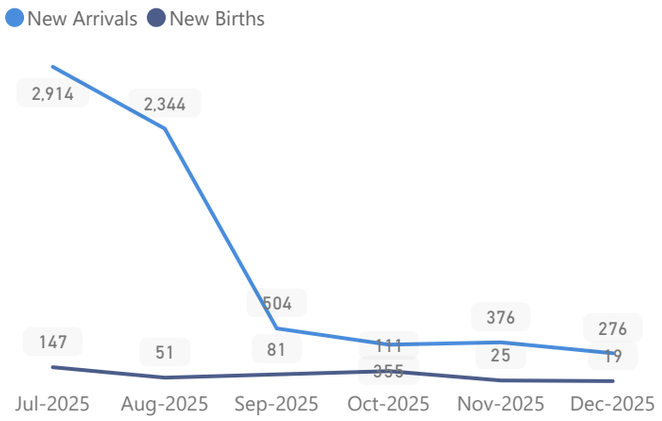

Main Occupations

8% Have occupation

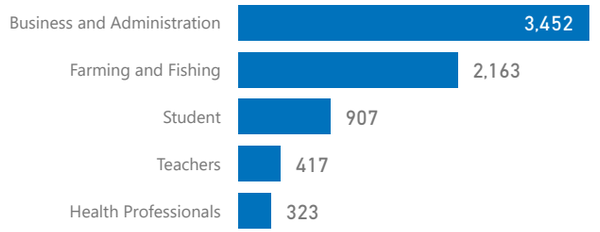

* Age is between 18 - 59 years for Occupation

Main Specific Needs

11,297 7,152

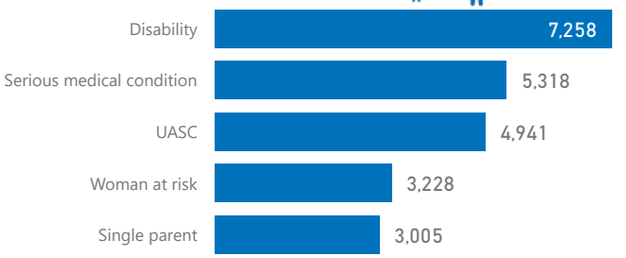

Source: Statistics - OPM (proGres)

Feedback: ugakareg@unhcr.org

Creation date: 05-Jan-2026

UGANDA- POPULATION DASHBOARD

ANNEX III - SETTLEMENT PROFILES 31-Dec-2025

Kyaka II

Total Population	Total Refugees
137,551	133,982
Total Households	Total Asylum-Seekers
35,775	3,569

Women and Children 107,690 — 78 %

Female 70,024 — 51 %

Elderly (60+) 4,044 — 3 %

Youth (15-24) 29,385 — 21 %

Main Hosting Locations

Zone	HHs	Individuals
Bwiriza	6,556	23,946
Sweswe	6,486	23,729
Byabakora	5,670	22,844
Mukondo	4,807	19,365
Itambabiniga	4,675	17,646

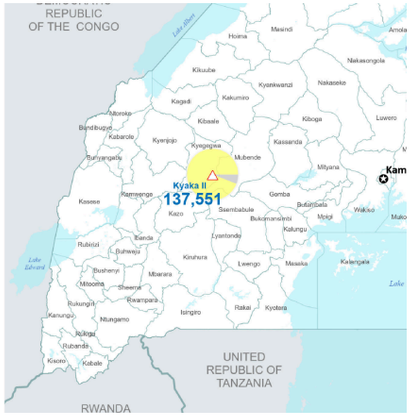

Main Countries of Origin

	Total
DR Congo	129,411
Rwanda	4,384
Burundi	3,633
South Sudan	54

Age & Gender Breakdown

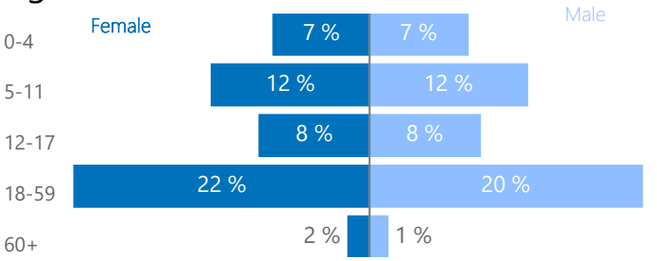

New Registration by Month

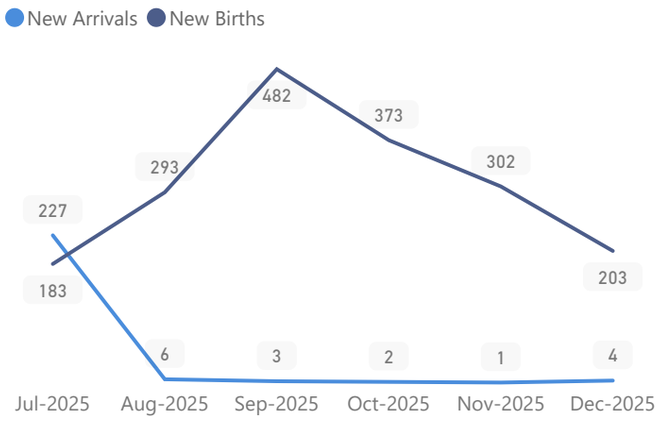

Main Occupations

18% Have occupation

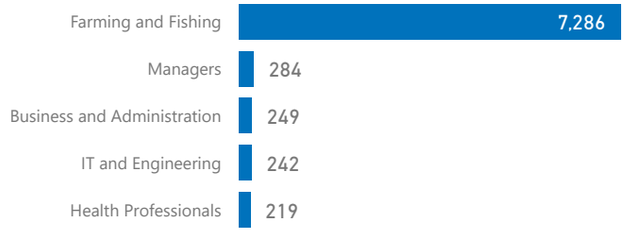

* Age is between 18 - 59 years for Occupation

Main Specific Needs

23,038 15,520

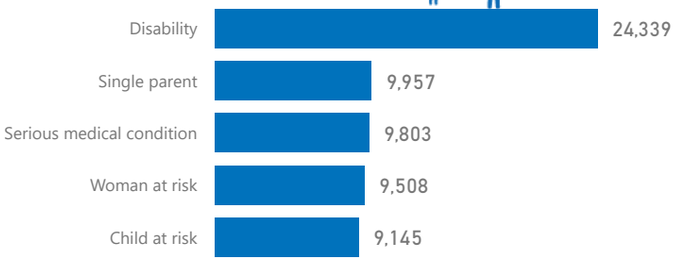

Source: Statistics - OPM (proGres)

Feedback: ugakareg@unhcr.org

Creation date: 05-Jan-2026

UGANDA- POPULATION DASHBOARD

ANNEX III - SETTLEMENT PROFILES 31-Dec-2025

Lobule

Total Population	Total Refugees
6,457	6,457
Total Households	Total Asylum-Seekers
975	0

Women and Children 5,231 — 81 %

Female 3,388 — 52 %

Elderly (60+) 217 — 3 %

Youth (15-24) 1,994 — 31 %

Main Hosting Locations

Zone	HHs	Individuals
Zone B	503	3,406
Zone A	472	3,051

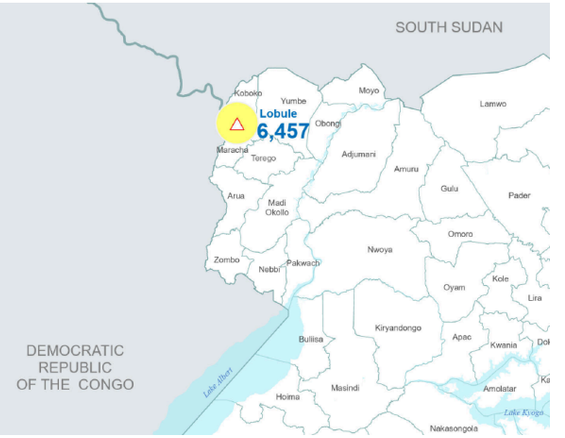

Main Countries of Origin

Main Countries of Origin	Total
DR Congo	6,440
South Sudan	17

Age & Gender Breakdown

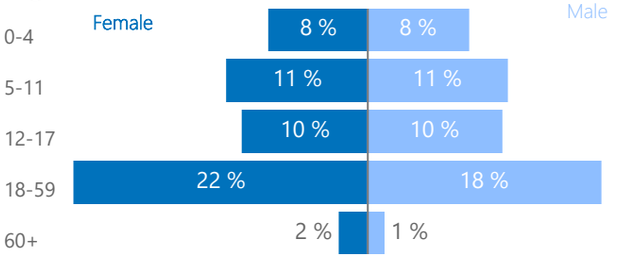

New Registration by Month

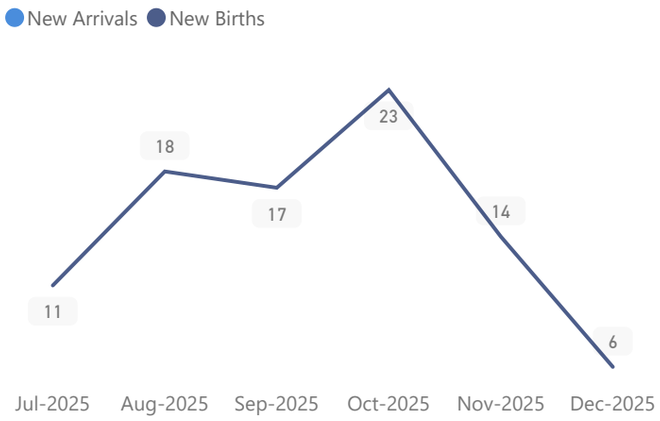

Main Occupations

30% Have occupation

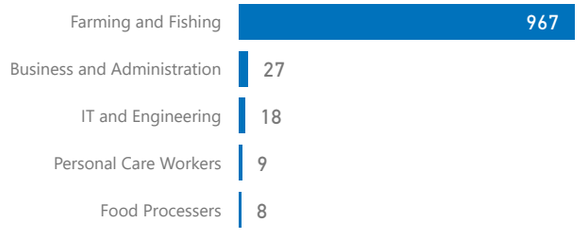

* Age is between 18 - 59 years for Occupation

Main Specific Needs

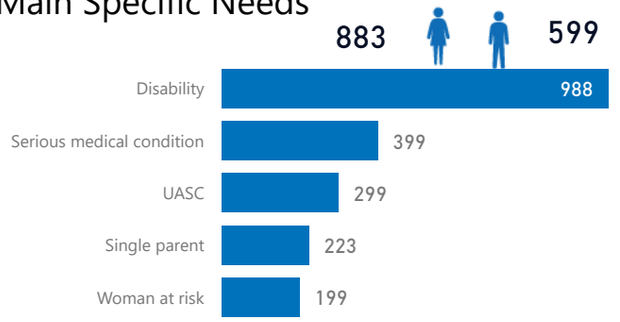

UGANDA- POPULATION DASHBOARD

ANNEX III - SETTLEMENT PROFILES 31-Dec-2025

Kyangwali

Total Population	Total Refugees
155,134	154,745
Total Households	Total Asylum-Seekers
46,402	389

Women and Children 124,543 — 80 %

Female 82,261 — 53 %

Elderly (60+) 5,602 — 4 %

Youth (15-24) 30,959 — 20 %

Main Hosting Locations

Zone	HHs	Individuals
Kyebitaka	2,880	11,876
Bukinda	5,432	11,851
Mombasa	2,023	7,898
Mukunyu A	2,785	7,792
Kagoma	2,258	7,763
Kentomi	2,408	7,491
Karuhinda	2,236	7,415
Waibuga	2,184	7,408
Malumba	1,928	6,541
Nyabitete	1,786	6,309

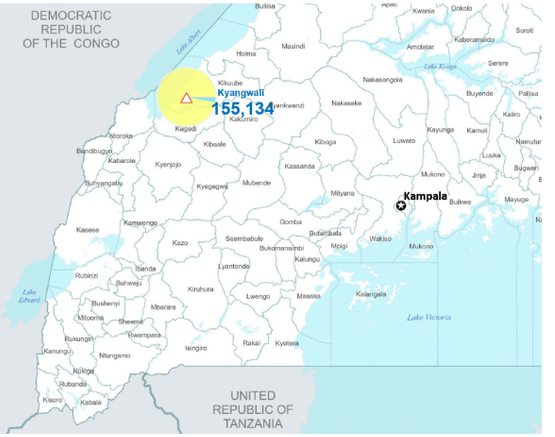

Main Countries of Origin

	Total
DR Congo	150,622
South Sudan	3,728
Rwanda	630
Burundi	132

Age & Gender Breakdown

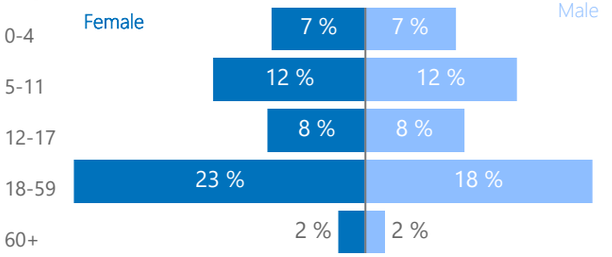

New Registration by Month

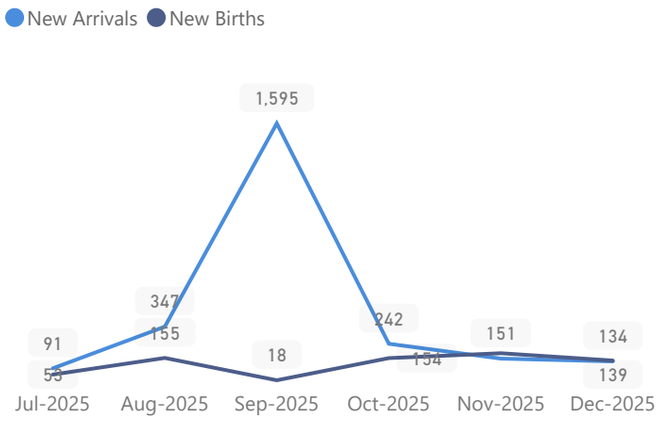

Main Occupations

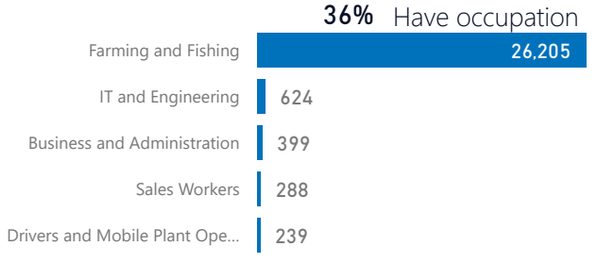

* Age is between 18 - 59 years for Occupation

Main Specific Needs

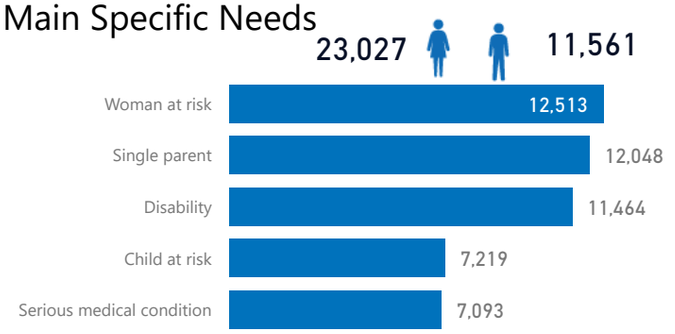

UGANDA- POPULATION DASHBOARD

ANNEX III - SETTLEMENT PROFILES 31-Dec-2025

Nakivale

Total Population	Total Refugees
276,225	273,028
Total Households	Total Asylum-Seekers
104,186	3,197

Women and Children 203,823 — 74 %

Female 138,573 — 50 %

Elderly (60+) 7,837 — 3 %

Youth (15-24) 65,933 — 24 %

Main Hosting Locations

Zone	HHs	Individuals
Rubondo	38,771	106,030
Juru	47,526	99,760
Base Camp	17,234	69,044

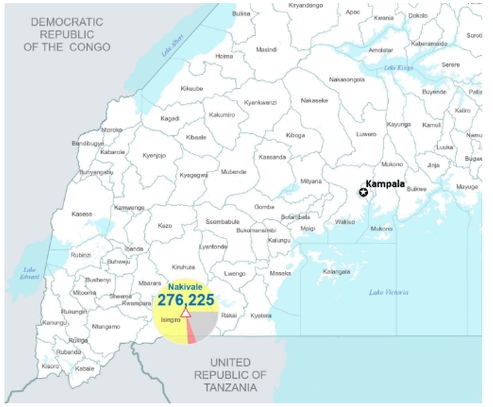

Main Countries of Origin

	Total
DR Congo	210,306
Burundi	35,985
Rwanda	15,722
Somalia	11,534

Age & Gender Breakdown

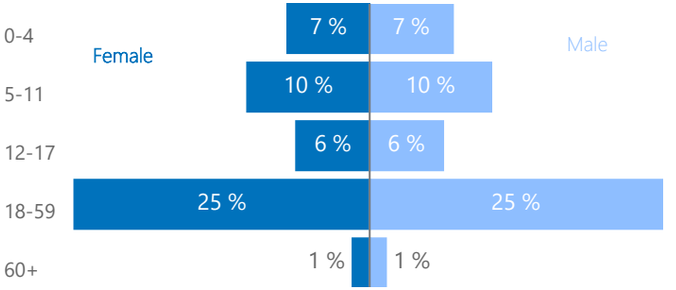

New Registration by Month

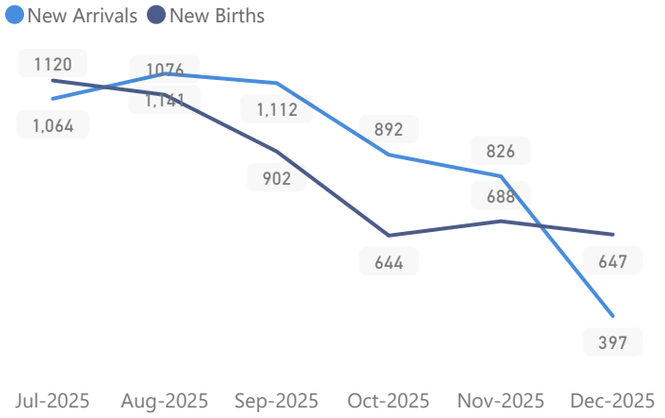

Main Occupations

14% Have occupation

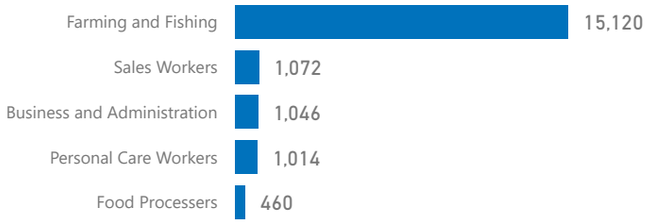

* Age is between 18 - 59 years for Occupation

Main Specific Needs

24,371 16,387

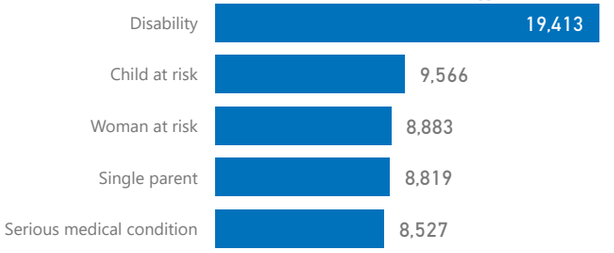

Source: Statistics - OPM (proGres)

Feedback: ugakareg@unhcr.org

Creation date: 05-Jan-2026

UGANDA- POPULATION DASHBOARD

ANNEX III - SETTLEMENT PROFILES 31-Dec-2025

Oruchinga

Total Population	Total Refugees
8,197	8,197
Total Households	Total Asylum-Seekers
1,732	0

Women and Children 6,349 — 77 %

Female 4,207 — 51 %

Elderly (60+) 308 — 4 %

Youth (15-24) 1,880 — 23 %

Main Hosting Locations

Zone	HHs	Individuals
Kifunjo	540	2,384
Michinga	432	2,115
Busheka	431	2,046

Main Countries of Origin

	Total
DR Congo	4,240
Rwanda	2,170
Burundi	1,723
South Sudan	63

Age & Gender Breakdown

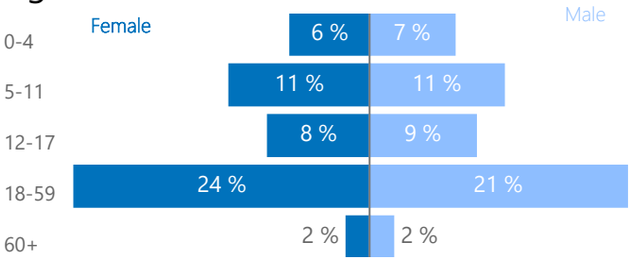

New Registration by Month

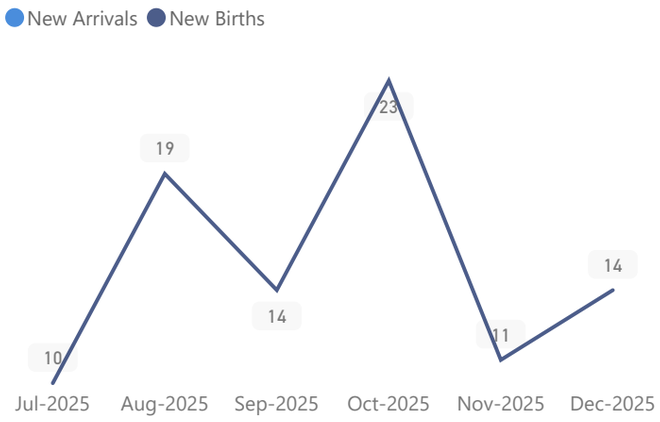

Main Occupations

31% Have occupation

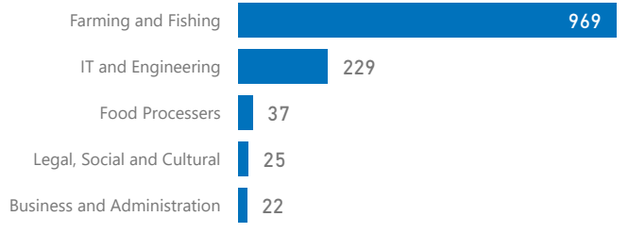

* Age is between 18 - 59 years for Occupation

Main Specific Needs

1,402 1,010

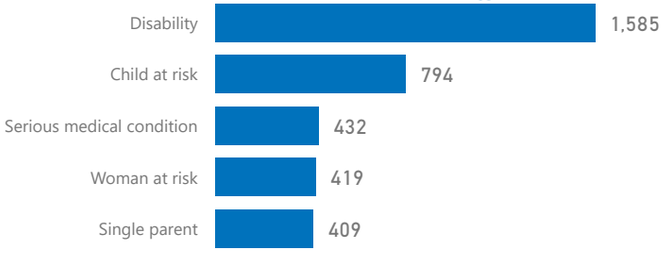

UGANDA- POPULATION DASHBOARD

ANNEX III - SETTLEMENT PROFILES 31-Dec-2025

Palabek

Total Population	Total Refugees
95,671	95,671
Total Households	Total Asylum-Seekers
20,533	0

Women and Children 77,725

81 %

Female 48,204

50 %

Elderly (60+) 1,753

2 %

Youth (15-24) 27,701

29 %

Main Hosting Locations

Zone	HHs	Individuals
Zone 6	3,787	18,579
Zone 8	3,986	15,559
Zone 5B	2,869	13,414
Zone 7	2,236	11,515
Zone 4	1,956	8,891
Zone 5A	1,427	8,150
Zone 3	1,174	6,186
Zone 9	966	4,686
Zone 1	1,047	4,459
Zone 2	1,081	4,220

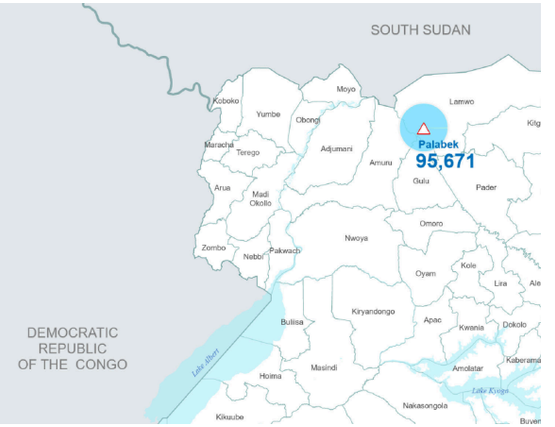

Main Countries of Origin

	Total
South Sudan	95,375
Sudan	245
DR Congo	51

Age & Gender Breakdown

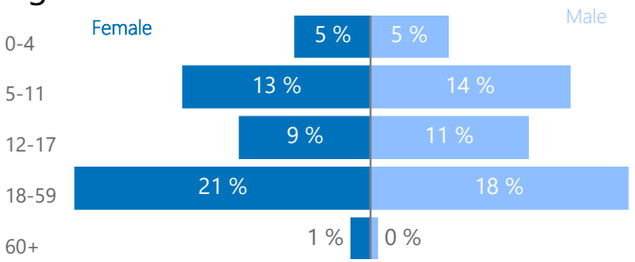

New Registration by Month

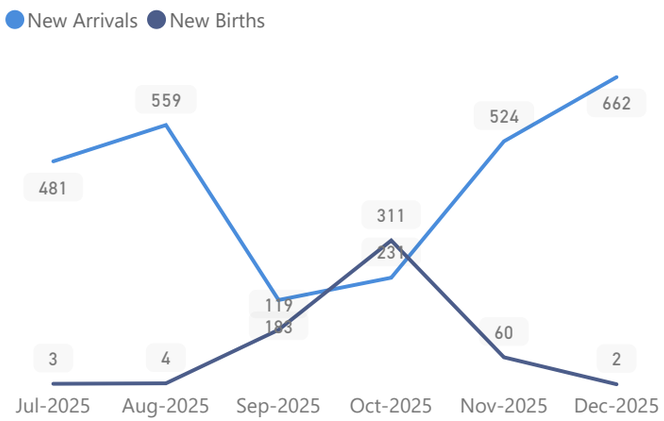

Main Occupations

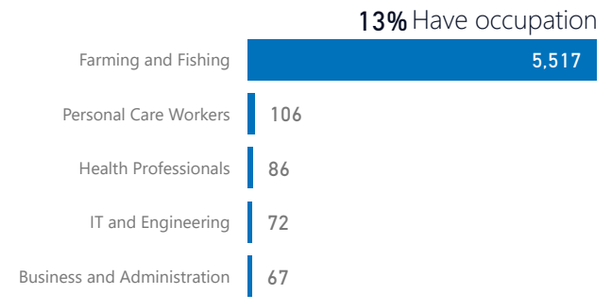

* Age is between 18 - 59 years for Occupation

Main Specific Needs

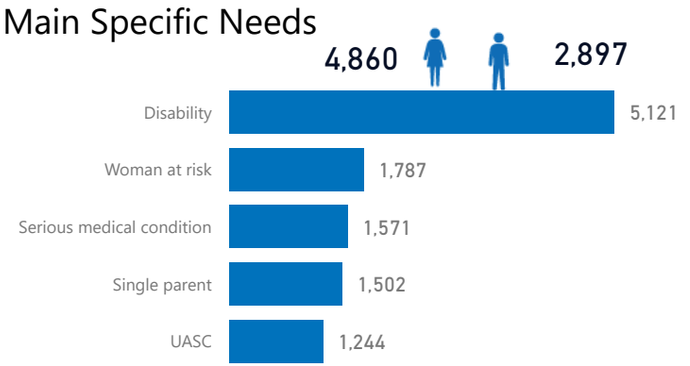

UGANDA- POPULATION DASHBOARD

ANNEX III - SETTLEMENT PROFILES 31-Dec-2025

Palorinya

Total Population	Total Refugees
142,527	142,525
Total Households	Total Asylum-Seekers
28,706	2

Women and Children 112,201 — 79 %

Female 74,871 — 53 %

Elderly (60+) 5,798 — 4 %

Youth (15-24) 38,438 — 27 %

Main Hosting Locations

Zone	HHs	Individuals
Morobi	9,553	47,921
Dongo West	5,203	25,602
Chinyi	4,356	20,054
Basecamp Ibakwe	2,757	15,577
Dongo East	3,145	15,539
Belemaling	2,115	10,654
Budri	1,575	7,170

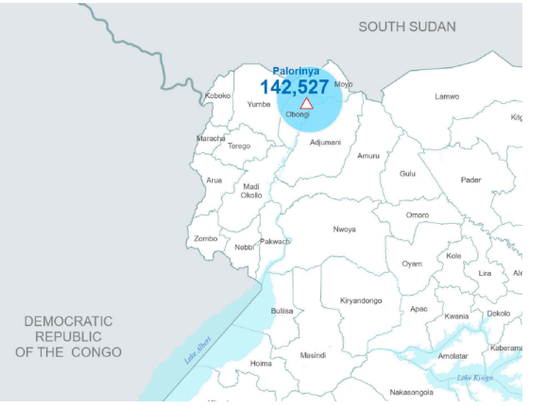

Main Countries of Origin

	Total
South Sudan	142,430
DR Congo	54
Sudan	42
Congo, Republic of the	1

Age & Gender Breakdown

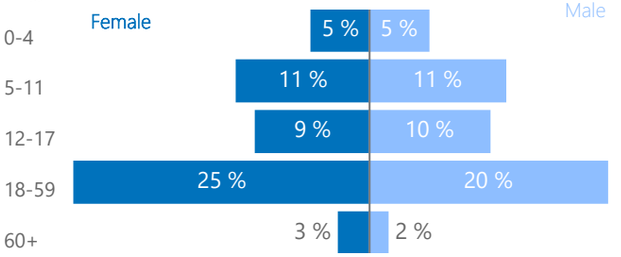

New Registration by Month

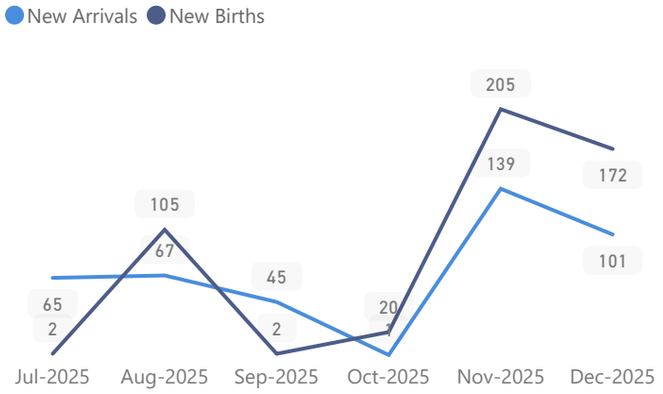

Main Occupations

12% Have occupation

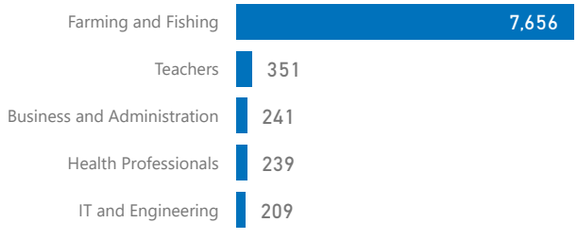

* Age is between 18 - 59 years for Occupation

Main Specific Needs

12,800 — 7,245

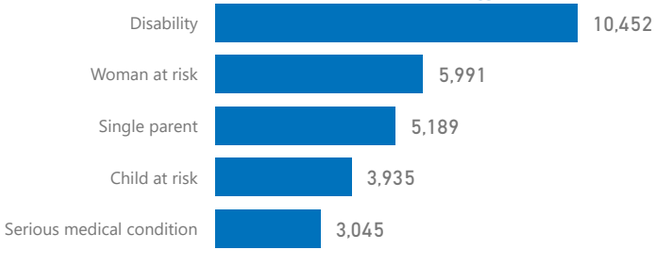

UGANDA- POPULATION DASHBOARD

ANNEX III - SETTLEMENT PROFILES 31-Dec-2025

Rhino

Total Population	Total Refugees
201,188	201,117
Total Households	Total Asylum-Seekers
40,537	71

Women and Children 162,375 — 81 %

Female 102,139 — 51 %

Elderly (60+) 3,963 — 2 %

Youth (15-24) 56,620 — 28 %

Main Hosting Locations

Zone	HHs	Individuals
Zone 7	10,343	52,396
Zone 2	8,246	33,498
Zone 3	6,975	32,280
Zone 6	4,995	27,533
Zone 1	2,381	16,174
Zone 5	1,883	14,904
Zone 4	2,469	14,712
Zone 8	3,242	9,664

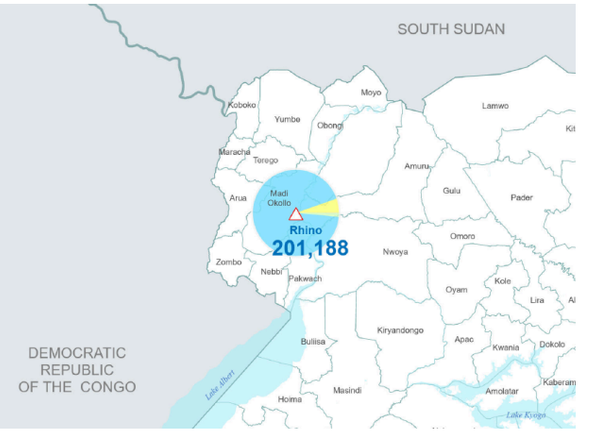

Main Countries of Origin

	Total
South Sudan	187,386
DR Congo	10,776
Sudan	2,909
Rwanda	45

Age & Gender Breakdown

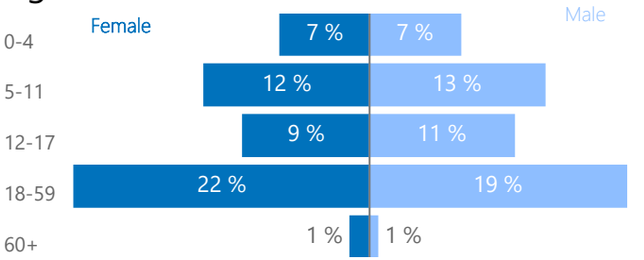

New Registration by Month

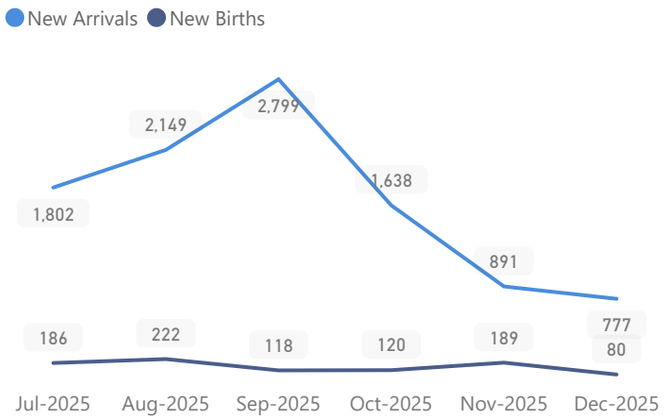

Main Occupations

7% Have occupation

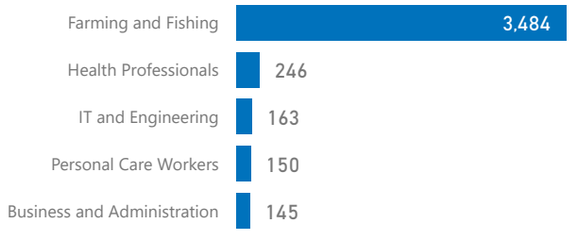

* Age is between 18 - 59 years for Occupation

Main Specific Needs

18,535 13,156

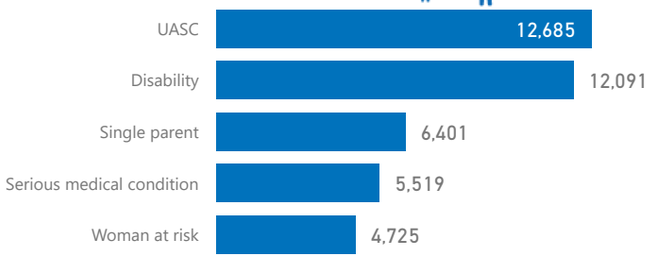

UGANDA- POPULATION DASHBOARD

ANNEX III - SETTLEMENT PROFILES 31-Dec-2025

Rwamwanja

Total Population	Total Refugees
106,613	105,840
Total Households	Total Asylum-Seekers
25,604	773

Women and Children 85,685

80 %

Female 54,590

51 %

Elderly (60+) 3,018

3 %

Youth (15-24) 22,178

21 %

Main Hosting Locations

Zone	HHs	Individuals
Kyempango	11,005	40,266
Kaihora	3,282	14,134
Ntenungi	2,859	11,395
Mahani	2,385	11,335
Nkoma	1,798	9,142
Base Camp	1,941	8,823
Mahiga	959	4,619
Kikuura	570	2,796
Waijagahe	431	2,244
Buguta	352	1,798

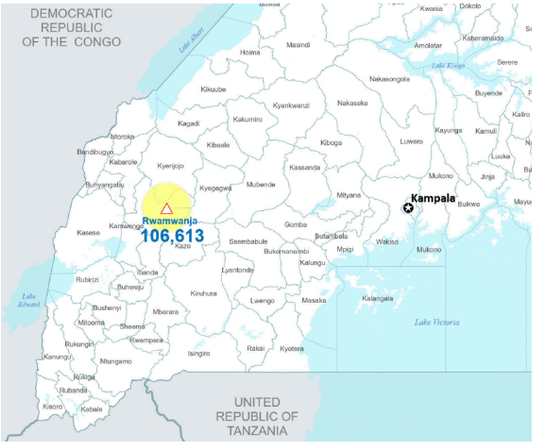

Main Countries of Origin

	Total
DR Congo	106,031
Rwanda	336
South Sudan	168
Burundi	66

Age & Gender Breakdown

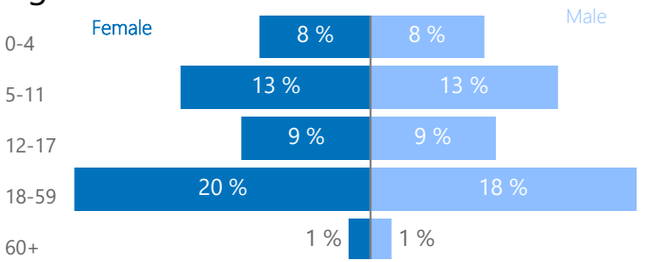

New Registration by Month

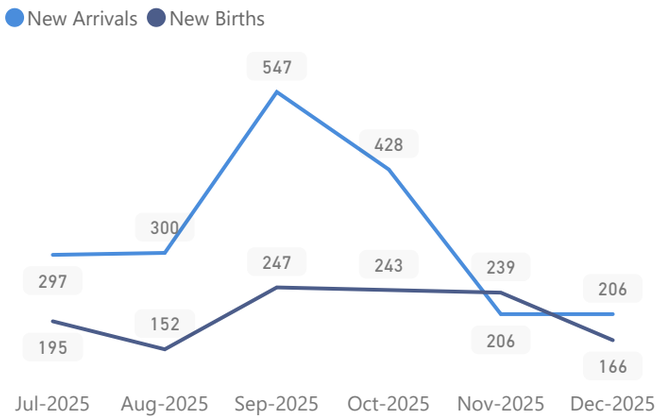

Main Occupations

42% Have occupation

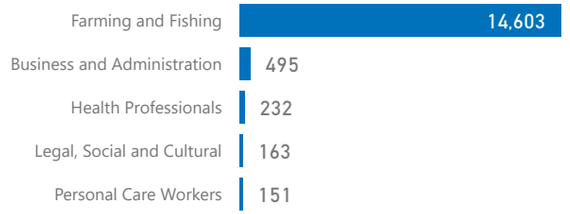

* Age is between 18 - 59 years for Occupation

Main Specific Needs
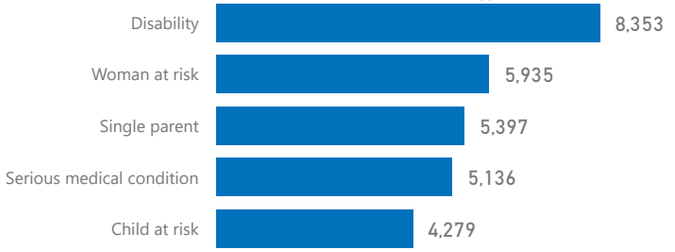
12,580 7,685