UNHCR
The UN Refugee Agency

EGYPT

Registered Population (Refugees and Asylum Seekers)

as of 31 December 2025

1,098,311 Registered population

440,257 Registered households

74.5% Women and children

19.29% Persons with specific needs

Age & gender of registered population

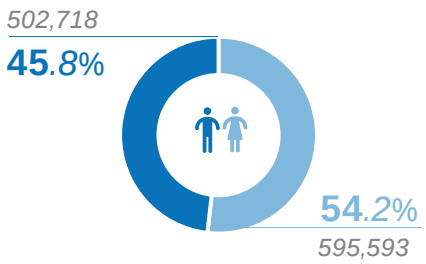

Male	%	Age	%	Female
35,182	3%	60+	4%	39,285
245,079	22%	18 - 59	31%	339,834
79,948	7%	12 - 17	7%	78,911
89,910	8%	5 - 11	8%	86,527
52,599	5%	0 - 4	5%	51,036

Male ■ ■ Female

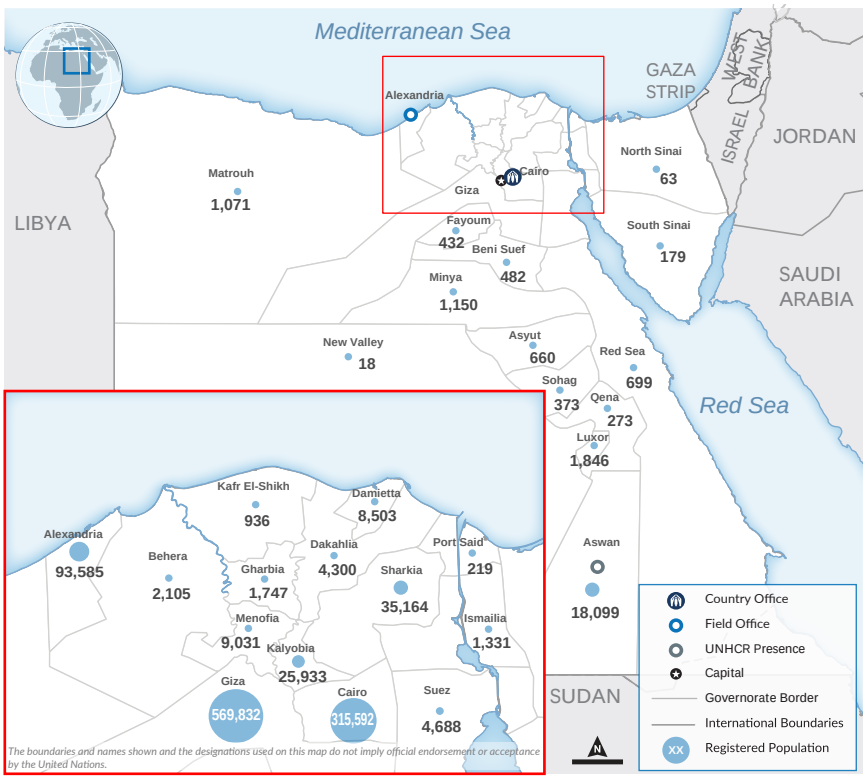

Persons with specific needs*

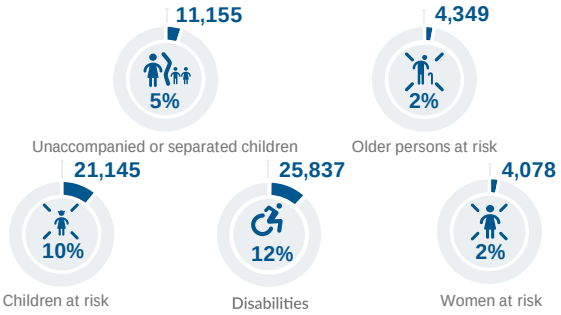

*Individuals who may face particular vulnerabilities and barriers to access services and protection, due to factors such as age, disability, health conditions, or other vulnerabilities. For more information please click on the link here.

Population by nationality

834,201 Sudanese

117,364 Syrians

146,746 Other Nationalities

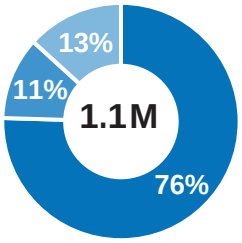

Population growth

Percentage growth in Sudanese refugee numbers versus all nationalities between 31 March 2023 (pre Sudan crisis) and 31 December 2025.

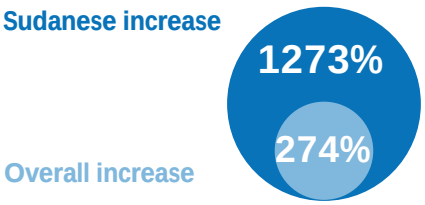

Trend of population by nationality

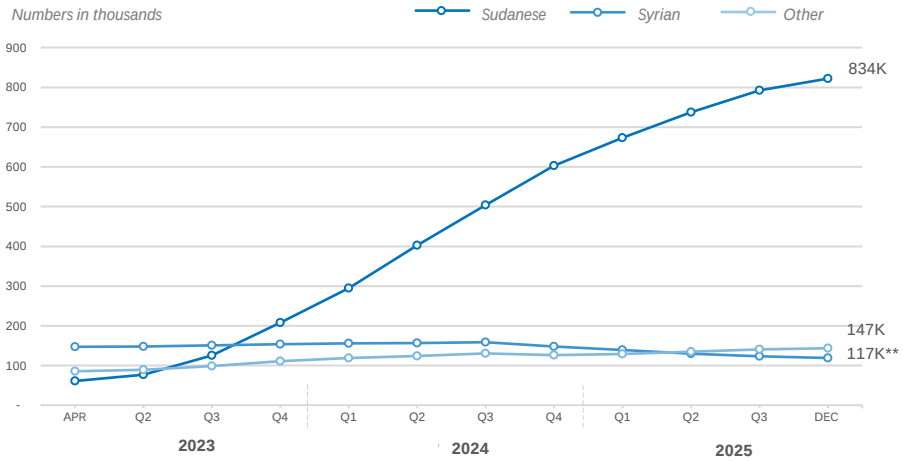

** Syrian refugee numbers dropped since October 2024 as UNHCR resumed inactivating cases who did not renew their documents. Additionally, following recent political developments in Syria, there has been a significant increase in asylum closure requests from Syrian refugees.

UNHCR is grateful for the contributions from its donors

Private contributions from Australia, Canada, Germany, Italy, Japan, MENA, the Netherlands, the Republic of Korea, Spain, Sweden, UK and USA.