SPAIN Weekly snapshot - Week 1 (29 Dec 2025 - 4 Jan 2026)

The charts below are based on figures from the Ministry of Interior and UNHCR estimates. All figures are provisional and subject to change

Refugees & migrants: sea and land arrivals in week 1[1]

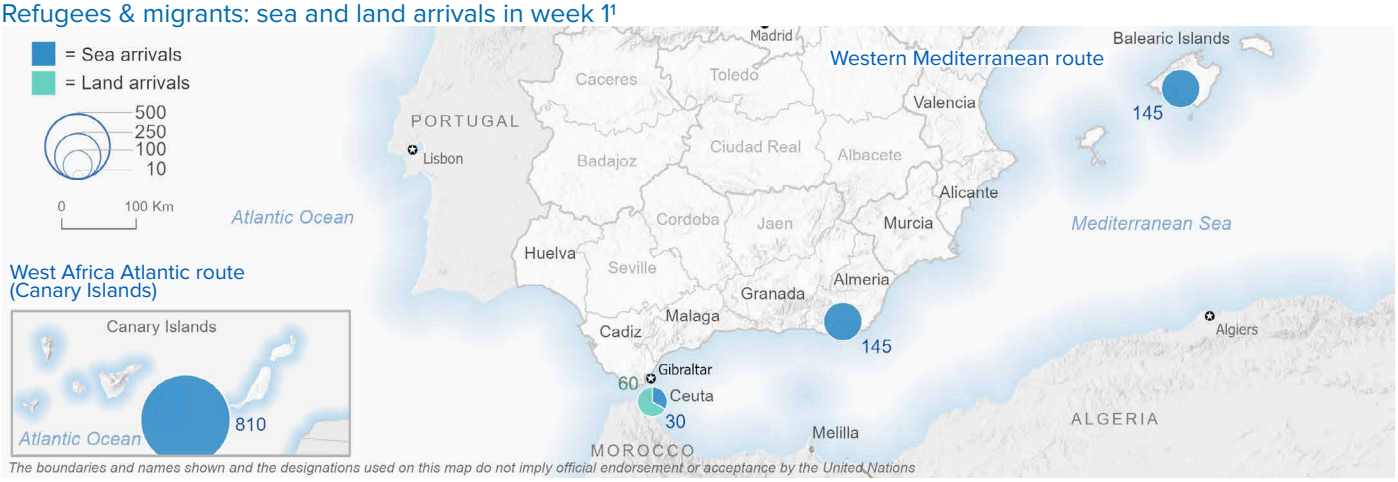

Arrivals in Spain

899
Arrivals as of 4 Jan 2026[2]

+25%
Dif. 2025

864
Sea Arrivals[2]
Dif. 2025: +21%

35
Land Arrivals[2]
Dif. 2025: +905%

1,193
Arrivals Week 1[1]
Dif. last week: +457%
Dif. 2025: -5%

Western Mediterranean

306
Arrivals as of 4 Jan 2026[2]

+194%
Dif. 2025

271
Sea Arrivals[2]
Dif. 2025: +169%

35
Land Arrivals[2]
Dif. 2025: +905%

383
Arrivals Week 1[1]
Dif. last week: +98%
Dif. 2025: +110%

West Africa Atlantic (Canary Islands)

593
Arrivals as of 4 Jan 2026[2]

-3%
Dif. 2025

593
Sea Arrivals[2]
Dif. 2025: -3%

810
Arrivals Week 1[1]
Dif. last week: +3,757%
Dif. 2025: -25%

Arrivals in Spain during the last five weeks[1]

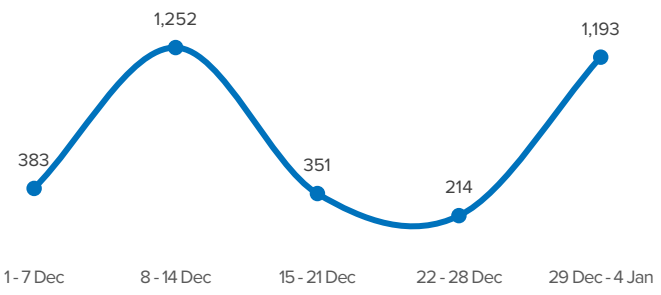

Arrivals in Spain by route during the last six months[2]

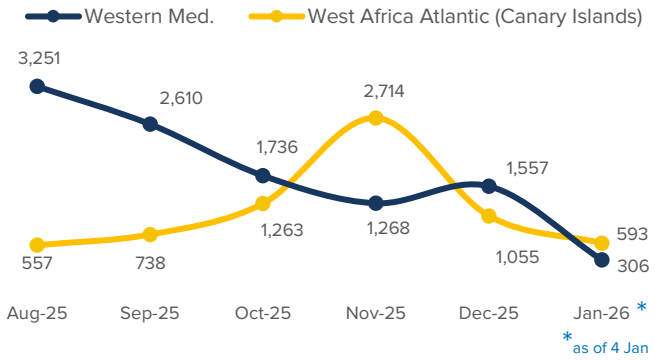

Arrivals in Spain per month[2]

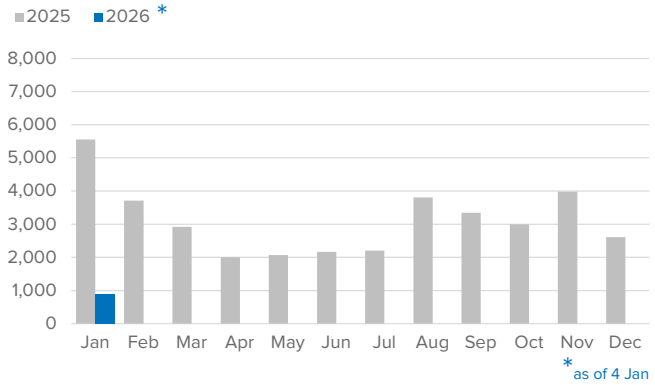

Arrivals in Spain per year[2]

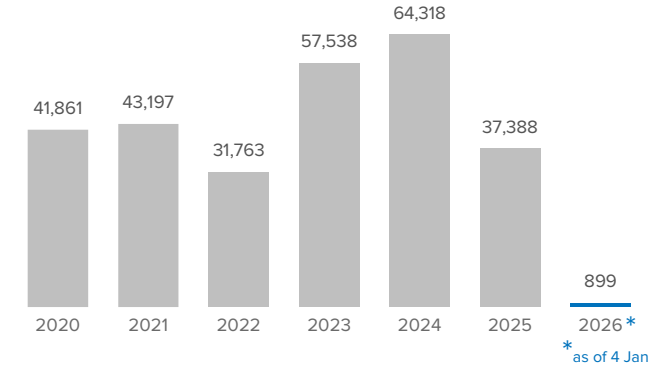

UNHCR / 9 Jan 2026
Source: UNHCR Spain data portal
[1]Based on UNHCR estimates.
[2]Based on figures from the Spanish Ministry of Interior and UNHCR estimates.