UNHCR South Sudan
Population Overview of Refugees and Asylum-seekers
(As of 31 Dec 2025)

Key Figures:

605,062
Total Individuals

161,400
Total Ref. & Asy. Households

414,390
Total Biometric Enrollment (5 years +)

As of the end of December 2025, South Sudan hosts 605,062 refugees and asylum-seekers across 161,400 households, settled in 29 locations nationwide. This includes 601,814 registered refugees and 3,248 asylum-seekers. The vast majority: 95% (571,071 individuals), are Sudanese refugees, followed by 14,737 (2%) from the Democratic Republic of Congo, 7,795 from Ethiopia, 6,276 from Eritrea, 2,897 from Central African Republic, and 2,286 from other nationalities.

In response to the ongoing conflict in Sudan, the Government of South Sudan continues to grant prima facie refugee status to those fleeing the country. Among the refugees, 49% are female aged 0-59 years, and 76% are female and children combined. The asylum-seeker population is smaller and has a distinct demographic profile. Eritreans with (38%) while Ethiopians with (37%) form the largest groups, followed by Burundians with (10%), Ugandans and Somalians.

The latest data is available on the [South Sudan emergency response portal.]

State / Administrative Area	Total	Percentage	Refugee	Asylum-seeker
Upper Nile	291,933	49%	291,615	318
Ruweng Admin Area	141,239	23%	141,227	12
Central Equatoria	44,073	7%	41,647	2,426
Northern Bahr El Ghazal	27,736	5%	27,326	410
Western Equatoria	18,715	3%	18,636	79
Western Bahr El Ghazal	16,327	3%	16,324	3
Jonglei	2,009	0%	2,009	0
Warrap	1,240	0%	1,240	0
Other Locations	61,790	10%	61,790	0
Grand Total	**605,062**	**100%**	**601,814**	**3,248**

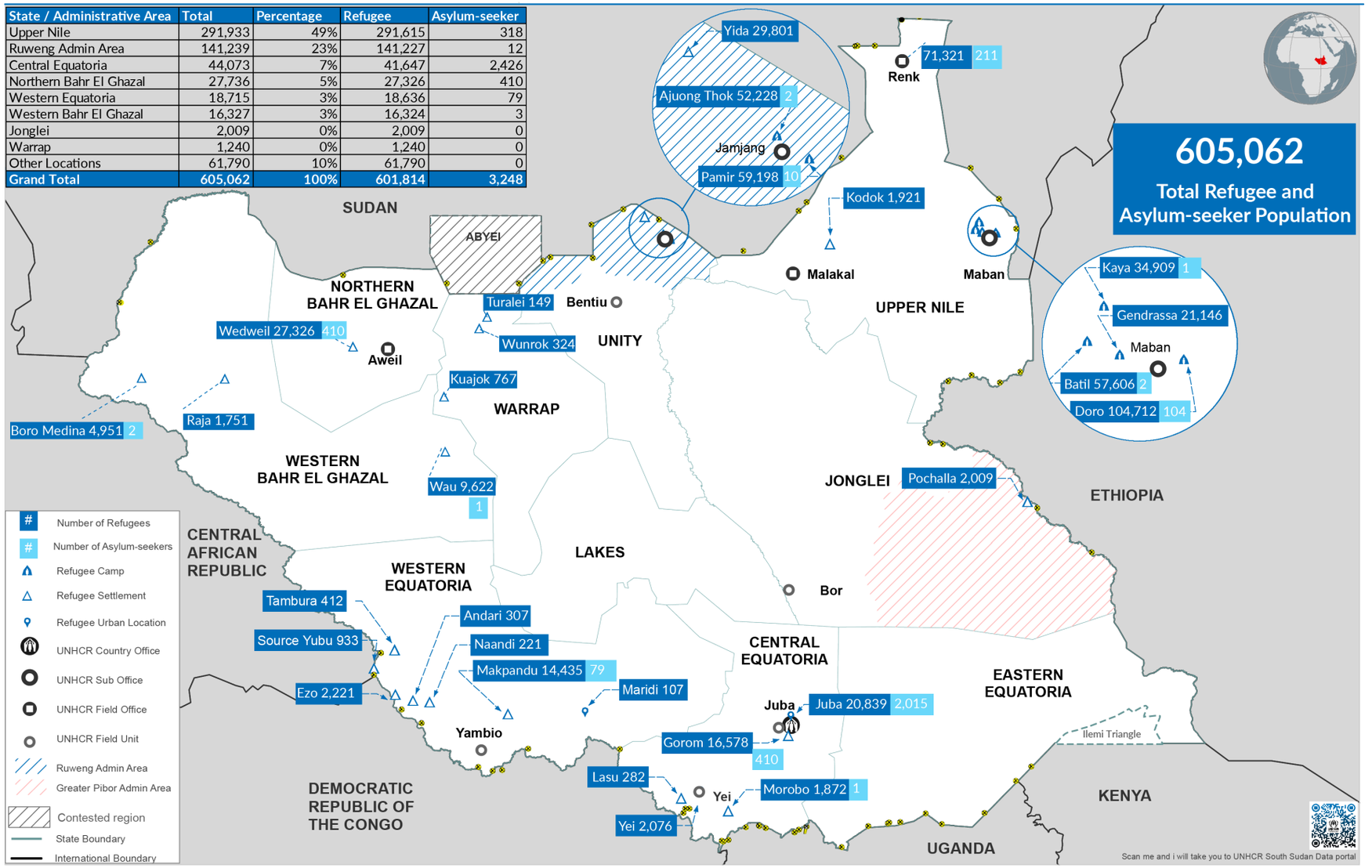

UNHCR South Sudan
Population Overview of Refugees and Asylum-seekers
(As of 31 Dec 2025)

Population Demographics

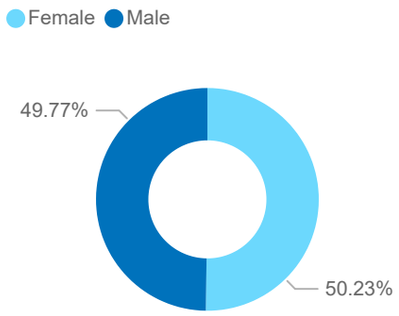

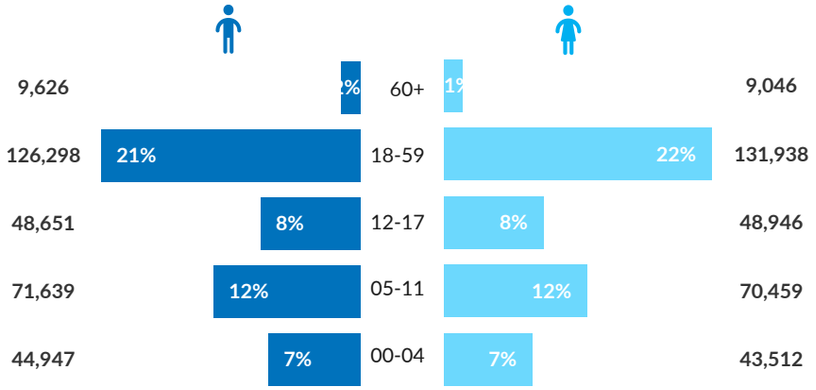

New Registration Trend for the year 2025

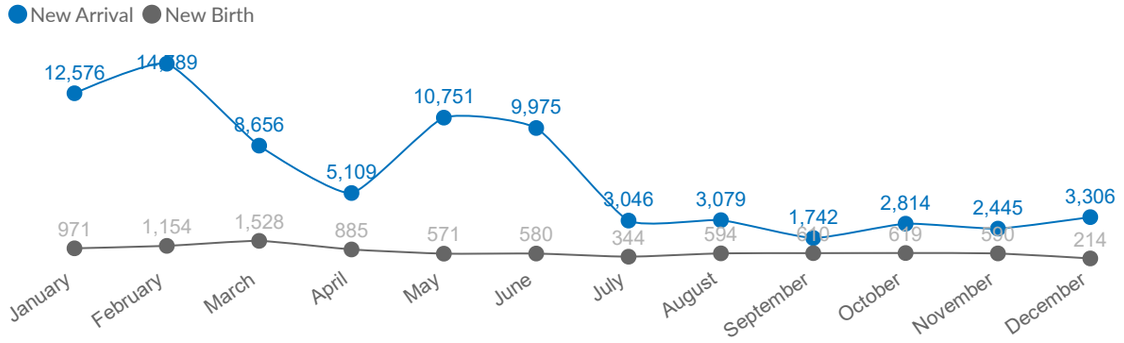

Top (15) Refugees per Location

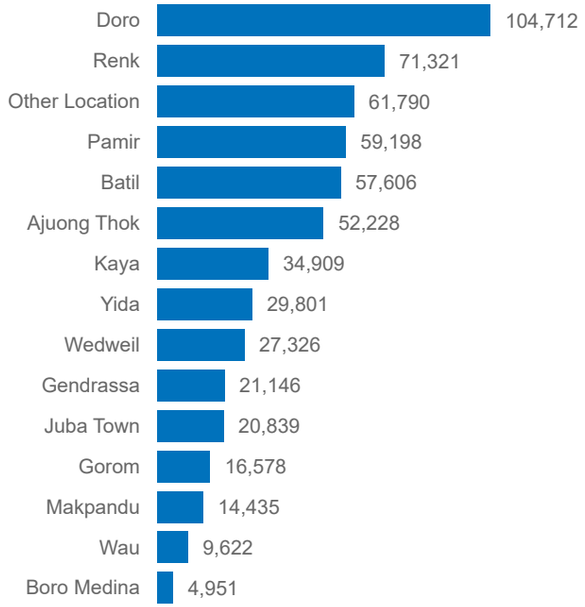

Top (10) Asylum-seekers per Location

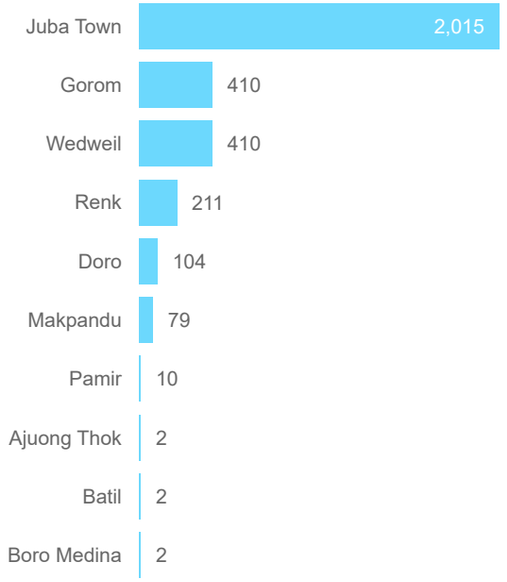

Top (10) Refugees by Country of Origin

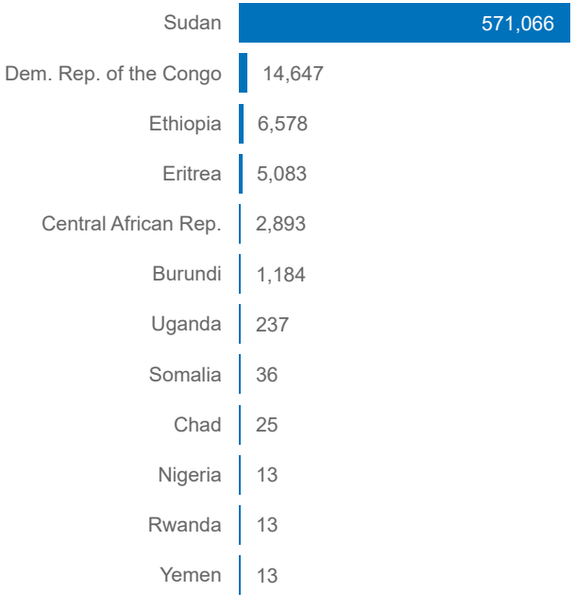

Top (10) Asylum-seekers by Country of Origin

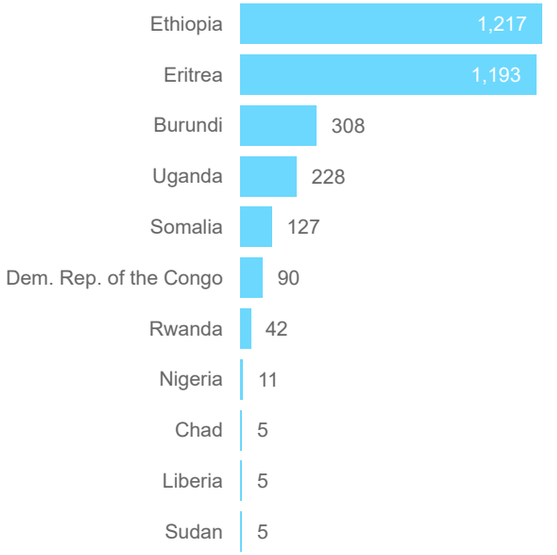

Socio-economic background

Based on the 605,062 refugees and asylum-seekers registered, men outnumber women, most holding secondary education yet struggling to find work beyond subsistent farming and field labor. Young adults stand as the majority, grappling with the challenges of unemployment and single parenthood.

Population per Location Type

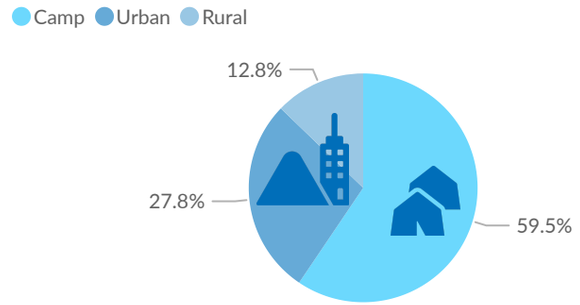

Specific Need by Age and Gender Breakdown

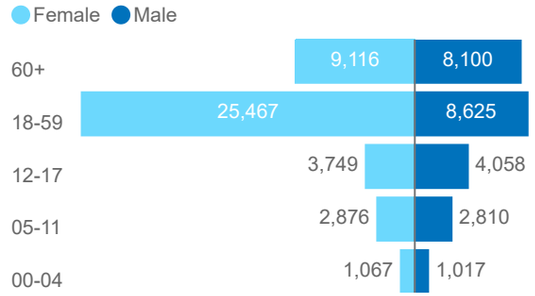

Top (10) Professional Skills

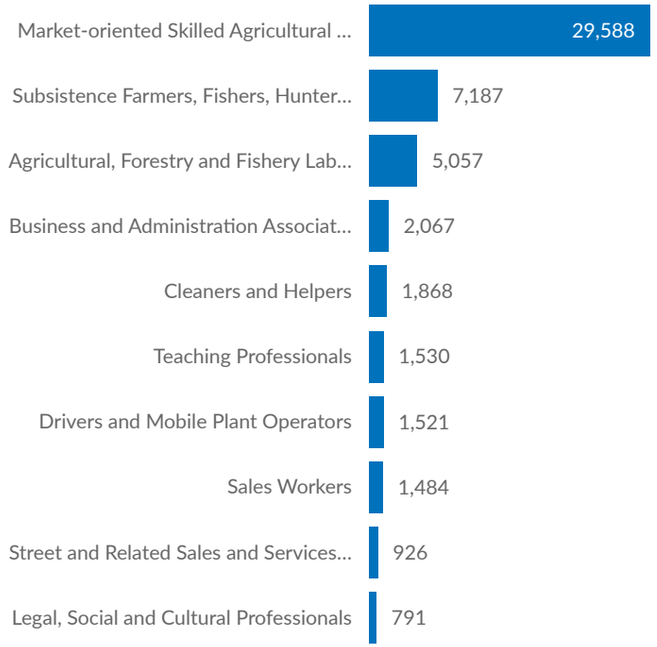

Education Level

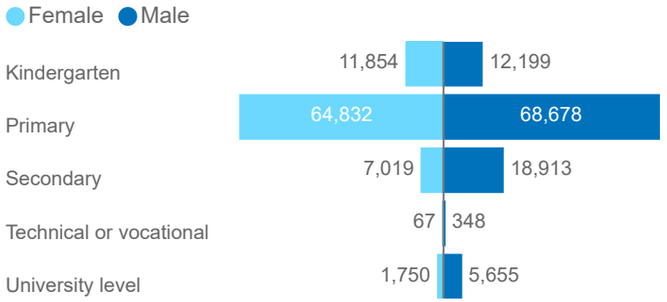

Marital Status

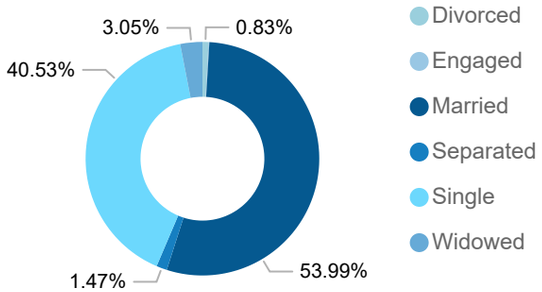
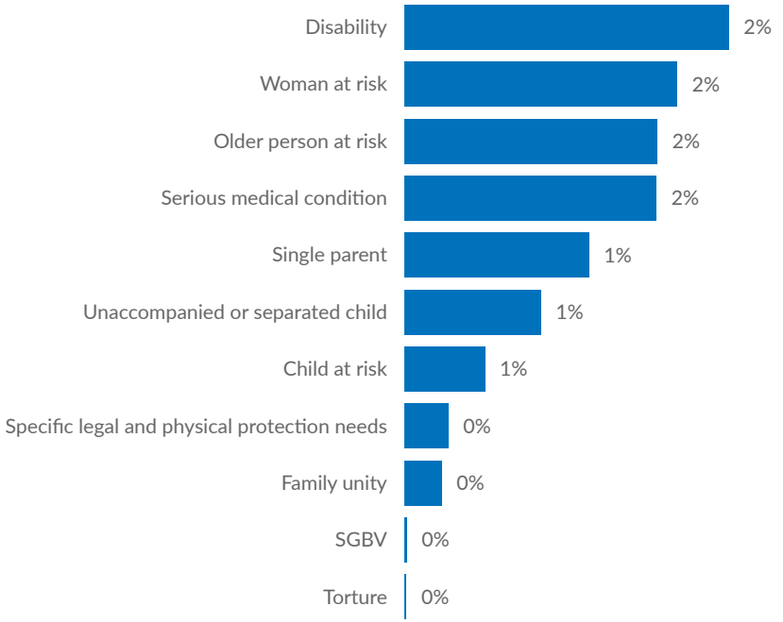
Specific Needs