GHANA REFUGEE BOARD

UNHCR The UN Refugee Agency

MULTI-COUNTRY OFFICE (MCO) CÔTE D'IVOIRE

GHANA: MONTHLY STATISTICS

As of 31 December 2025

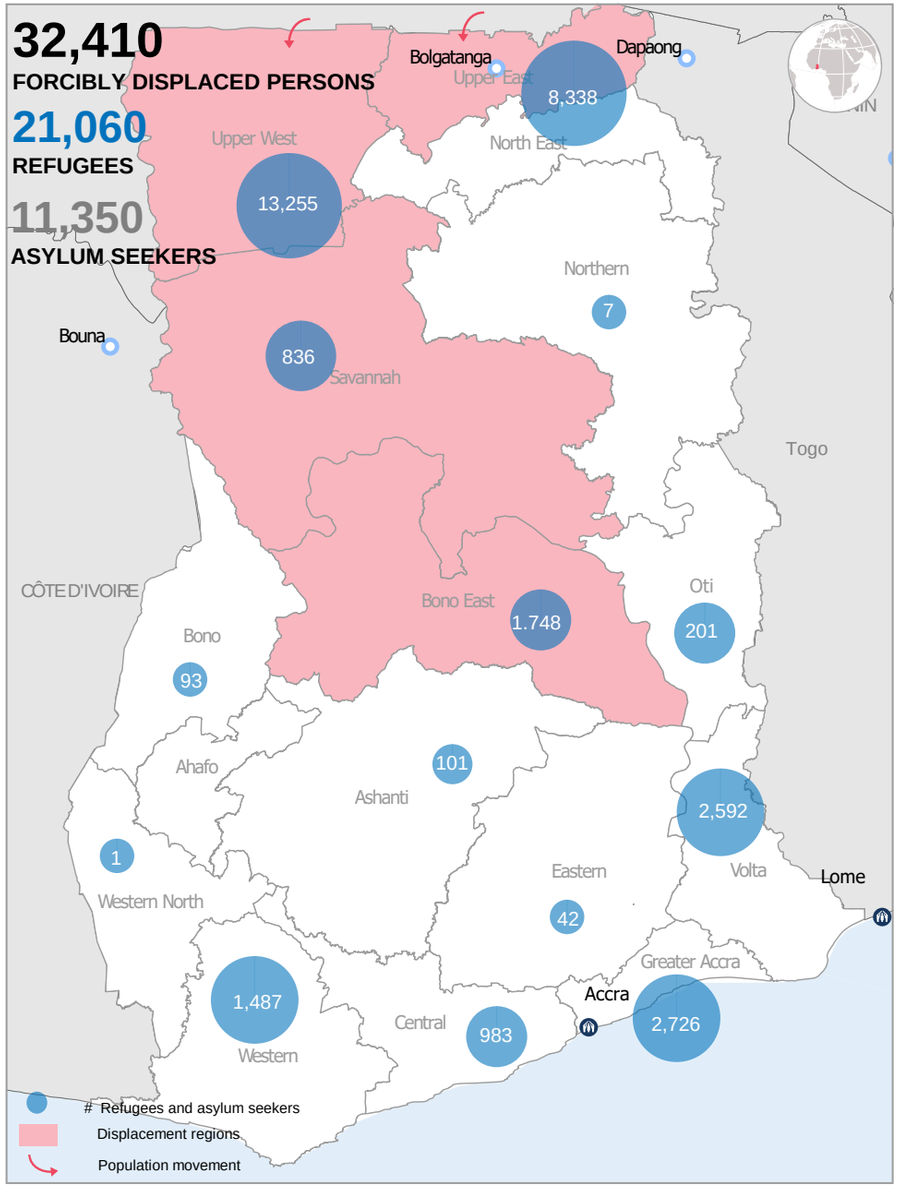

STATISTICS OF REFUGEES AND ASYLUM SEEKERS REGISTERED*

POPULATION BREAKDOWN BY REGION

Region	Asylum Seeker	Refugee	Total
Upper West	1	6,844	6,845
Upper East	1	5,575	5,576
Greater Accra	310	2,416	2,726
Volta	3	2,589	2,592
Western	98	1,389	1,487
Central	41	942	983
Bono East		858	858
Others	32	447	479
Grand Total	**486**	**21,060**	**21,546**

COUNTRY OF ORIGIN

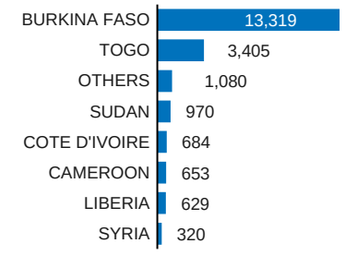

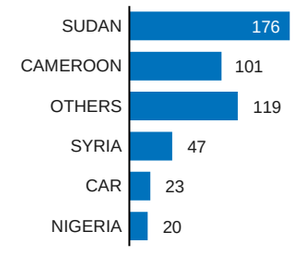

In Ghana, **98%(21,060)** of the registered forcibly displaced persons have a refugee status, Asylum seekers represent **2% (486)**

AGE AND GENDER BREAKDOWN

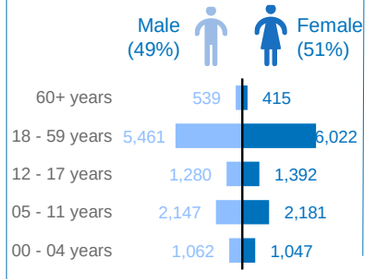

AGE AND CATEGORY BREAKDOWN

72% Women & Children

42% Children (0-17 years)

53% Adults (18 – 59 years)

4% Elderly (60+)

POPULATION DISTRIBUTION

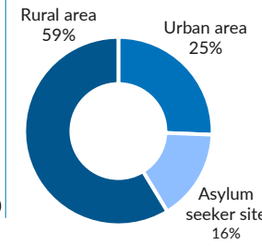

CHILDREN OF SCHOOL GOING AGE

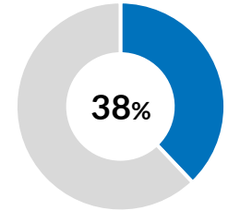

38% of the registered population in Ghana are children of school going age. The UPPER EAST and WEST regions host 75% of children of school going age.

SOCIO-ECONOMIC STATISTICS

MAIN OCCUPATION (ADULT)

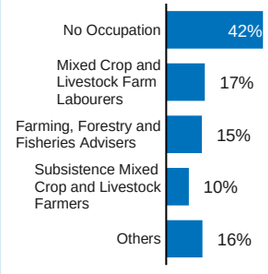

MAIN EDUCATION LEVEL (ADULT)

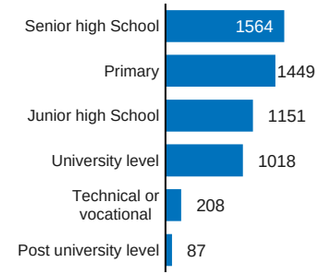

MAIN ETHNICITIES

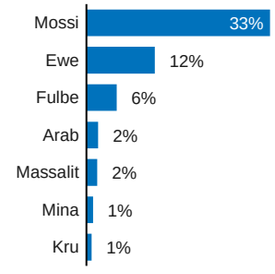

PERSONS WITH SPECIFICS NEEDS

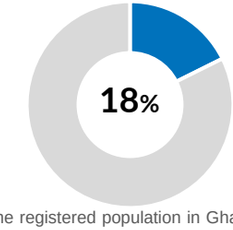

18% Of the registered population in Ghana have at least one specific need. 2,046 children are exposed to various risks that could have a negative impact on their lives, 657 have serious medical conditions..

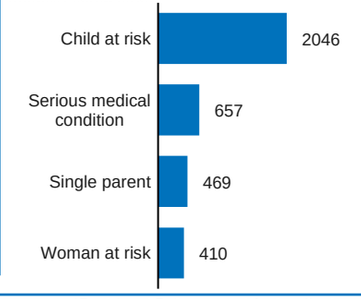

ARRIVAL FROM BURKINA FASO AND MALI**(From January 2024)

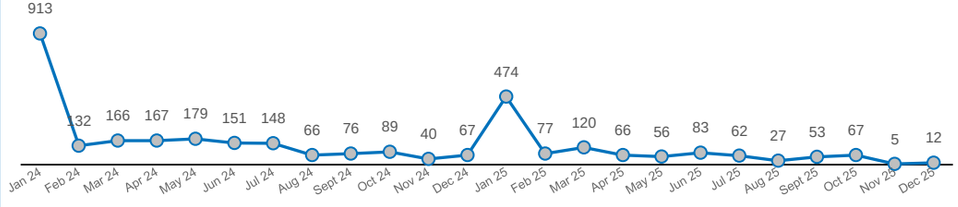

**the individuals arrived and were registered by GRB on the field

TREND FORCIBLY DISPLACED POPULATION *(ESTIMATED & REGISTERED POPULATION IN THE NORTH)*

Cumulative data - registered and estimated population in the North

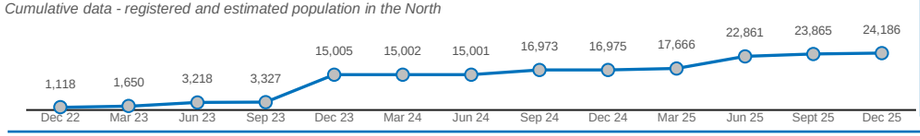

*Registered Refugees and Asylum Seekers

Sources : UNHCR proGres – 2025, Ghana Refugee Board

Updated on 15 January 2026

GHANA REFUGEE BOARD

UNHCR The UN Refugee Agency

BUREAU MULTI-PAYS CÔTE D'IVOIRE
GHANA: STATISTIQUES MENSUELLES

Au 31 Décembre 2025

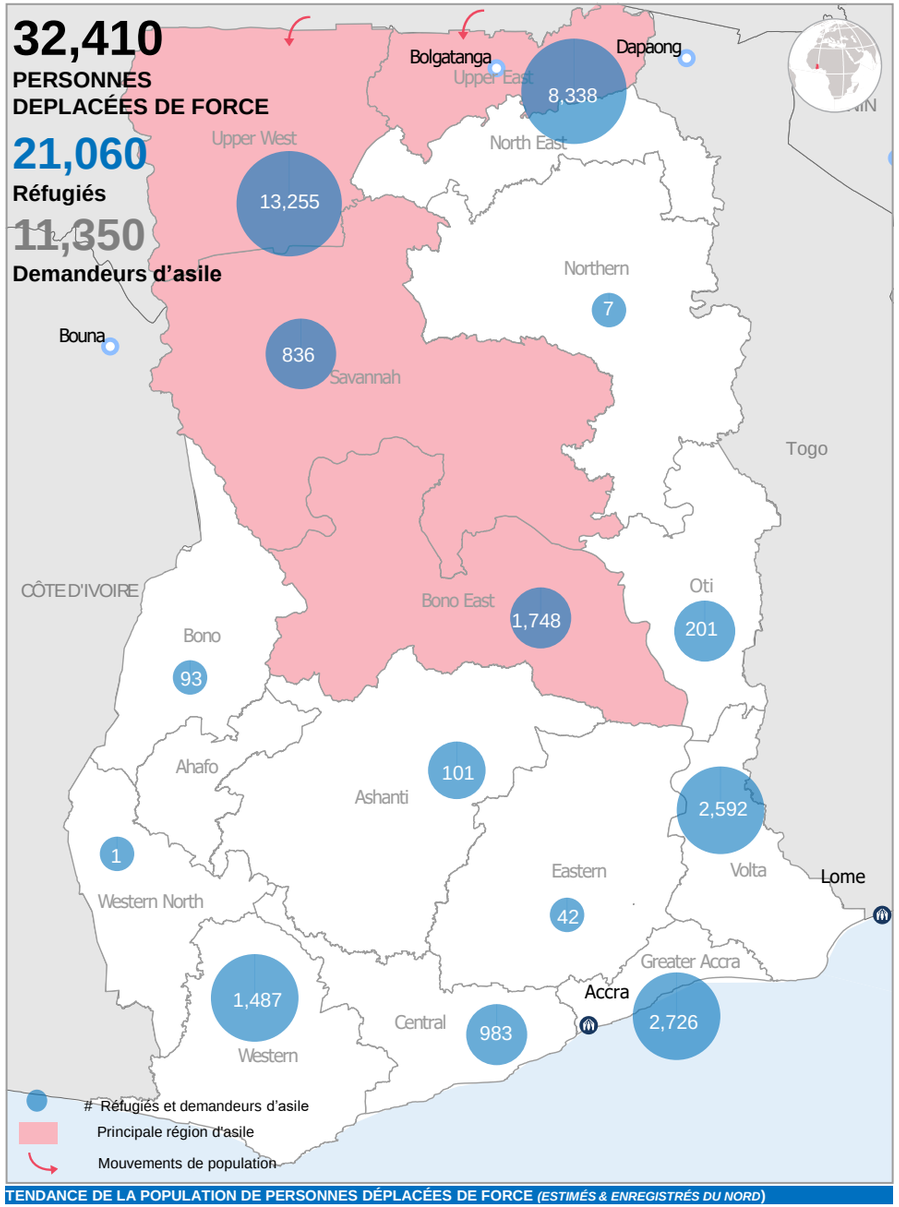

STATISTIQUES DES REFUGIES ET DEMANDEURS D'ASILE ENREGISTRES *

RÉPARTITION DE LA POPULATION PAR RÉGION

Région	Demandeurs d'Asile	Réfugiés	Total
Upper West	1	6,844	6,845
Upper East	1	5,575	5,576
Greater Accra	310	2,416	2,726
Volta	3	2,589	2,592
Western	98	1,389	1,487
Central	41	942	983
Bono East		858	858
Autres	32	447	479
Grand Total	**486**	**21,060**	**21,546**

PAYS D'ORIGINE

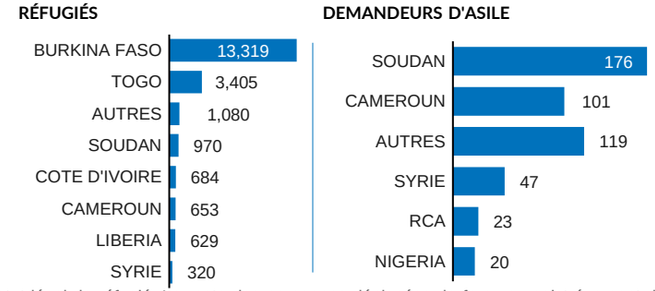

Au Ghana, **98%(21,060)** des personnes déplacées de force enregistrées ont reçu le statut légal de réfugié. Le reste des personnes déplacées de force enregistrées sont des demandeurs d'asile, ce qui représente 2% **(486).**

RÉPARTITION PAR ÂGE/SEXE

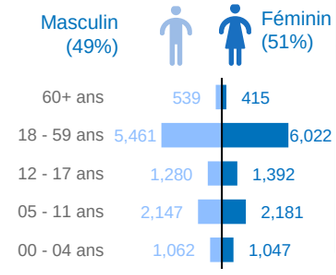

RÉPARTITION PAR ÂGE ET CATEGORIE

72% Femmes & Enfants

42% Enfants (0-17 ans)

53% Adultes (18 – 59 ans)

4% Personnes âgées (60+)

RÉPARTITION PAR ZONE

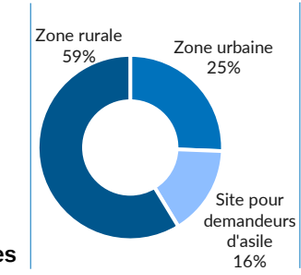

ENFANTS EN ÂGE SCOLAIRE

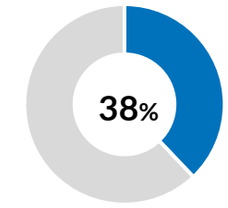

38% de l'ensemble des réfugiés au Ghana sont des enfants en âge scolaire. UPPER EAST et UPPER WEST sont les régions où vivent 75% des enfants réfugiés en âge d'aller à l'école.

STATISTIQUES SOCIO-ÉCONOMIQUES

OCCUPATION PRINCIPALE (ADULTE)

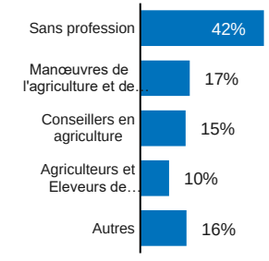

NIVEAU D'ÉDUCATION PRINCIPAL (ADULTE)

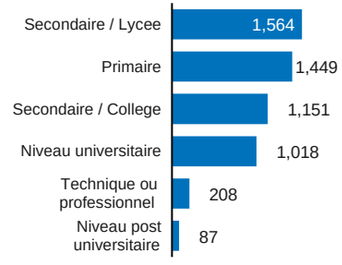

PRINCIPALES ETHNIES

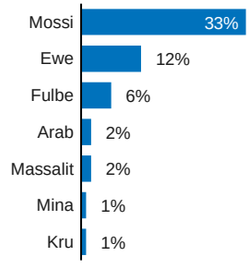

PERSONNES AYANT DES BESOINS SPÉCIFIQUES

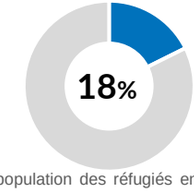

18% de la population des réfugiés enregistrés au Ghana ont au moins un besoin spécifique. Au total, 2,046 enfants sont exposés à des risques qui affectent leur vie quotidienne et au moins 657 personnes vivent dans des conditions médicales graves.

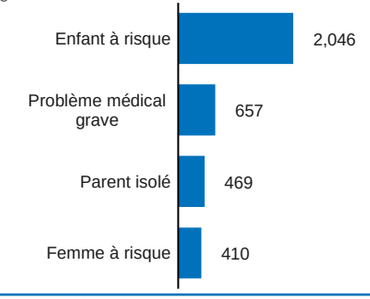

RÉFUGIÉS ARRIVÉS DU BURKINA FASO ET DU MALI ***(Depuis Janvier 2024)*

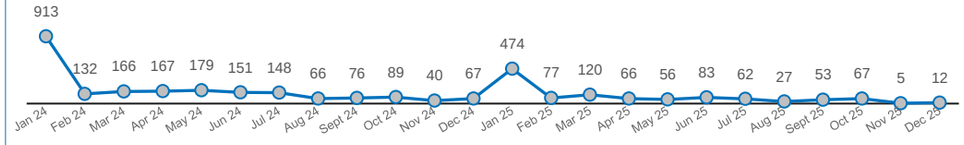

**Les individus sont arrivés et ont été enregistrés au niveau des ménages par le partenaire Gouvernemental (GRB) sur le terrain.

TENDANCE DE LA POPULATION DE PERSONNES DÉPLACÉES DE FORCE *(ESTIMÉS & ENREGISTRÉS DU NORD)*

Total Cumulatif de la population estimée et enregistrée du Nord

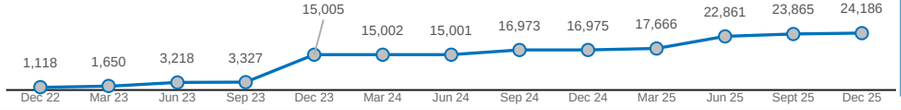

*Réfugiés et demandeurs d'asile enregistrés

Sources : UNHCR proGres – 2025, Ghana Refugee Board

Mise à jour le 15 Janvier 2025