UNHCR Libya

108,966 Individuals | **47,147** Cases | **2.31** AVG Case Size

Registration Dashboard
1 February 2026

Legal Status: All
Urban or DC: All
Gender: All
Mantika: All

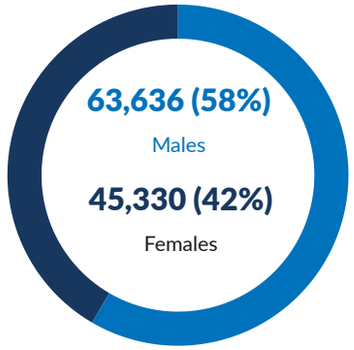

22,725 (21%) Boys
39,609 (36%) Men
24,613 (23%) Single Males
1,302 (1%) Elderly Men (60+)

20,004 (18%) Girls
24,501 (22%) Women
3,032 (3%) Single Females
825 (1%) Elderly Women (60+)

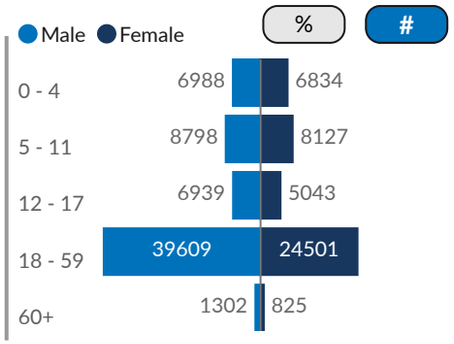

Place of Residence

Mantika	# of Individuals	% of Individuals
Tripoli	46,716	42.87%
Aljfara	28,025	25.72%
Misrata	9,497	8.72%
Azzawya	7,377	6.77%
Zwara	3,876	3.56%
Almargeb	3,806	3.49%
Benghazi	2,858	2.62%
Unknown	2,480	2.28%
Al Jabal Al Gharbi	1,239	1.14%
Ejdabia	596	0.55%
Al Jabal Al Akhdar	468	0.43%
Sebha	360	0.33%
Nalut	259	0.24%
Murzuq	232	0.21%
Tobruk	228	0.21%
Sirt	199	0.18%
Almarj	191	0.18%
Wadi Ashshati	139	0.13%
Ubari	118	0.11%
Alkufra	110	0.10%
Derna	105	0.10%
Aljufra	85	0.08%
Ghat	2	0.00%

New Registration / Closure

Refugee Trends

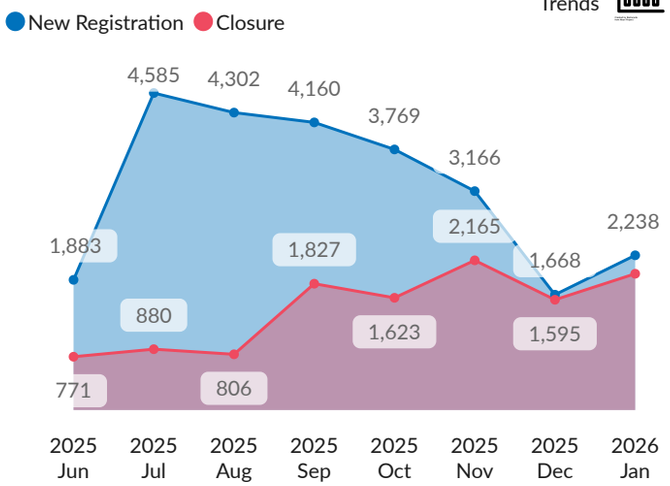

Nationality

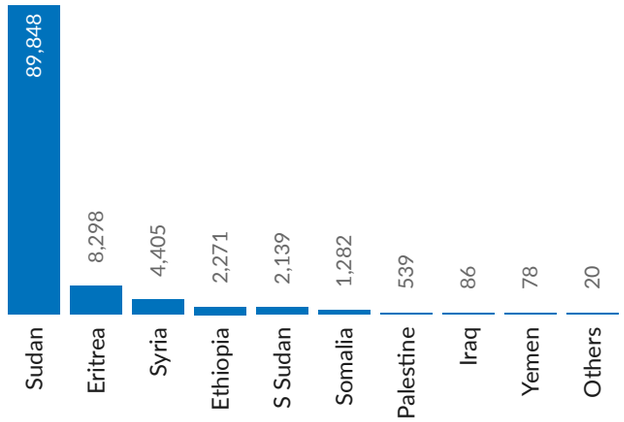

Education level in the country of origin

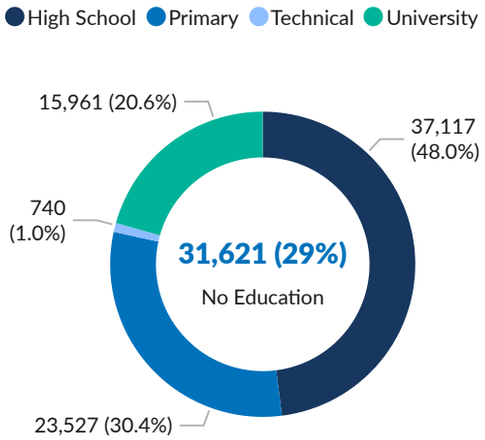

Specific Needs Categories

Categories	Individuals	% Value
Child at risk	16,030	15.84%
Disability	1,924	1.90%
Family unity	2,165	2.14%
Older person at risk	595	0.59%
Serious medical condition	9,538	9.43%
SGBV	3,101	3.06%
Single parent	3,805	3.76%
Specific legal and physical protection needs	52,097	51.48%
Torture	1,694	1.67%
Unaccompanied or separated child	2,301	2.27%
Woman at risk	7,948	7.85%

* Specific needs categories can only be filtered by Nationality

Occupation in the country of origin

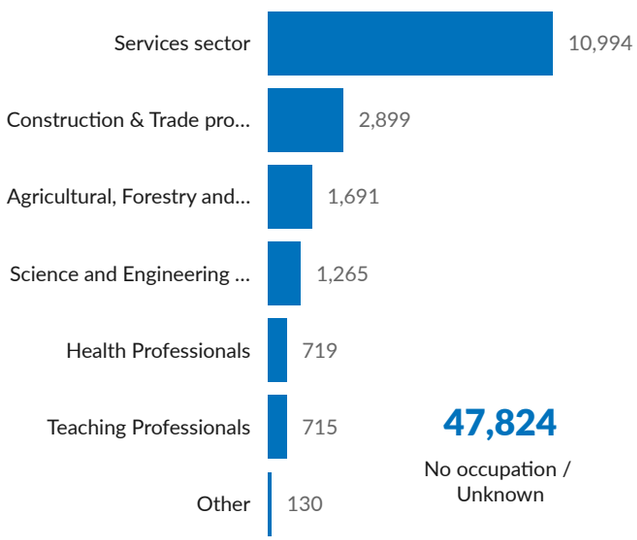

47,824
No occupation / Unknown

* data contains only adult population

Location Map

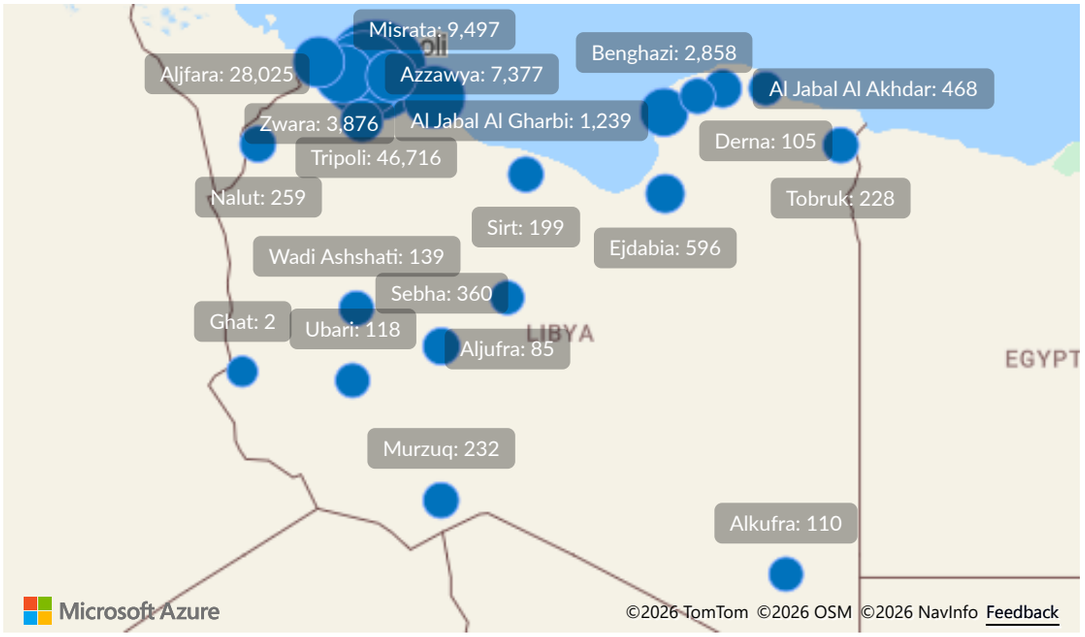

Publication date: 1 February 2026; Source: UNHCR Libya; Contact: lbytunupdate@unhcr.org