Environment & Energy Dashboard

Uganda Refugee Response Plan (RRP) 2024-2025

Q4 2025

January - December 2025

SECTOR OVERVIEW

The E&E Sector's vision is to restore and maintain a healthy natural environment and ensure access to energy for improved social services for refugees and host communities. This vision aligns with the commitment by Government of Uganda during the Global Refugee Forum to include refugees and their specific situations in its nationally determined contributions and adaptation plans to effectively reduce the carbon emissions from deforestation and to enhance access to safe, clean, and affordable energy in refugee hosting districts by 2027. All sector outputs and outcomes contribute towards this pledge.

Result Analysis;

Natural resource management and protection

In the fourth quarter of 2025, 2,102 hectares of woodlot were established, bringing the total reach for the year to 2,302 hectares of woodlot, which is 38% of the achievement against the annual target of 6,100 Hectares. This is a 73% decrease compared to the same period in 2024 where 7,889.2 hectares of woodlots had been established, attributed to de-prioritization of Environment activities. In addition, a total of 3,720 hectares of woodlots were maintained, bringing the total number of hectares of woodlots maintained to 3,721 hectares, which is 68% of the achievement against the annual target of 5,500 Hectares. This is a 7% reduction compared to quarter four of 2024 where 3,999.3 hectares of woodlots were maintained, and this is attributed to budget constraints that put a limit on Environment activities. Additionally, 7,883,490 seedlings were raised in the nursery beds, of which, 4,653,072 were distributed; 126 sessions of environment sensitization and 61 radio talk shows were conducted; and 5,948 Ha of wetlands, riverbanks, lakeshore and CFR were restored and protected.

Access to sustainable energy

In Q4 of 2025, a total of 27,331 households received clean and energy efficient technologies. This represents 36% achievement against the annual target of 75,000 households. This represents a 60% of households supported compared to the same period in 2024 where 68,171 households had been reported, with the reduction attributed to de-prioritization of Energy Activities. Through the distribution of 14,694 fixed Lorena stoves and portable clay stoves, the number of households using clean and alternative cooking technologies reached 27,331. These households were also supported with additional energy solutions, including solar systems, Liquid Petroleum Gas (LPG) and briquettes.

1,375 local artisans were trained, certified and engaged in construction / fabrication of energy efficient cooking technologies, indicating 66% reduction compared to same reporting period in 2024 where 4,033 local artisans had been trained, with this being attributed to reduced funding for energy interventions. Furthermore, 0.7 tons of briquettes were produced for cooking, 61 institutions were reported using energy efficient cooking technologies, and 364 technicians trained in installation, repair and maintenance of solar streetlight.

Key challenges/opportunities

The absence of kitchen structures among some newly arrived refugee households delayed the timely installation of cookstoves. Implementation was further affected by environmental factors such as erratic rainfall patterns and prolonged drought disrupted planting schedules and reduced seedling survival rates. In addition, isolated incidents of wildfires resulted in the destruction of established woodlots. At household level, fruit trees and acacia species were impacted by pest and disease infestations, while young trees sustained damage from stray animals and uncontrolled livestock grazing. Broader environmental protection challenges, including illegal tree cutting and persistent wetland encroachment—continue to require strengthened enforcement mechanisms and sustained community engagement.

Notwithstanding these constraints, there remain important opportunities to advance sustainable energy access. National development initiatives such as the Electricity Access Scale-up Project and the Uganda Rural Electrification Project Phase II provide strategic avenues to expand electricity access for refugee and host community households, as well as public institutions. Leveraging these initiatives will contribute to reduced dependence on wood-based fuels and support long-term environmental sustainability.

Sector priorities

- Disseminate and/or construct energy efficient cooking technologies for refugees and host community households
- Promote the use of alternative and/or clean cooking fuels for refugees and host community households.
- Establish and maintain woodlots/plantations in refugee settlements and host communities.
- Disseminate and construct energy efficient institutional cookstoves at public institutions.
- Conduct multi-hazard risk assessments and vulnerability mapping
- Integrate early warning data and forecast-based mechanisms
- Support community-based early warning dissemination (e.g., radios, posters, mobile alerts)

Sectors contacts: John Bosco Ssentamu (OPM) ssentamujb@gmail.com Julius Pachoto (UNHCR) pachoto@unhcr.org
Published: *March 2026*

Environment & Energy Dashboard

Uganda Refugee Response Plan (RRP) 2024-2025

Q4 2025

January - December 2025

ENVIRONMENT- KEY PERFORMANCE INDICATORS AND ACTIVITY OUTPUTS

OUTCOME 1: POCs access an environment where natural resources are managed through sustainable settlement land use plans

Actual *Gap*

Output 1: Natural resources restored and managed sustainably

Hectares of woodlots established

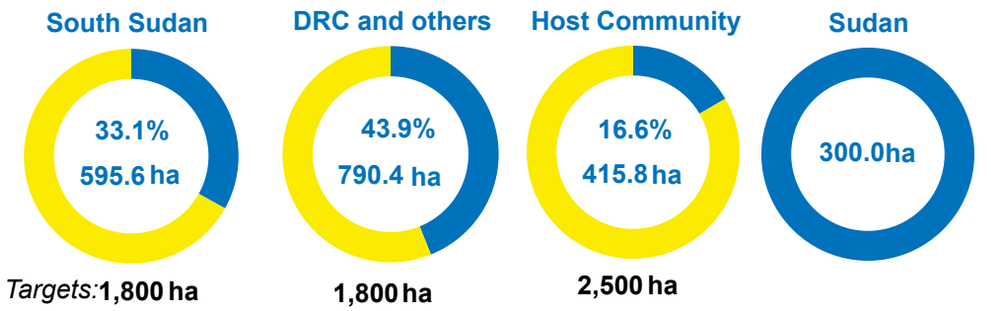

Hectares of woodlots maintained

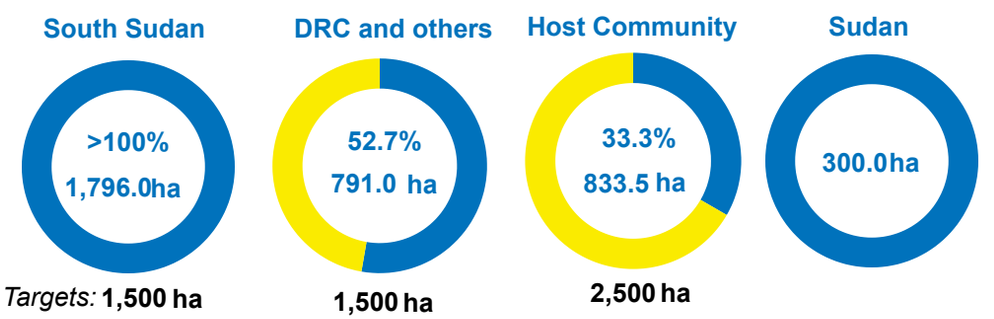

1
Commemorations: World Wetlands Day and World Forests Day

126
Trainings on environmental management carried out

61
Radio shows on environment related programs

7,883,490
Assorted tree seedlings raised

4,653,072
Assorted tree seedlings distributed

1,741,757
Assorted seedlings remained

Hectares of wetlands, lakeshores, and riverbanks restored and protected by beneficiary type

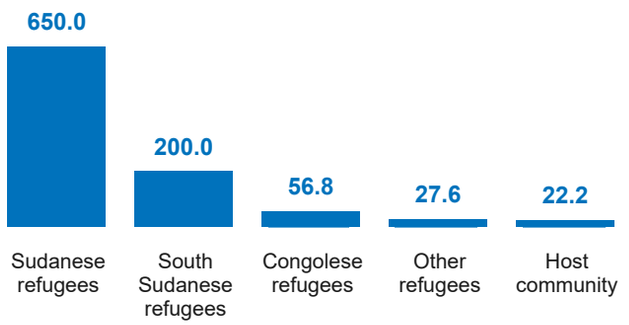

Cash for work beneficiaries under Environment by beneficiary type

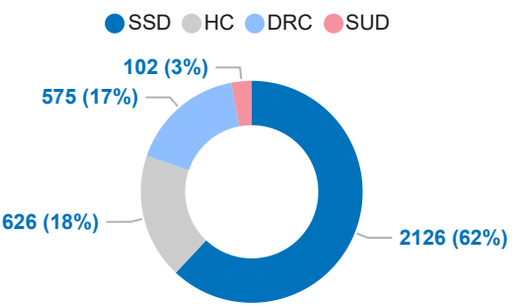

Seedlings planted over the years (in millions)

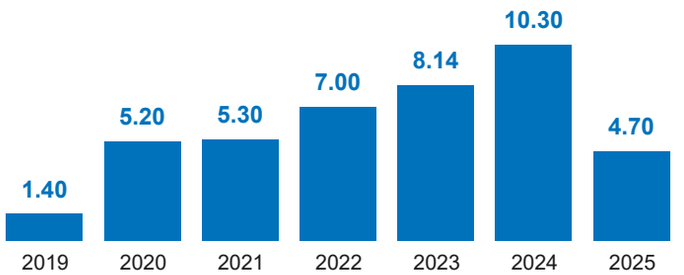

Area restored over the years (in hectares)

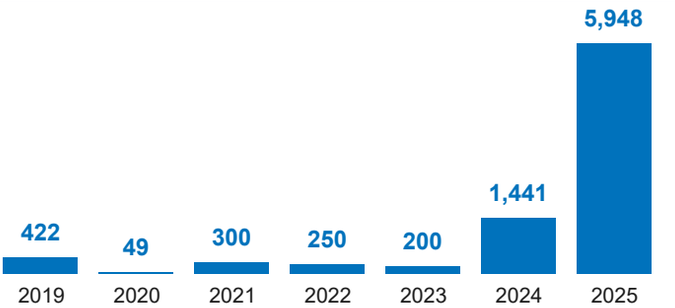

Achievements data: ActivityInfo **Author:** UNHCR Representation in Uganda **Feedback:** ugakaimug@unhcr.org **For more info:** https://data.unhcr.org/en/country/uga

Sectors contacts: John Bosco Ssentamu (OPM) ssentamujb@gmail.com Julius Pachoto (UNHCR) pachoto@unhcr.org

Published: *March 2026*

Environment & Energy Dashboard

Uganda Refugee Response Plan (RRP) 2024-2025

Q4 2025

January - December 2025

ENERGY KEY PERFORMANCE INDICATORS AND ACTIVITY OUTPUTS

OUTCOME 2: POCs adopt and use affordable, reliable, sustainable and modern energy

Actual *Gap*

Output 1: Access to energy efficient technologies and fuels for cooking

Households supported with clean and/or energy efficient technologies for cooking

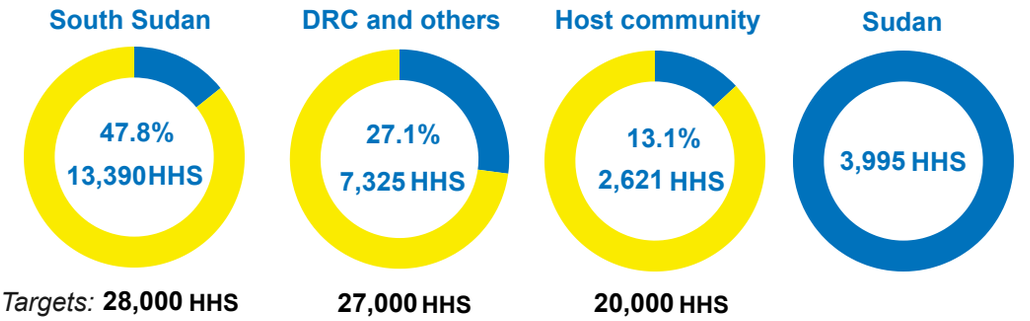

27,331
HHs supported with improved biomass energy saving stoves

0
Heat-retaining baskets distributed

1,375
Local stove artisans trained

Households using clean and alternative fuels for cooking

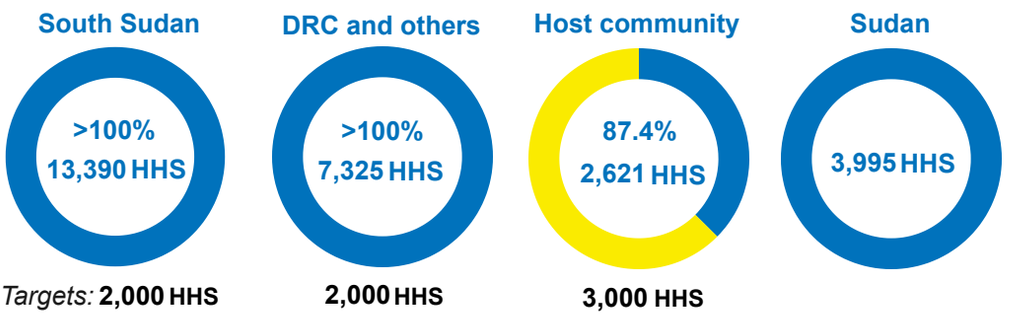

Local stove artisans trained, certified and engaged in construction/ fabrication of energy efficient cooking technologies

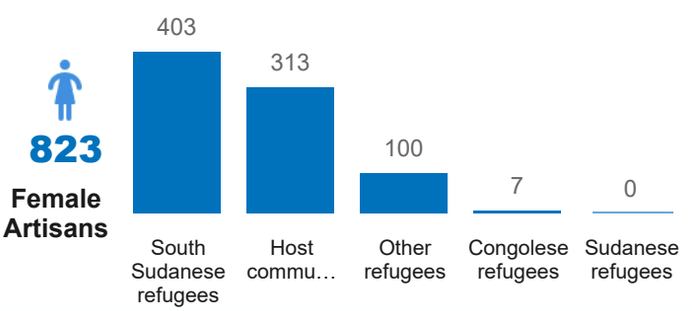

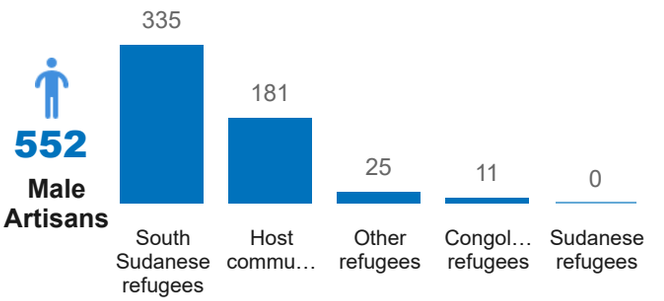

Trained and certified technicians for installation, repair and maintenance of solar street lights

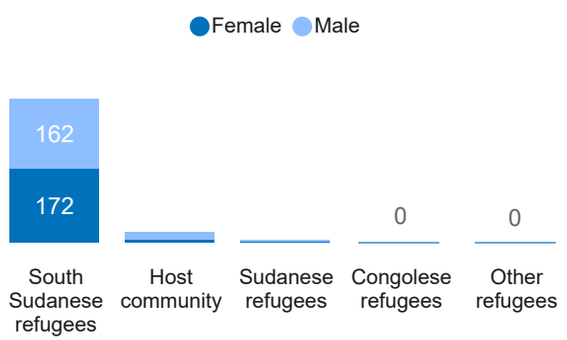

Cash for work beneficiaries under Energy by beneficiary type

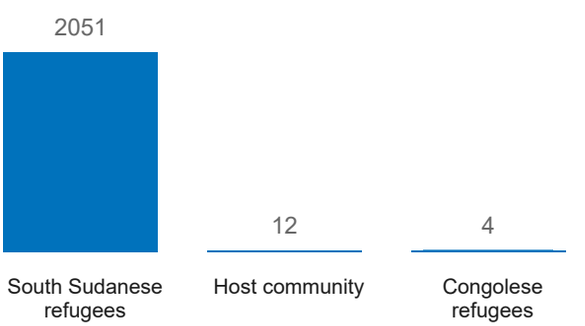

Environment & Energy Dashboard

Uganda Refugee Response Plan (RRP) 2024-2025

Q4 2025

January - December 2025

INSTITUTIONAL STRENGTHENING OVERVIEW

OUTCOME 3: Natural resource management and settlement planning integrated across all sectors

Intersector coordination

- **1** WorkGrEEn and SSNFI inter-sector Coordination monthly meetings held
- **3** ECCDPG (Environment & Climate Change Development Partners Group) monthly coordination meetings held
- **1** Energy and Minerals Development Partners Group meeting attended
- **0** Natural Resources, Environment Climate Change, Land and Water Management Programme Working Group meeting attended

Water, Sanitation & Hygiene

- **86%** of water pumped through renewable energy
- **4.3MW** of installed renewable energy for water supply

Protection

- **410** Solar streetlights installed

Education

- **92** School(s) solarized

Partners

Action Against Hunger (ACF) | Adventist Development and Relief Agency (ADRA) | Association of Volunteers in International Service (AVSI) | African Women Rising (AWR) | African Youth Action Network (AYAN) | African Youth Integrated For Socio-economic Development (AYISD) | Caritas Uganda | CECI Uganda | Community Empowerment for Rural Development (CEFORD) | DanChurch Aid (DCA) | Danish Refugee Council (DRC) | Food and Agriculture Organization of the United Nations (FAO) | I CAN South Sudan | Lamwo District Local Government | Lutheran World Federation (LWF) | Mercy Corps (MC) | National Forestry Authority (NFA) | Nsamizi Training Institute for Social Development (Nsamizi) | Raising Gabdho Foundation (RGF) | Rural Initiative for Community Empowerment in West Nile (RICE-WN) | SEED | SOS | West Nile Community Action for Rural Development (WN-CARD) | World Vision International (WVI) | Youth Social Advocacy Team (YSAT)

FUNDING

25 Partners

62M Total funding required

$3.3M	$58.7M
5% Received	95% Gap

Achievements data: ActivityInfo **Author:** UNHCR Representation in Uganda **Feedback:** ugakaimug@unhcr.org **For more info:** https://data.unhcr.org/en/country/uga

Sectors contacts: John Bosco Ssentamu (OPM) ssentamujb@gmail.com Julius Pachoto (UNHCR) pachoto@unhcr.org

Published: *March 2026*

Environment & Energy Dashboard

Uganda Refugee Response Plan (RRP) 2024-2025

Q4 2025

January - December 2025

SETTLEMENT COMPARISON & TRENDS ANALYSIS

Environment: Output 1: Natural resources restored and managed sustainably

Hectares of woodlots established during Q4 2025 by location

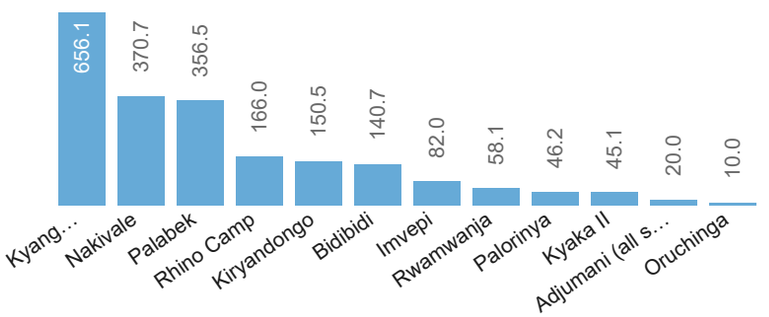

Hectares of woodlots maintained during Q4 2025 by location

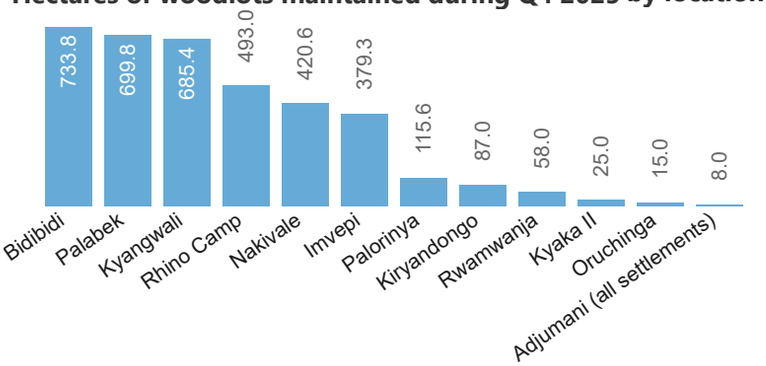

Hectares of woodlots established over the years

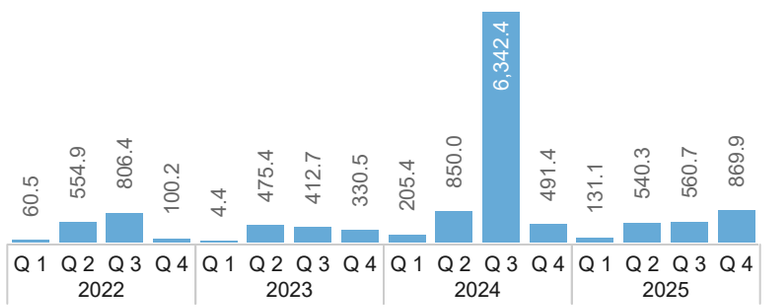

Hectares of woodlots maintained over the years

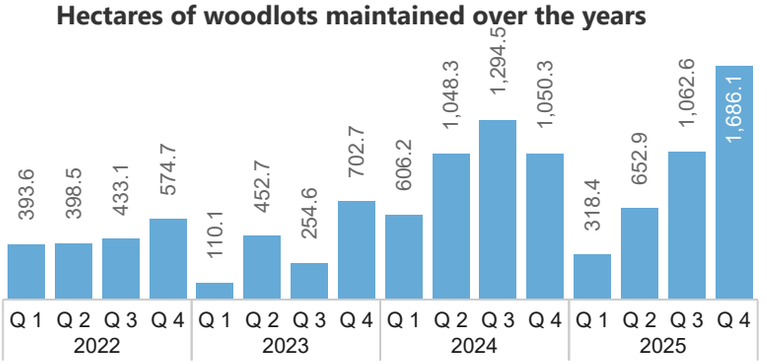

Energy: Output 1: Access to energy efficient technologies and fuels for cooking

Households supported with clean and/or energy efficient technologies for cooking during Q4 2025

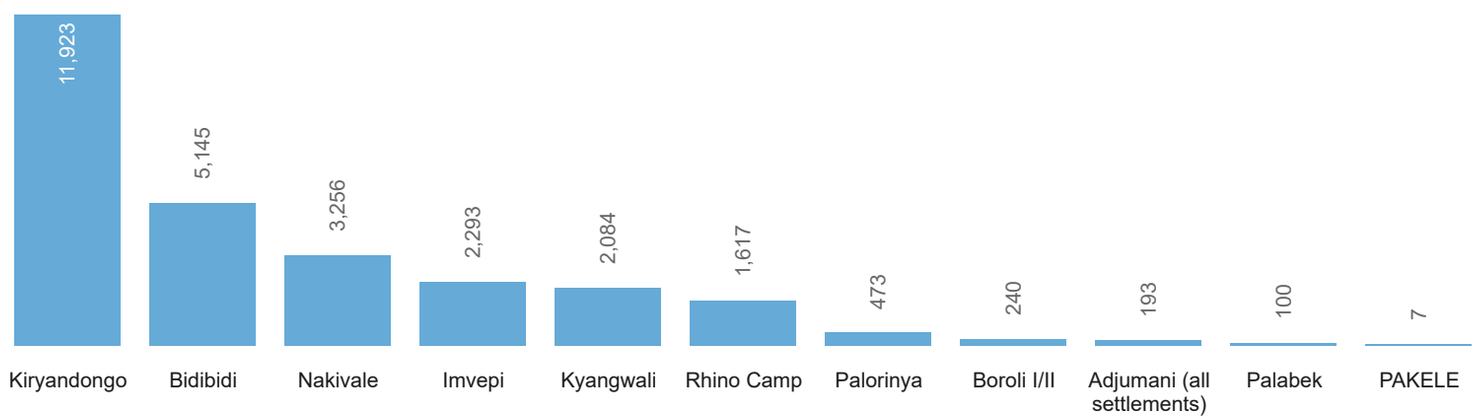

Households that have been supported with clean and/or energy efficient technologies for cooking over the years

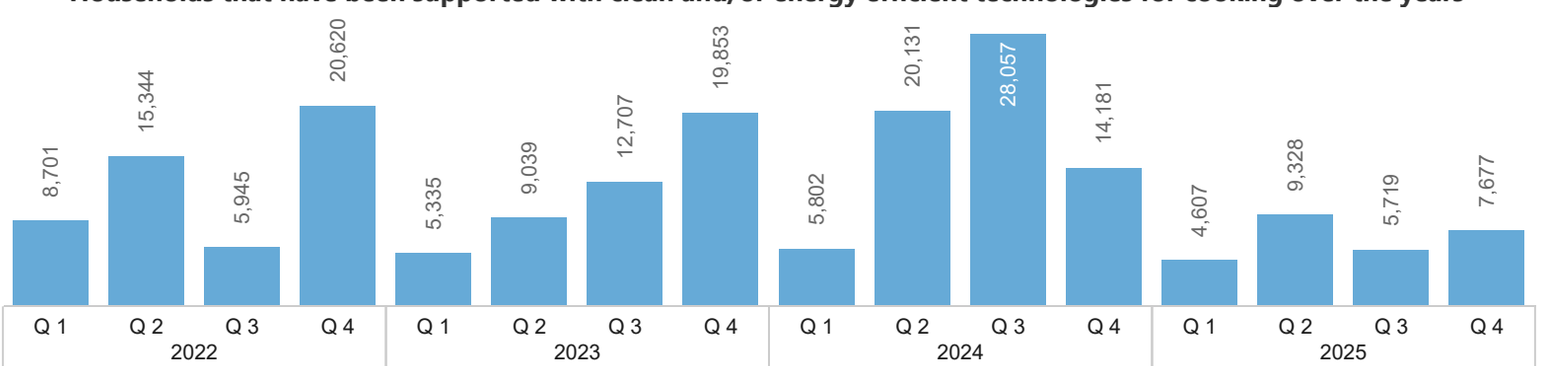

Operational presence by Location

KOBOKO

DRC, NFA, RICE-WN

YUMBE

ADRA, Caritas, CECI Uganda, CEFORD, DCA, DRC, I CAN SSD, MC, NFA, RICE-WN, WN-CARD, WVI

ADJUMANI

LWF, WVI, YSAT

MADI OKOLLO & TEREGO

AVSI, CEFORD, DCA, DRC, NFA, RICE-WN, WN-CARD, YSAT

KIKUUBE

ACF, AVSI, Caritas, LWF, NFA, Nsamizi

KYEGEGWA

AYAN, NFA, Nsamizi

KAMWENGE

NFA, Nsamizi, SOS

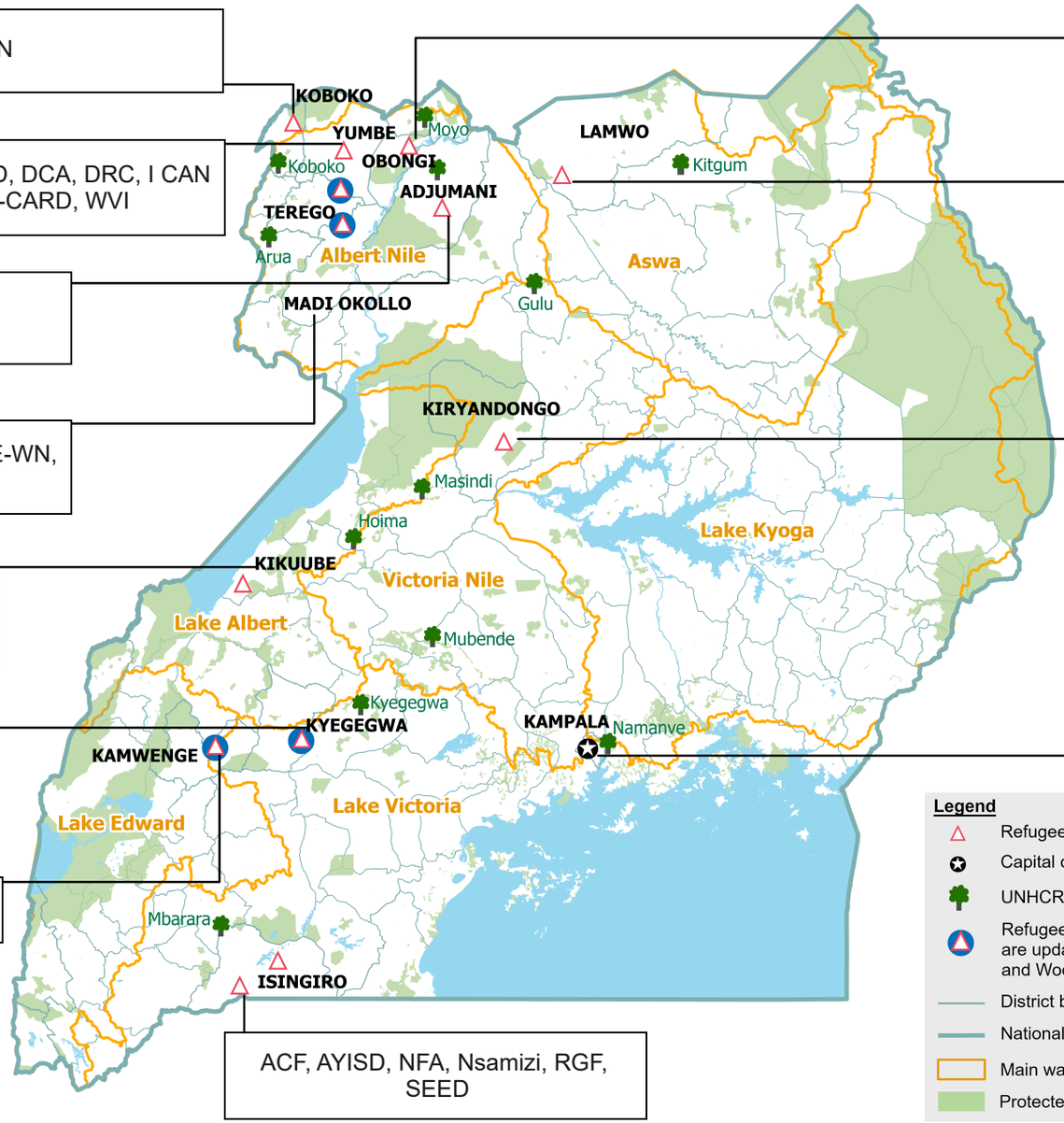

OBONGI

DRC, LWF, NFA, RICE-WN

LAMWO

AWR, Lamwo DLG, LWF, NFA

KIRYANDONGO

ACF, AYAN, FAO, LWF, NFA

KAMPALA

RGF

ACF, AYISD, NFA, Nsamizi, RGF, SEED

Environment & Energy Dashboard

Uganda Refugee Response Plan (RRP) 2024-2025

Q4 2025

January - December 2025

Performance Indicator summary

OUTCOME 1: ENVIRONMENT

# of Hectares of wetlands restored and protected

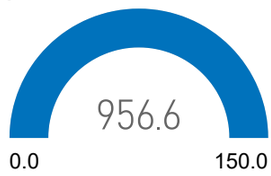

Hectares of woodlots/ plantations established

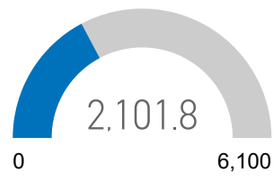

# of Hectares of woodlots/ plantations maintained

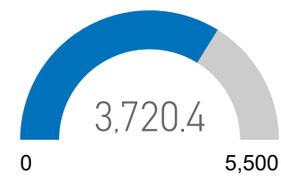

# of awareness and sensitization radio shows conducted

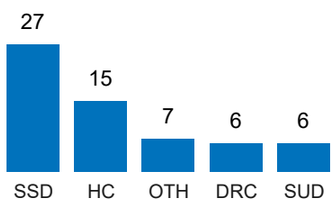

# of environment sensitization trainings conducted

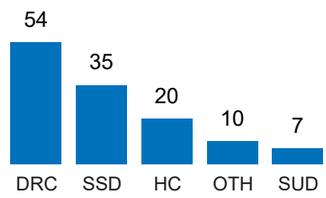

OUTCOME 2: ENERGY

# of HHs supported with clean and energy efficient technologies for cooking

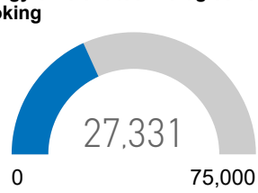

# of HHs using clean and alternative fuels for cooking

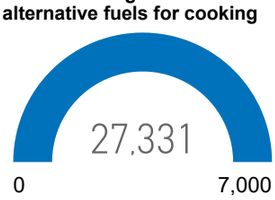

# of institutions using energy efficient cooking technologies

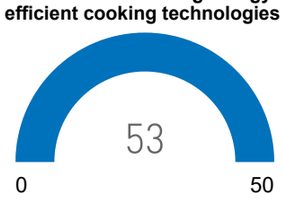

# of local artisans trained, certified in construction of energy efficient technologies

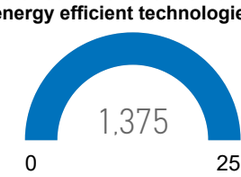

# of sensitizations conducted on energy saving practices

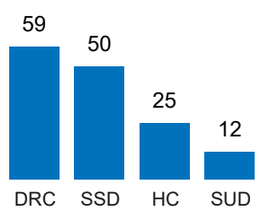

# of trained/ certified technicians for installation, repair and maintenance of so...

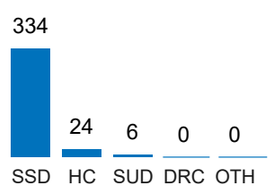

# of energy saving stoves made

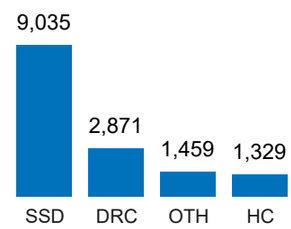

# of energy saving stoves distributed

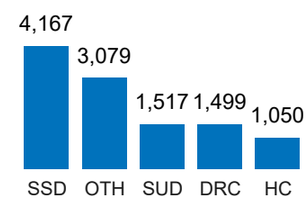

# of beneficiaries receiving through cash for work in Environment and Energy activities

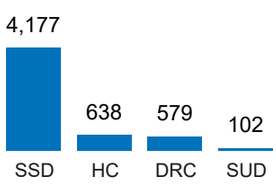

Total cash value of cash for work (UGX)

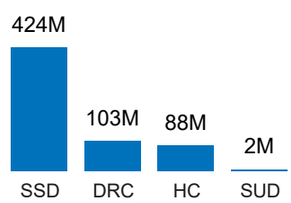

Indicator Performance Matrix*

Indicator name	Target	Value	Variance
# of hectares for wetlands, lakeshores and riverbanks restored and protected	100	3,193	-3,093
# of hectares of CFRs and LFRs restored and maintained	50	2,542	-2,492
# of hectares of woodlots/plantations established	6,100	2,102	3,998
# of hectares woodlots/plantations maintained	5,500	3,720	1,780
# of hh supported with clean and/or energy efficient technologies for cooking	75,000	27,331	47,669
# of hh using clean and alternative fuels for cooking	7,000	27,331	-20,331
# of institutions using energy efficient cooking technologies	50	61	-11
# of local artisans trained, certified and engaged in construction/ fabrication of energy efficient cooking technologies	25	1,375	-1,350
# of tonnes of briquettes produced for cooking (broken down by used for own consumption and sold)	95	650	-555

Note: *Data in the indicator performance matrix* shows cumulative progress as of current reporting period*