Health & Nutrition Dashboard

Uganda Refugee Response Plan (RRP) 2024-2025

Reporting Quarter

Q4 2025

Sector overview

The Public Health strategy envisions a country where refugees, and host communities of all ages have healthy lives, and their well-being is promoted in line with Sustainable Development Goal 3. Refugee health services are delivered in line with the Uganda Health Policy, Health Subprogram strategic plan 2025/26-2029/30, the Health Subprogram Integrated Refugee Response Plan, in support of Uganda pledges at the Global Refugee Forum.

Analysis of results

In Q4 refugees accessed health services at 89 static health facilities and outreach posts. A total of 419,085 (311,592 refugees, 107,493 nationals) consultations were reported at OPD, and 32,263 admissions (18,723 refugees, 13,540 nationals). 13,575 live births (7,360 refugees, 6,215 nationals) were conducted at the facilities with 98% skilled birth attendance. A total of 10,690 (8,637 refugees and 2,053 nationals) mental health consultations were registered in Q4 close to 48% of all the mental health cases were due to epilepsy. Under-five and crude mortality rates decreased from 0.15 in Q3 to 0.09 in Q4 of 2025. Consultations were conducted and average consultations per clinician per day stood at 45 in Q4 a reduction from 53 in Q3 2025, and this is within the standard of less than 50.

In Q4, blanket supplementary feeding programme (BSFP) reached 950 children below 5 years down from 1,485 in Q3 and 192 pregnant and breastfeeding women down from 491 in Q3 at Nyakabande, Nyumanzi, Kabazana, Matanda, and Kiryandongo reception centers. The significant drop in BSFP numbers was a result of a reduction in acute malnutrition and the reduction in overall numbers of children and women at new arrival sites. Compared to Q3, acute malnutrition levels had slightly elevated at the end of December 2025 at Nyumanzi (10.3%), Nyakabande (9.8%), Matanda (11.1%), and reduced in Kabazana (7.5%) and Kiryandongo (2.5%). None of the TCs and RCs had critical malnutrition levels among children and women witnessed in Q2. In Q4, 77 children were screened and treated for SAM, 2018 children for MAM, and 117 women for acute malnutrition at Nyakabande, Nyumanzi, Kabazana, Matanda, and Kiryandongo reception/transit centers. In the refugee settlements, 7,761 children below 5 years and 2,413 pregnant and breastfeeding women were identified with acute malnutrition and successfully treated. 38,969 children received measles vaccinations on arrival.

There is an active outbreak of measles in Kiryandongo settlement. This has been an ongoing outbreak from September 2025. Cumulatively, there are 132 cases of which 9 are refugees and 123 are host population.

The Key challenges

Reduced funding continues to affect service delivery, resulting into insufficient human resources for health (HRH) to provide essential services, scale down in nutrition services, community health outreach, the availability of medicines, and the funding needed to support referral services.

Withdrawal of therapeutic Supplementary feeding programme implementation in 6 settlements and maternal child health nutrition programme closure in all locations and this led to critical levels of malnutrition at the transit centers and reception centers.

Increased number of outbreaks, Cholera, Mpox and measles strained the already limited resources available.

The Sector Priorities for Q1 2026

Stabilization of the nutrition commodity pipeline.

Local procurement of medicines, PPEs and equipment to address the gaps.

Strengthen outbreak response for cholera & measles.

Mortality causes

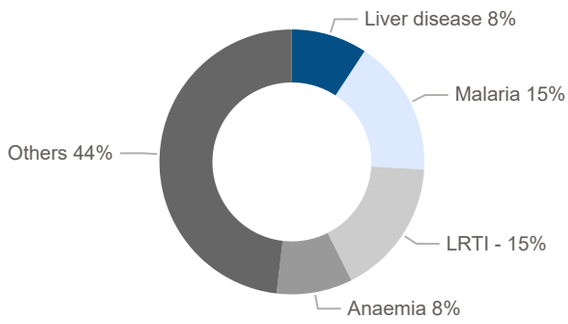

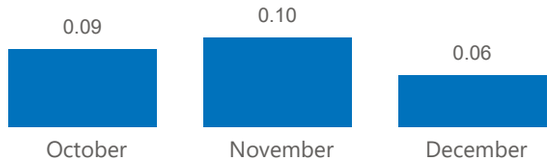

Under-5 mortality rate per 1,000 children

Morbidity causes

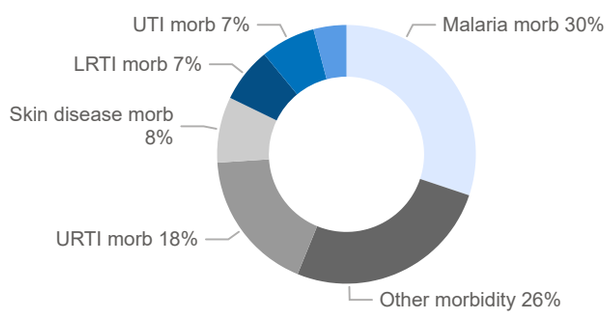

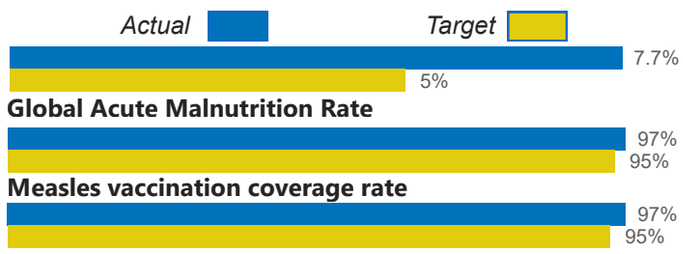

Achievement data source: HMIS/IRHIS (reported by sector lead) **Author:** UNHCR representation in Uganda **Feedback:** ugakaimug@unhcr.org

Sector contact: Dr. Brian Luswata (Ministry of Health) luswata.b@mhu.go.ug +256782626862

Dr. Ronald Nyakoojo (UNHCR) nyakoojo@unhcr.org +256783365587

For more info: www.ugandarefugees.org

Published: Mar 2026

Health & Nutrition Dashboard

Uganda Refugee Response Plan (RRP) 2024-2025

Reporting Quarter: Q4 2025

Key sector achievements

Under 5 mortality rate (<1.5 deaths/1000 population)

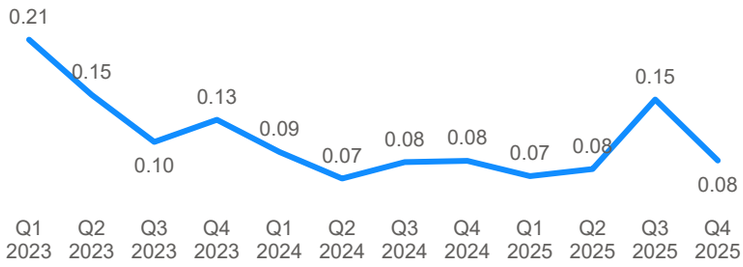

Under 5 mortality rate (<1.5 deaths/1000 population)

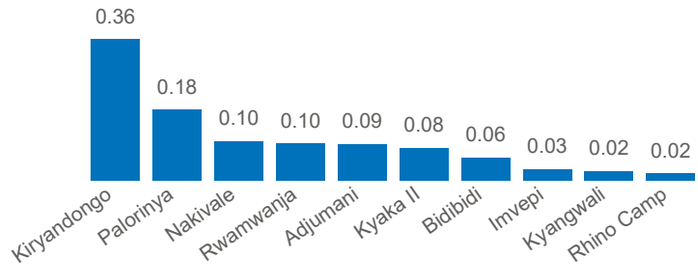

Number of Consultations

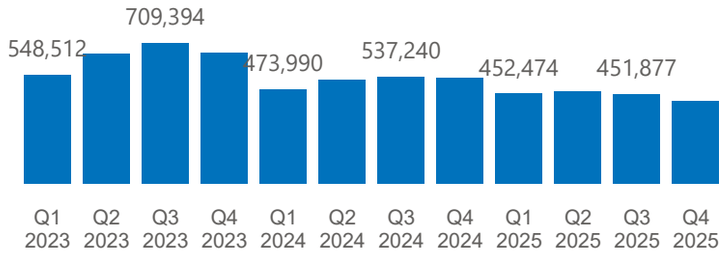

Consultation/Clinician/Day

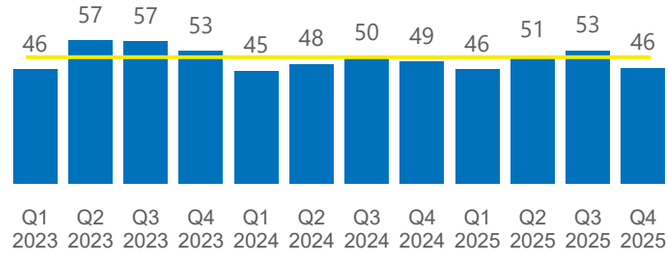

Viral load suppression rate

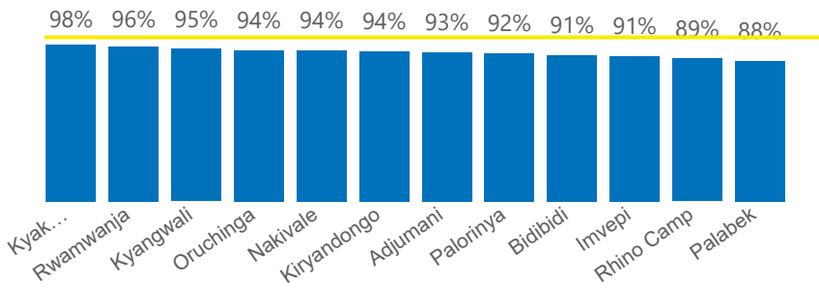

Viral load suppression rate

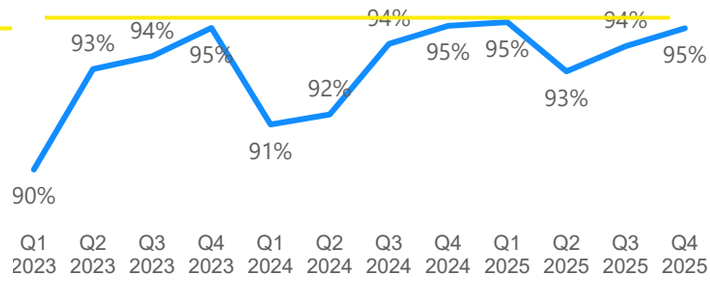

OUTCOME 1: Improved access to adequate preventive, promotive and curative services for communicable and non communicable diseases

Indicator	*Actual*	*Target/Standard*	*Actual*	*Target*
Under-5 mortality rate per 1,000 children per month				
- Congolese Refugees	0.06	1.5	0.10	1.50
- South Sudanese Refugees	0.09	1.5	0.11	1.50
- Other refugees	0.10	1.5	0.08	1.50
Global Acute Malnutrition rate				
- Congolese Refugees	4.8%	5%	4.8%	5%
- South Sudanese Refugees	9.3%	5%	9.3%	5%
- Other refugees	6.7%	5%	6.7%	5%
Consultations per clinician per day				
- Congolese Refugees	55	50.0	55	50
- South Sudanese Refugees	46	50.0	46	50
- Other refugees	47	50.0	47	50

Achievement data source: HMIS/IRHIS (reported by sector lead)
Sector contact: Dr. Brian Luswata (Ministry of Health) luswata.b@mhu.go.ug +256782626862
Author: UNHCR representation in Uganda
Dr. Ronald Nyakoojo (UNHCR) nyakoojo@unhcr.org +256783365587
Feedback: ugakaimug@unhcr.org
Info: https://data.unhcr.org/en/country/uga
Published: Mar 2026

Health & Nutrition Dashboard

Uganda Refugee Response Plan (RRP) 2024-2025

Reporting Quarter: Q4 2025

OUTCOME 2: Improved HIV-TB prevention, care and treatment services

Indicator	Actual	Target/Standard
ART retention rate		
- Congolese Refugees	70%	95%
- South Sudanese Refugees	59%	95%
- Other refugees	74%	95%
TB treatment success rate		
- Congolese Refugees	92%	95%
- South Sudanese Refugees	98%	95%
- Other refugees	51%	95%
Viral load suppression rate		
- Congolese Refugees	97%	95%
- South Sudanese Refugees	93%	95%
- Other refugees	95%	95%

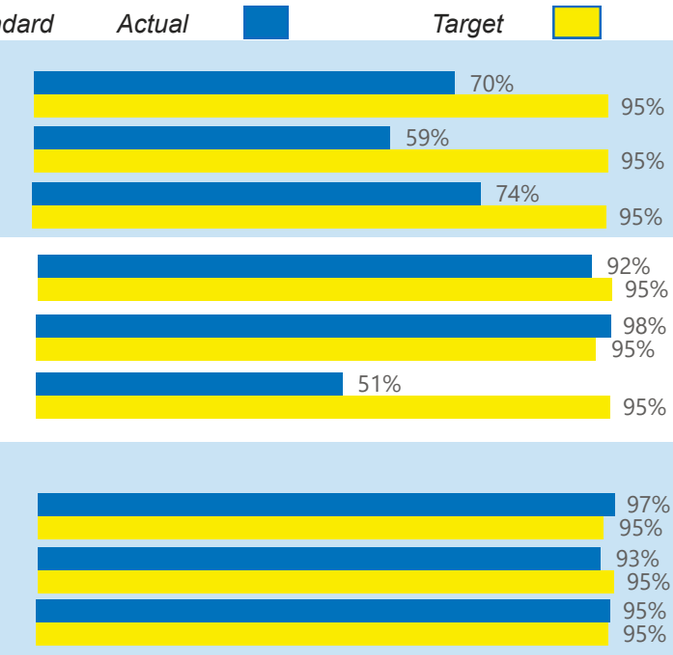

OUTCOME 3: Strengthening the national health care system capacity to cope with the increasing demand for health services by refugees and host population.

Indicator	Actual	Target/Standard
Health facility accreditation rate		
- Congolese Refugees	80%	100%
- South Sudanese Refugees	78%	100%
- Other refugees	100%	100%
Health Center IV and District referral hospitals supported		
- Congolese Refugees	80%	100%
- South Sudanese Refugees	83%	100%
- Other refugees	50%	100%
Monthly health & nutrition coordination meetings		
- Congolese Refugees	100%	100%
- South Sudanese Refugees	100%	100%
- Other refugees	100%	100%

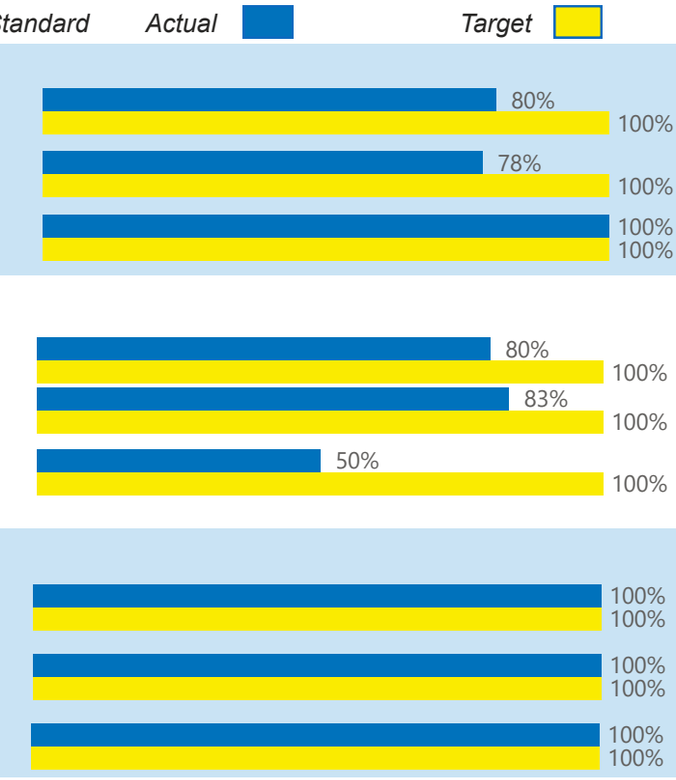

Funding	Total required	Received	Gap
	$134M	$29.4M	$104.6M

Achievement data source: HMIS/IRHIS (reported by sector lead)
Sector contact: Dr. Brian Luswata (Ministry of Health) luswata.b@mhu.go.ug +256782626862
Author: UNHCR representation in Uganda
Dr. Ronald Nyakoojo (UNHCR) nyakoojo@unhcr.org +256783365587
Feedback: ugakaimug@unhcr.org
Info: https://data.unhcr.org/en/country/uga

Published: Mar 2026

Health & Nutrition Dashboard

Uganda Refugee Response Plan (RRP) 2024-2025

Reporting Quarter

Q4 2025

Operational presence

Partners by thematic areas

Primary Health Care - 16
Surveillance - 3
ASRH & GBV - 11

Nutrition & food security - 20
Mental Health & Psychosocial support - 5
HIV & TB - 2

Health systems strengthening -2
Coordination & Supervision - 5
Referral services - 6

ACF, ARRH, AVSI, KDLG, MSU, PALM Corps, RICE-WN, TPO

ACF, ACORD, HHA, IRC, PALM Corps, UNHCR, UNICEF, WFP, YRRH, Yumbe DLG

AFI, ARRH, CARE, IRC, MSF, MSU, PALM Corps, PMI Uganda, RICE-WN, SCI, Terego DLG, TPO, UNFPA, UNHCR, UNICEF, URCS, WFP, WHH, WHO

AFI, AMREF, ARRH, CARE, IRC, Madi Okollo DLG, MSF, MSU, PALM Corps, Plan, RICE-WN, SCI, TPO, UNFPA, UNHCR, UNICEF, URCS, WFP, WHH, WHO

ACF, FCA, HFU, Hoima RRH, Kikuube DLG, LWF, MTI, UNHCR, UNICEF, WFP

ADRA, AHA, CARE, FCA, FPRRH, HI, IOM, Kabarole research Resource center, Kyegegwa DLG, LWF, MTI, Nsamizi, OPM, Ripple Effect, TPO, UNFPA, UNHCR, UNICEF, WFP, WVI

ADRA, AVISI, FPRRH, Kamwenge DLG, LWF, MTI, NARO, Nsamizi, SCI, UNHCR, UNICEF, WFP

Kisoro DLG, MTI, UNHCR, UNICEF, WFP

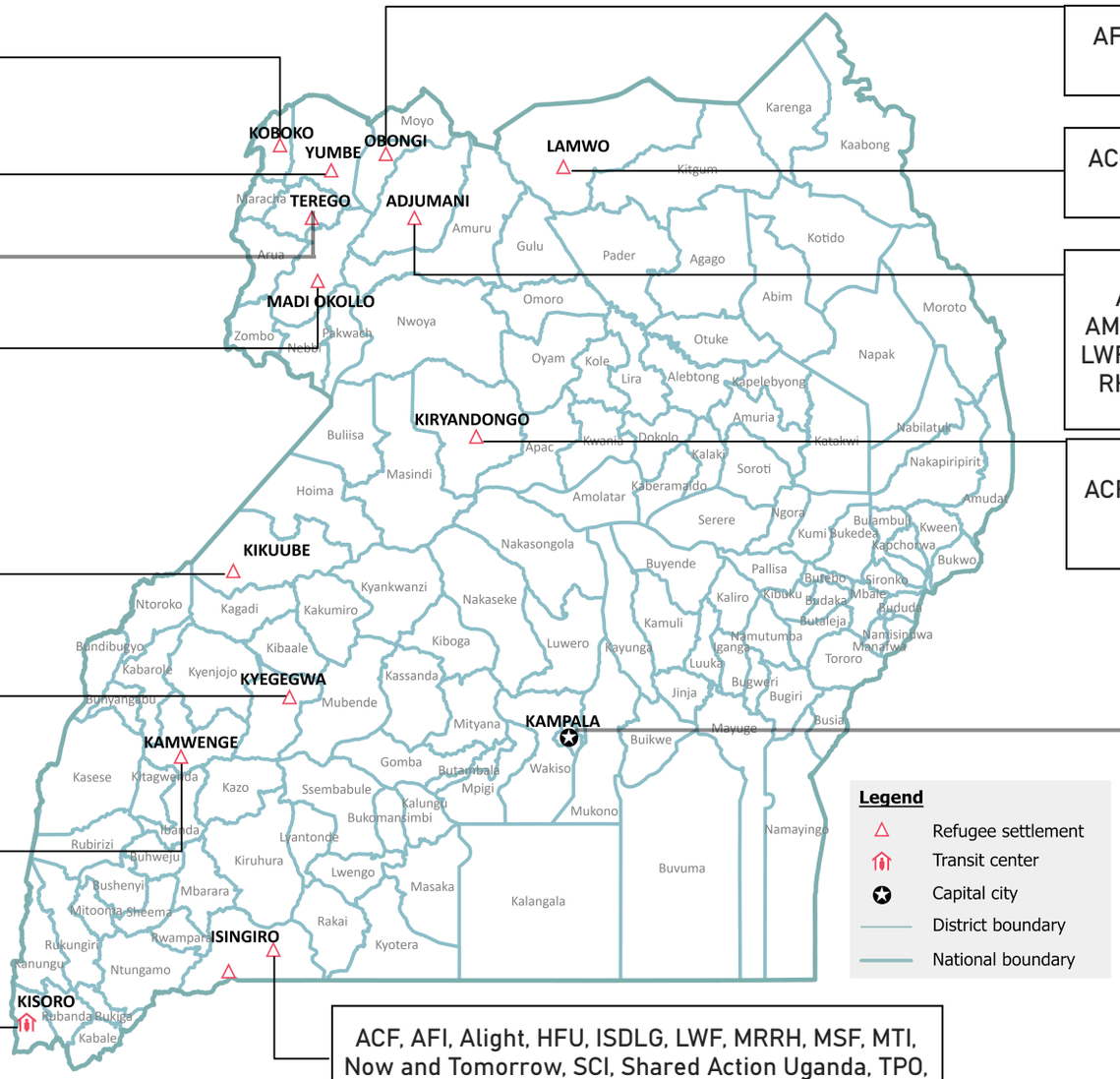

AFOD, ARRH, IsraAID, LWF, MTI, Obongi DLG, SCI, UNFPA, UNHCR, UNICEF, WFP

ACORD, FH, Gulu RRH, IRC, Lamwo DLG, LWF, UNHCR, UNICEF, WFP

ACF, ACODEV, Adjumani DLG, AFI, AFOD, AMREF, AVISI, AVSI, CARE, FFH, Gulu RRH, IDI, LWF, MTI, PACHEDO, REACH A HAND UGANDA, RHU, SCI, TUTAPONA, UNHCR, UNICEF, WFP

ACF, AFI, AFOD, Hoima RRH, IRC, Kiryandongo DLG, TPO, UNHCR, UNICEF, WFP

AHA, KCCA, UNHCR, UNICEF

ACF, AFI, Alight, HFU, ISDLG, LWF, MRRH, MSF, MTI, Now and Tomorrow, SCI, Shared Action Uganda, TPO, TUTAPONA, UNHCR, UNICEF, WFP

Achievement data source: HMIS/IRHIS (reported by sector lead)

Sector contact: Dr. Brian Luswata (Ministry of Health)
luswata.b@mhu.go.ug +256782626862

Author: UNHCR representation in Uganda
Dr. Ronald Nyakoojo (UNHCR)
nyakoojo@unhcr.org +256783365587

Feedback: ugakaimug@unhcr.org

Info:https://data.unhcr.org/en/country/uga
Published: Mar 2026