Uganda Country Refugee Response Plan (UCRRP)
Critical Indicator Tracking Matrix - **Nyumanzi Reception Centre**

As of *27/02/2026 - 05/03/2026*

New arrivals

1,324
Arrivals since Jan 2025

111
Arrivals in the last reporting week

Occupancy

70%
The center is operating within capacity, accomodating a population of
699 compared to its capacity of
1,000 individuals

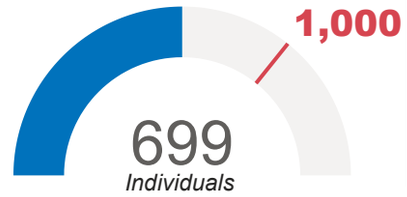

Daily new arrivals

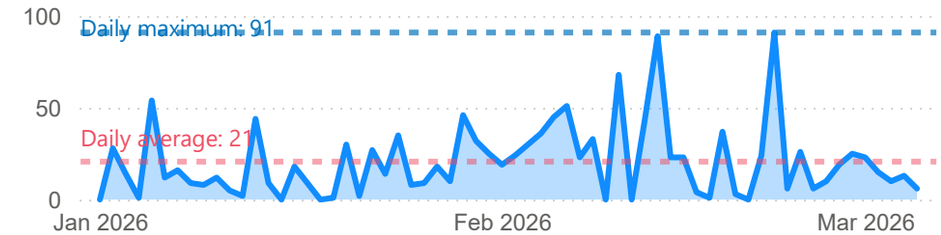

Sector	Indicator	Indicator Description / Standard	Target / Standard	Current status	What is being done - Comments	Status
Food	Food (Kilocalories/Person/Day)	2,100 kilo calories - The 2,100 kilocalories per person per day standard ensures basic energy and nutritional needs are met, typically provided through three balanced meals within the centres.	2,100	2,100	New arrivals at this reception centre are receiving 3 hot meals a day.	Gap: No
Health	% Of Arrivals Medically Screened	100 per cent	100	100	All individuals screened prior to registration. No disease outbreak was reported.	Gap: No
	Crude Mortality Rate	1 death/10000/day	1	0	No death was reported during the week.	Gap: No
	Measles Vaccine Coverage Rate	100 per cent	95	100	49 children were vaccinated against measles. There are adequate vaccines, vaccine supplies and commodities available.	Gap: No
	Skilled Birth Attendance	100 per cent	100	100	1 emergency delivery was conducted during the week with the help of skilled health workers.	Gap: No
	Under Five Mortality Rate	2 deaths/10000/day	2	0	No death was reported during the week.	Gap: No
Nutrition	Global Acute Malnutrition Rate	< 10%	10	0	16 children were screened for malnutrition but none of them were found to be malnourished.	Gap: No
	Severe Acute Malnutrition Rate	< 2%	2	0	16 children were screened for malnutrition but none of them were found to be malnourished.	Gap: No
Protection	% Of Persons Individually Registered	100 per cent of the new arrivals should be registered in ProGres V4	100	90	Registration activities are progressing smoothly, though currently not at 100%.	Gap: Yes
Shelter	Accomodation Space	3.5 SQM/person (Has holding capacity of 1,000 individuals)	1,000	699	The transit centre is operating within capacity.	Gap: No
WASH	Bathing Facilities	One facility per 50 people	14	64	No gap	Gap: No
	Health Promoters Per Refugees	One for 500	1	6	No gap	Gap: No
	Latrine Coverage	One latrine stance for 20 persons	35	73	No gap	Gap: No
	Water Coverage	Min of 15 litres/person/day	15	52	No gap	Gap: No

Indicates that there's a gap *Indicates that there's no gap*

Uganda Country Refugee Response Plan (UCRRP)
Critical Indicator Tracking Matrix - **Nyakabande Transit Centre**

As of *27/02/2026 - 05/03/2026*

New arrivals

1,523
Arrivals since Jan 2025

220
Arrivals in the last reporting week

Occupancy

48%
The center is operating within capacity, accomodating a population of
681 compared to its capacity of
1,420 individuals

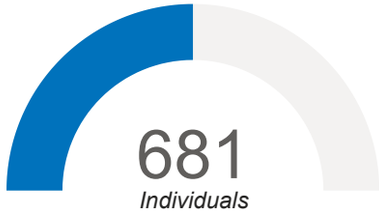

Daily new arrivals

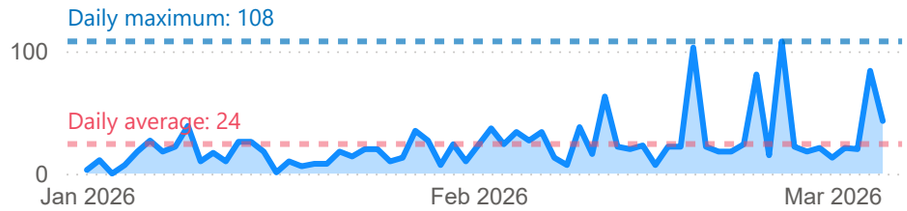

Sector	Indicator	Indicator Description / Standard	Target / Standard	Current status	What is being done - Comments	Status
Food	Food (Kilocalories/Person/Day)	2,100 kilo calories - The 2,100 kilocalories per person per day standard ensures basic energy and nutritional needs are met, typically provided through three balanced meals within the centres.	2,100	2,100	New arrivals at this transit centre are receiving 3 hot meals a day.	
Health	% Of Arrivals Medically Screened	100 per cent	100	100	All individuals screened prior to registration. No disease outbreak was reported.	
	Crude Mortality Rate	1 death/10000/day	1	0	No death was reported this week.	
	Measles Vaccine Coverage Rate	100 per cent	95	100	62 children were vaccinated against measles. There are adequate vaccines, vaccine supplies and commodities available.	
	Skilled Birth Attendance	100 per cent	100	100	2 emergency deliveries were registered with the help of skilled health workers.	
	Under Five Mortality Rate	2 deaths/10000/day	2	0	No death was registered among children under 5 years during the week.	
Nutrition	Global Acute Malnutrition Rate	< 10%	10	11	46 children were screened of whom 5 were identified with moderate acute malnutrition and enrolled in treatment.	
	Severe Acute Malnutrition Rate	< 2%	2	0	46 children were screened and no severe acute malnourished child was detected.	
Protection	% Of Persons Individually Registered	100 per cent of the new arrivals should be registered in ProGres V4	100	21	Registration activities are progressing smoothly, though currently not at 100%.	
Shelter	Accomodation Space	3.5 SQM/person (Has holding capacity of 1,420 individuals)	1,420	681	The transit centre is operating within capacity.	
WASH	Bathing Facilities	One facility per 50 people	14	23	No gap	
	Health Promoters Per Refugees	One for 500	2	7	No gap	
	Latrine Coverage	One latrine stance for 20 persons	34	95	No gap	
	Water Coverage	Min of 15 litres/person/day	15	32	No gap	

Indicates that there's a gap *Indicates that there's no gap*

Uganda Country Refugee Response Plan (UCRRP)
Critical Indicator Tracking Matrix - **Matanda Transit Centre**

As of *27/02/2026 - 05/03/2026*

New arrivals

74
Arrivals since Jan 2025

19
Arrivals in the last reporting week

Occupancy

9%
The center is operating within capacity, accomodating a population of
84 compared to its capacity of
900 individuals

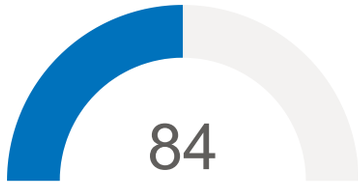

Daily new arrivals

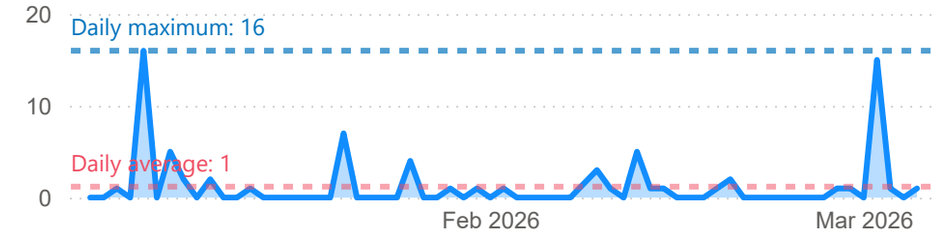

Sector	Indicator	Indicator Description / Standard	Target / Standard	Current status	What is being done - Comments	Status
Food	Food (Kilocalories/Person/Day)	2,100 kilo calories - The 2,100 kilocalories per person per day standard ensures basic energy and nutritional needs are met, typically provided through three balanced meals within the centres.	2,100	2,100	New arrivals at this transit centre are receiving 3 hot meals a day.	
Health	% Of Arrivals Medically Screened	100 per cent	100	100	All individuals screened prior to registration. No disease outbreak was reported.	
	Crude Mortality Rate	1 death/10000/day	1	0	No death was reported during the week.	
	Measles Vaccine Coverage Rate	100 per cent	95	100	13 children were vaccinated against measles.	
	Skilled Birth Attendance	100 per cent	100	0	No delivery was registered.	
	Under Five Mortality Rate	2 deaths/10000/day	2	0	No death was reported during the week.	
Nutrition	Global Acute Malnutrition Rate	< 10%	10	0	No child was screened for malnutrition.	
	Severe Acute Malnutrition Rate	< 2%	2	0	No child was screened for malnutrition.	
Protection	% Of Persons Individually Registered	100 per cent of the new arrivals should be registered in ProGres V4	100	0	No registration activities were conducted in the reporting week.	
Shelter	Accomodation Space	3.5 SQM/person (Has holding capacity of 900 individuals)	900	84	The transit centre is operating within capacity.	
WASH	Bathing Facilities	One facility per 50 people	2	25	No gap	
	Health Promoters Per Refugees	One for 500	1	2	No gap	
	Latrine Coverage	One latrine stance for 20 persons	4	25	No gap	
	Water Coverage	Min of 15 litres/person/day	15	476	No gap	

Indicates that there's a gap *Indicates that there's no gap*

Uganda Country Refugee Response Plan (UCRRP)
Critical Indicator Tracking Matrix - **Kiryandongo Reception Centre**

As of *27/02/2026 - 05/03/2026*

New arrivals

602
Arrivals since Jan 2025

588
Arrivals in the last reporting week

Occupancy

113%
The center is operating within capacity, accomodating a population of
588 compared to its capacity of
521 individuals

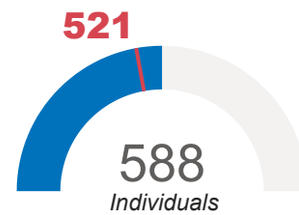

Daily new arrivals

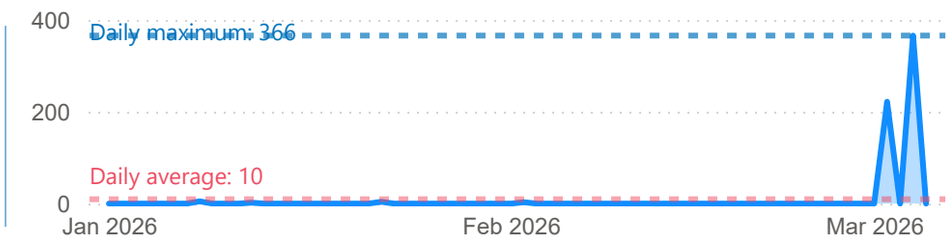

Sector	Indicator	Indicator Description / Standard	Target / Standard	Current status	What is being done - Comments	Status
Food	Food (Kilocalories/Person/Day)	2,100 kilo calories - The 2,100 kilocalories per person per day standard ensures basic energy and nutritional needs are met, typically provided through three balanced meals within the centres.	2,100	2,100	New arrivals at this reception centre are receiving 3 hot meals a day.	
Nutrition	Global Acute Malnutrition Rate	< 10%	10	0	No mass nutrition screening was conducted in the past two weeks.	
	Severe Acute Malnutrition Rate	< 2%	2	0	No mass nutrition screening was conducted in the past two weeks.	
Shelter	Accomodation Space	3.5 SQM/person (Has holding capacity of 300 individuals)	521	588	The reception centre is operating at 113% occupancy capacity.	
WASH	Bathing Facilities	One facility per 50 people	12	33	No gap	
	Health Promoters Per Refugees	One for 500	1	2	No gap	
	Latrine Coverage	One latrine stance for 20 persons	29	26	There's a gap of 3 latrine stances.	
	Water Coverage	Min of 15 litres/person/day	15	51	No gap	

Note: *Health indicators are screened at the transit centres and therefore not repeated at the reception centre.*

Indicates that there's a gap *Indicates that there's no gap*

Uganda Country Refugee Response Plan (UCRRP)
Critical Indicator Tracking Matrix - **Lokung Collection Point**

As of *27/02/2026 - 05/03/2026*

New arrivals

1,753
Arrivals since Jan 2025

153
Arrivals in the last reporting week

Occupancy

76%
The center is operating over capacity, accomodating a population of
379 compared to its capacity of
500 individuals

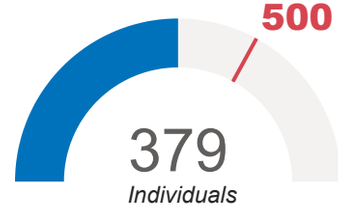

Daily new arrivals

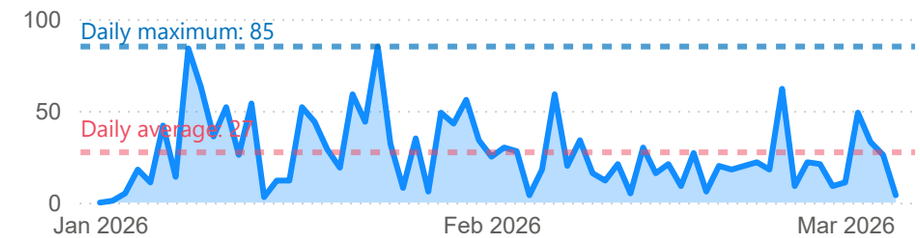

Sector	Indicator	Indicator Description / Standard	Target / Standard	Current status	What is being done - Comments	Status
Food	Food (Kilocalories/Person/Day)	2,100 kilo calories - The 2,100 kilocalories per person per day standard ensures basic energy and nutritional needs are met, typically provided through three balanced meals within the centres.	2,100	2,100	New arrivals at this reception centre are receiving 3 hot meals a day.	Gap: No
Health	% Of Arrivals Medically Screened	100 per cent	100	100	All individuals screened prior to registration. No disease outbreak was reported.	Gap: No
	Crude Mortality Rate	1 death/10000/day	1	0	No death was reported during the week among children.	Gap: No
	Measles Vaccine Coverage Rate	100 per cent	95	100	85 children were vaccinated against measles during the week.	Gap: No
	Skilled Birth Attendance	100 per cent	100	0	No emergency delivery was conducted with the assistance of skilled health workers at the health facility.	Gap: No
	Under Five Mortality Rate	2 deaths/10000/day	2	0	No death was reported during the week among children.	Gap: No
Nutrition	Global Acute Malnutrition Rate	< 10%	10	0	46 children were screened for malnutrition and none of them was found to be malnourished.	Gap: No
	Severe Acute Malnutrition Rate	< 2%	2	0	46 children were screened for malnutrition and none of them was found to be malnourished.	Gap: No
Protection	% Of Persons Individually Registered	100 per cent of the new arrivals should be registered in ProGres V4	100	43	Registration activities are progressing smoothly, though currently not at 100%.	Gap: Yes
Shelter	Accomodation Space	3.5 SQM/person (Has holding capacity of 430 individuals)	500	379	The collection point is operating within capacity.	Gap: No
WASH	Bathing Facilities	One facility per 50 people	8	112	No gap	Gap: No
	Health Promoters Per Refugees	One for 500	1	4	No gap	Gap: No
	Latrine Coverage	One latrine stance for 20 persons	19	89	No gap	Gap: No
	Water Coverage	Min of 15 litres/person/day	15	26	No gap	Gap: No

Indicates that there's a gap *Indicates that there's no gap*

Uganda Country Refugee Response Plan (UCRRP)
Critical Indicator Tracking Matrix - **Bubukwanga Transit Centre**

As of *27/02/2026 - 05/03/2026*

New arrivals

817
Arrivals since Jan 2025

127
Arrivals in the last reporting week

Occupancy

13%
The center is operating within capacity, accomodating a population of
82 compared to its capacity of
650 individuals

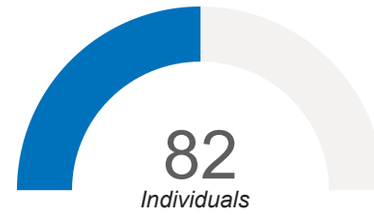

Daily new arrivals

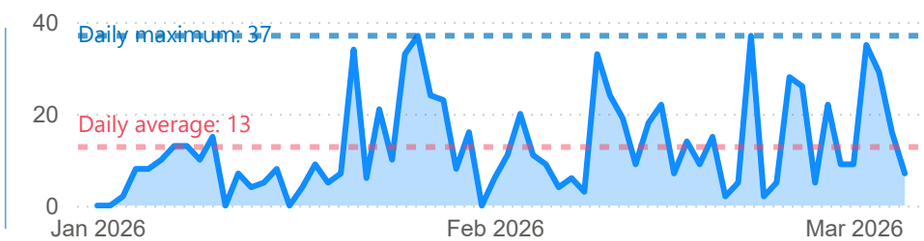

Sector	Indicator	Indicator Description / Standard	Target / Standard	Current status	What is being done - Comments	Status
Food	Food (Kilocalories/Person/Day)	2,100 kilo calories - The 2,100 kilocalories per person per day standard ensures basic energy and nutritional needs are met, typically provided through three balanced meals within the centres.	2,100	2,100	New arrivals at this reception centre are receiving 3 hot meals a day.	Gap: No
Health	% Of Arrivals Medically Screened	100 per cent	100	100	All new arivals were screened medically and no disease of outbreak potential was registered	Gap: No
	Crude Mortality Rate	1 death/10000/day	1	0	No death was reported during the week.	Gap: No
	Measles Vaccine Coverage Rate	100 per cent	95	100	41 children were vaccinated against measles. There is adequate vaccine supply.	Gap: No
	Skilled Birth Attendance	100 per cent	100	100	1 emegency delivery was conducted with the help of skilled health workers.	Gap: No
	Under Five Mortality Rate	2 deaths/10000/day	2	0	No death was reported during the week.	Gap: No
Nutrition	Global Acute Malnutrition Rate	< 10%	10	0	12 children were screened and none was found to be malnourished.	Gap: No
	Severe Acute Malnutrition Rate	< 2%	2	0	12 children were screened and none was found to be severely malnourished.	Gap: No
Protection	% Of Persons Individually Registered	100 per cent of the new arrivals should be registered in ProGres V4	100	51	Registration activities are progressing smoothly, though currently not at 100%.	Gap: Yes
Shelter	Accomodation Space	3.5 SQM/person (Has holding capacity of 650 individuals)	650	82	The transit centre is operating within capacity.	Gap: No
WASH	Bathing Facilities	One facility per 50 people	2	25	No gap	Gap: No
	Health Promoters Per Refugees	One for 500	1	157	No gap	Gap: No
	Latrine Coverage	One latrine stance for 20 persons	4	25	No gap	Gap: No
	Water Coverage	Min of 15 litres/person/day	15	329	No gap	Gap: No

Indicates that there's a gap *Indicates that there's no gap*

Uganda Country Refugee Response Plan (UCRRP)
Critical Indicator Tracking Matrix - **Kabazana Reception Centre**

As of *27/02/2026 - 05/03/2026*

New arrivals

1,132
Arrivals since Jan 2025

337
Arrivals in the last reporting week

Occupancy

25%
The center is operating within capacity, accomodating a population of
370 compared to its capacity of
1,500 individuals

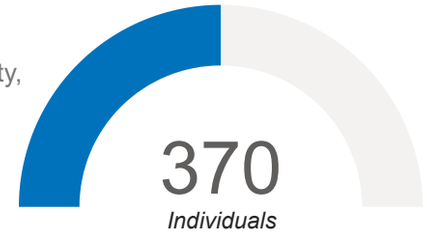

Daily new arrivals

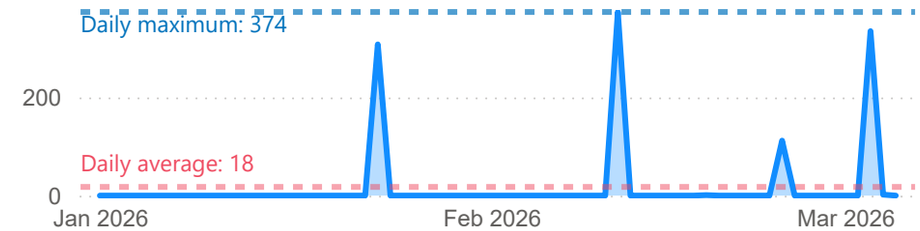

Sector	Indicator	Indicator Description / Standard	Target / Standard	Current status	What is being done - Comments	Status
Food	Food (Kilocalories/Person/Day)	2,100 kilo calories - The 2,100 kilocalories per person per day standard ensures basic energy and nutritional needs are met, typically provided through three balanced meals within the centres.	2,100	2,100	New arrivals at this reception centre are receiving 3 hot meals a day.	
Nutrition	Global Acute Malnutrition Rate	< 10%	10	0	No mass nutrition screening was conducted in the past two weeks.	
	Severe Acute Malnutrition Rate	< 2%	2	0	No mass nutrition screening was conducted in the past two weeks.	
Protection	% Of Persons Individually Registered	100 per cent of the new arrivals should be registered in ProGres V4	100	100	Arrivals relocated to Kabazana have already been registered.	
Shelter	Accomodation Space	3.5 SQM/person (Has holding capacity of 1,500 individuals)	1,500	370	The reception centre is operating within capacity.	
WASH	Bathing Facilities	One facility per 50 people	7	62	No gap	
	Health Promoters Per Refugees	One for 500	1	222	No gap	
	Latrine Coverage	One latrine stance for 20 persons	19	36	No gap	
	Water Coverage	Min of 15 litres/person/day	15	15	No gap	

Note: *Health indicators are screened at the transit centres and therefore not repeated at the reception centre.*

Indicates that there's a gap *Indicates that there's no gap*

Uganda Country Refugee Response Plan (UCRRP)
Critical Indicator Tracking Matrix - **Kagoma Reception Centre**

As of *27/02/2026 - 05/03/2026*

New arrivals

327
Arrivals since Jan 2025

71
Arrivals in the last reporting week

Occupancy

36%
The center is operating within capacity, accomodating a population of
439 compared to its capacity of
1,230 individuals

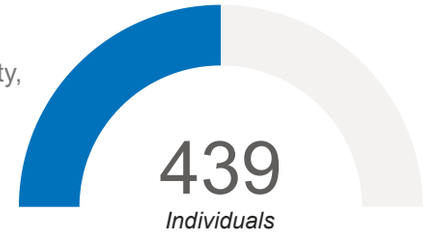

Daily new arrivals

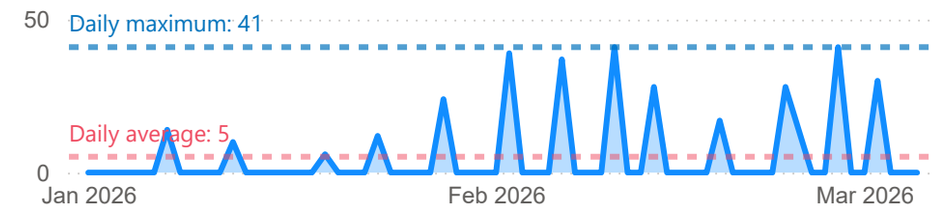

Sector	Indicator	Indicator Description / Standard	Target / Standard	Current status	What is being done - Comments	Status
Food	Food (Kilocalories/Person/Day)	2,100 kilo calories - The 2,100 kilocalories per person per day standard ensures basic energy and nutritional needs are met, typically provided through three balanced meals within the centres.	2,100	2,100	New arrivals at this reception centre are receiving 3 hot meals a day.	
Nutrition	Global Acute Malnutrition Rate	< 10%	10	0	No mass nutrition screening was conducted in the past two weeks.	
	Severe Acute Malnutrition Rate	< 2%	2	0	No mass nutrition screening was conducted in the past two weeks.	
Protection	% Of Persons Individually Registered	100 per cent of the new arrivals should be registered in ProGres V4	100	24	Registration activities are progressing smoothly, though currently not at 100%.	
Shelter	Accomodation Space	3.5 SQM/person (Has holding capacity of 1,230 individuals)	1,230	439	The reception centre is operating within capacity.	
WASH	Bathing Facilities	One facility per 50 people	9	29	No gap	
	Health Promoters Per Refugees	One for 500	1	4	No gap	
	Latrine Coverage	One latrine stance for 20 persons	22	54	No gap	
	Water Coverage	Min of 15 litres/person/day	15	91	No gap	

Note: *Health indicators are screened at the transit centres and therefore not repeated at the reception centre.*

Indicates that there's a gap *Indicates that there's no gap*

Uganda Country Refugee Response Plan (UCRRP)
Critical Indicator Tracking Matrix - **Sebagoro Transit Centre**

As of *27/02/2026 - 05/03/2026*

New arrivals

359
Arrivals since Jan 2025

47
Arrivals in the last reporting week

Occupancy

44%
The center is operating within capacity, accomodating a population of
132 compared to its capacity of
300 individuals

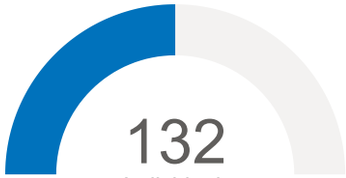

Daily new arrivals

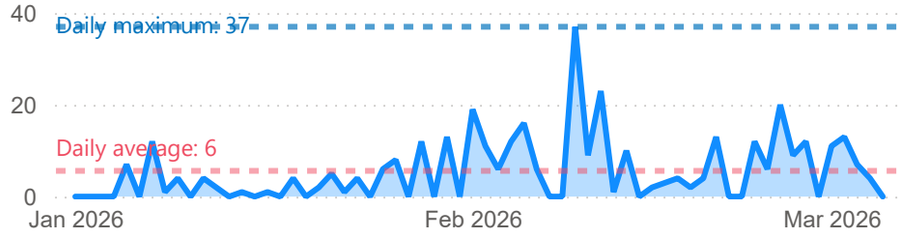

Sector	Indicator	Indicator Description / Standard	Target / Standard	Current status	What is being done - Comments	Status
Food	Food (Kilocalories/Person/Day)	2,100 kilo calories - The 2,100 kilocalories per person per day standard ensures basic energy and nutritional needs are met, typically provided through three balanced meals within the centres.	2,100	2,100	New arrivals at this reception centre are receiving 3 hot meals a day.	
Health	% Of Arrivals Medically Screened	100 per cent	100	0	No screening was done	
	Crude Mortality Rate	1 death/10000/day	1	0	No death was reported during the week.	
	Measles Vaccine Coverage Rate	100 per cent	95	0	No child was vaccinated against measles. There are adequate vaccines, vaccine supplies and commodities available.	
	Skilled Birth Attendance	100 per cent	100	0	No delivery was registered.	
	Under Five Mortality Rate	2 deaths/10000/day	2	0	No death was reported during the week.	
Nutrition	Global Acute Malnutrition Rate	< 10%	10	0	No mass nutrition screening was conducted in the past two weeks.	
	Severe Acute Malnutrition Rate	< 2%	2	0	No mass nutrition screening was conducted in the past two weeks.	
Shelter	Accomodation Space	3.5 SQM/person (Has holding capacity of 300 individuals)	300	132	The transit centre is within capacity.	
WASH	Bathing Facilities	One facility per 50 people	3	10	No gap	
	Health Promoters Per Refugees	One for 500	1	1	No gap	
	Latrine Coverage	One latrine stance for 20 persons	7	7	No gap	
	Water Coverage	Min of 15 litres/person/day	15	61	No gap	

Indicates that there's a gap *Indicates that there's no gap*

Uganda Country Refugee Response Plan (UCRRP)
Critical Indicator Tracking Matrix - **Ocea Reception Centre**

As of *27/02/2026 - 05/03/2026*

New arrivals

1,299
Arrivals since Jan 2025

129
Arrivals in the last reporting week

Occupancy

85%
The center is operating over capacity, accomodating a population of
724 compared to its capacity of
850 individuals

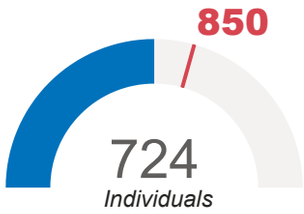

Daily new arrivals

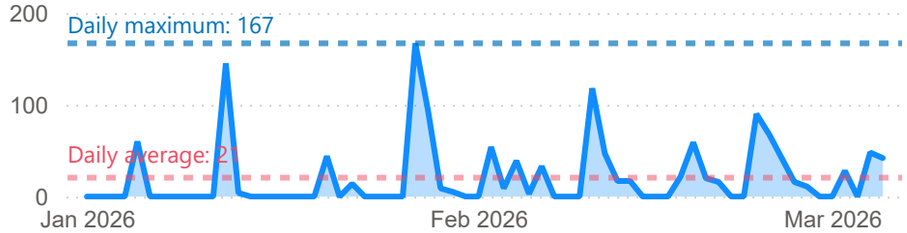

Sector	Indicator	Indicator Description / Standard	Target / Standard	Current status	What is being done - Comments	Status
Food	Food (Kilocalories/Person/Day)	2,100 kilo calories - The 2,100 kilocalories per person per day standard ensures basic energy and nutritional needs are met, typically provided through three balanced meals within the centres.	2,100	2,100	New arrivals at this reception centre are receiving 3 hot meals a day.	
Health	% Of Arrivals Medically Screened	100 per cent	100	0	No screening was done	
	Crude Mortality Rate	1 death/10000/day	1	0	No death was reported during the week.	
	Measles Vaccine Coverage Rate	100 per cent	95	0	No child was vaccinated against measles. There are adequate vaccines, vaccine supplies and commodities available.	
	Skilled Birth Attendance	100 per cent	100	0	No delivery was registered.	
	Under Five Mortality Rate	2 deaths/10000/day	2	0	No death was reported during the week.	
Nutrition	Global Acute Malnutrition Rate	< 10%	10	0	No mass nutrition screening was conducted in the past two weeks.	
	Severe Acute Malnutrition Rate	< 2%	2	0	No mass nutrition screening was conducted in the past two weeks.	
Shelter	Accomodation Space	3.5 SQM/person (Has holding capacity of 300 individuals)	850	724	The reception centre is operating within capacity.	
WASH	Bathing Facilities	One facility per 50 people	14	16	No gap	
	Health Promoters Per Refugees	One for 500	1	5	No gap	
	Latrine Coverage	One latrine stance for 20 persons	36	33	There's a gap of 3 latrine stances.	
	Water Coverage	Min of 15 litres/person/day	15	28	No gap	

Indicates that there's a gap *Indicates that there's no gap*