UNHCR
The UN Refugee Agency

ETHIOPIA

Refugees and Internally Displaced Persons

As of 28 February 2026

Refugees and Asylum seekers

1,125,327

Total Refugees and Asylum seekers

1,012,319 refugees | 113,008 asylum-seekers
Female: 52% | Male: 48%
Main country origin: South Sudan (43%), Somalia (32%), Eritrea (15%) and Sudan (9%)

Age-gender breakdown

- 51% Children (0 -17 years)
- 46% Adults (18 - 59 years)
- 3% Elderly (60+)
- 78% Women & Children

Population distribution

- 72,783 (6%) Urban (Addis Ababa & Mekele)
- 252,428 (22%) Sites & Settlements (Alemwech, Mirqaan, Aftit, Ura...)
- 800,116 (72%) Camps (20 refugee camps)

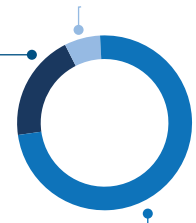

Population trends

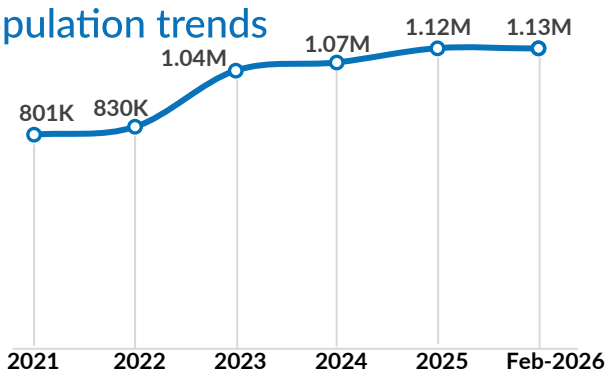

IDPs and IDP Returnees

1,919,993

Internally Displaced Persons (IDPs)

Sources: DTM Site Assessment Round 37 (August 2024)
This figure includes IDPs in different formal and informal locations
According to the latest DTM National displacement Report 20

2,813,489

IDP Returnees

Sources: DTM National displacement Report 20

IDPs and IDP Returnees by region

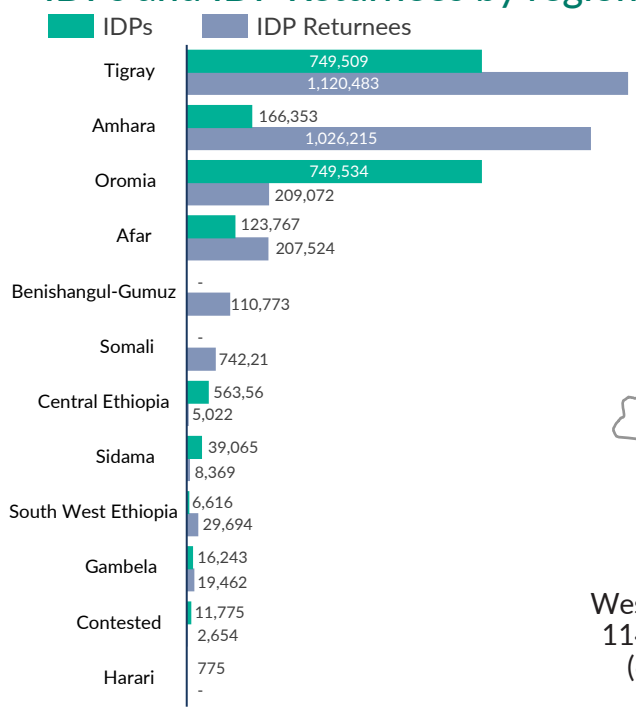

Top 5 zones of origin | IDPs

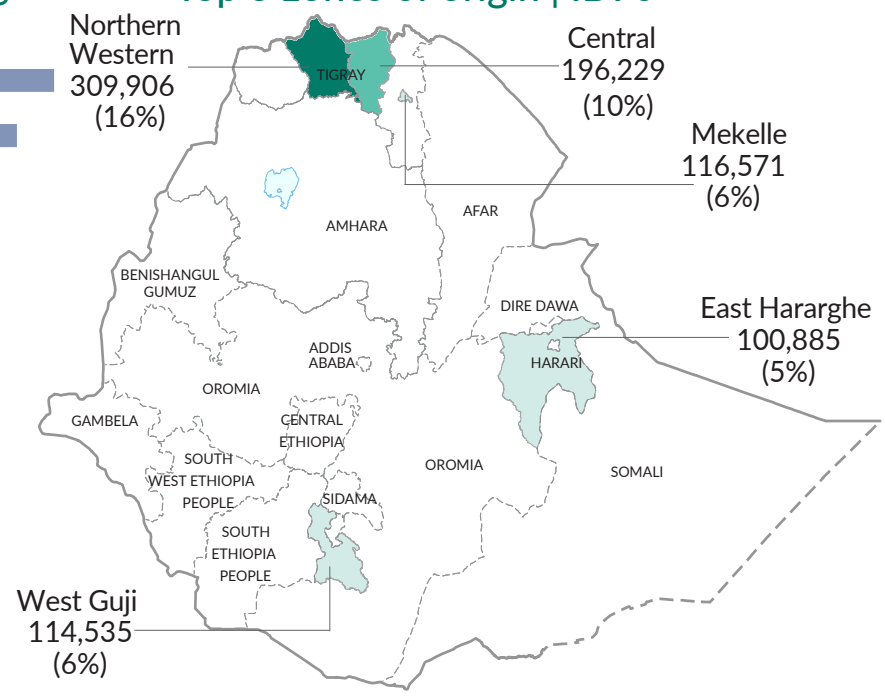

Population trends | IDPs

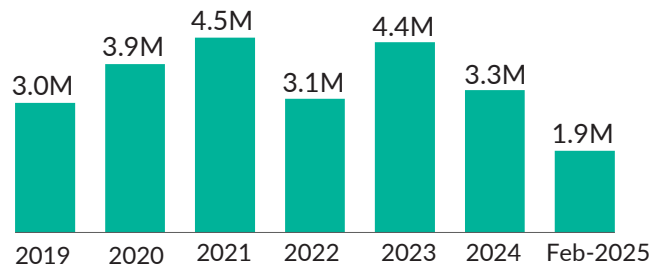

Reason of displacement | IDPs

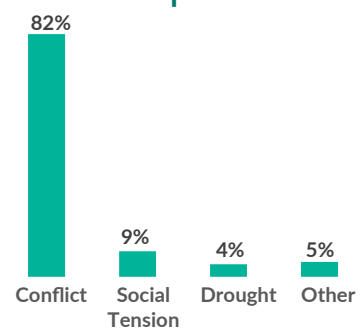

Population by region

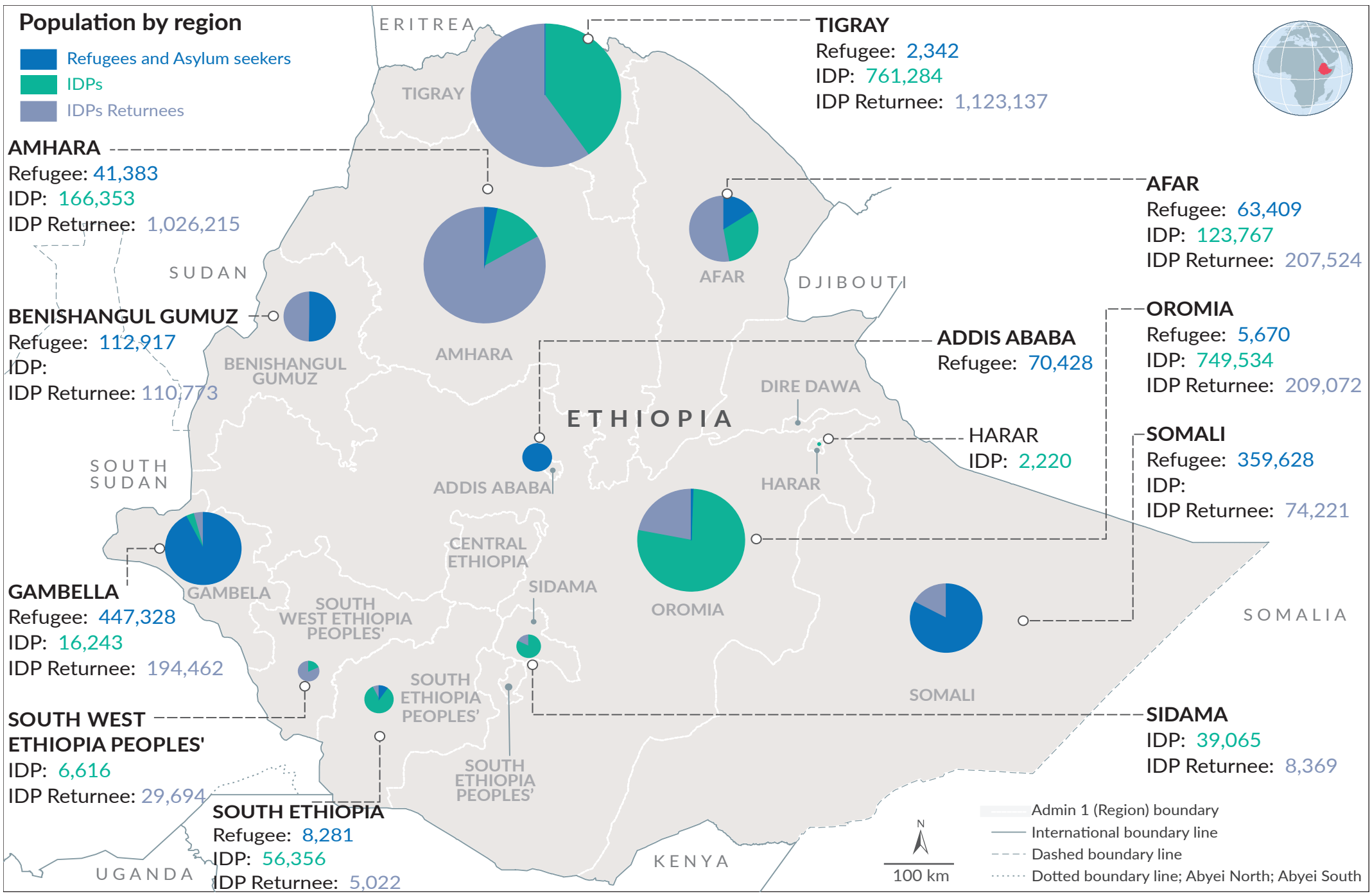

*The boundaries and names shown and the designations used on this map do not imply official endorsement or acceptance by the United Nations. * Final boundary between the Republic of Sudan and the Republic of South Sudan; and between Ethiopia and Somalia has not yet been determined.*

Printing date: March 24, 2026 **Sources:** UNCS, UNHCR, DTM (IOM), CSA Ethiopia **Author:** UNHCR - CO Ethiopia **Feedback:** IM unit Addis Ababa, ethadim@unhcr.org