EGYPT
Registered Population (Refugees and Asylum Seekers)

as of 31 March 2026

1,099,595 Registered population

441,954 Registered households

74.8% Women and children

19.7% Persons with specific needs

Age & gender of registered population

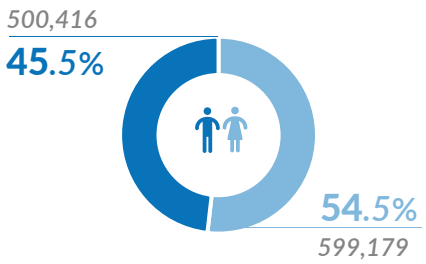

Male	%	Age	%	Female
35,033	3%	60+	4%	39,453
241,999	22%	18 - 59	31%	342,128
80,390	7%	12 - 17	7%	79,374
90,505	8%	5 - 11	8%	87,224
52,489	5%	0 - 4	5%	51,000

Male ■ ■ Female

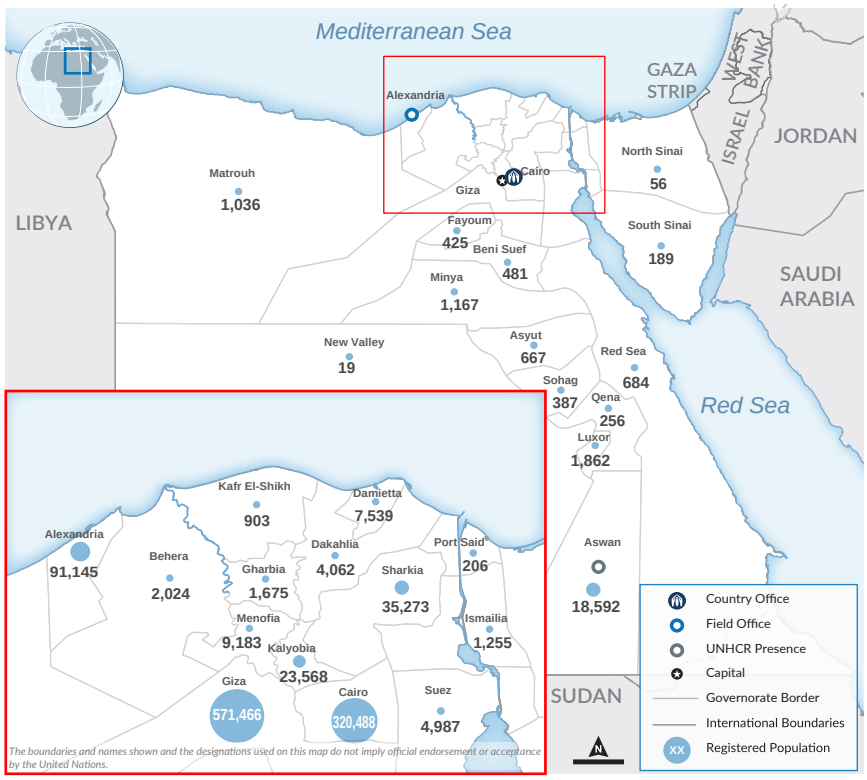

Persons with specific needs*

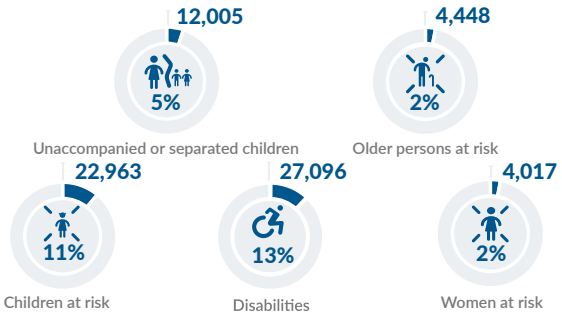

*Individuals who may face particular vulnerabilities and barriers to access services and protection, due to factors such as age, disability, health conditions, or other vulnerabilities. For more information please click on the link here.

Population by nationality

845,957 Sudanese

103,380 Syrians

150,258 Other Nationalities

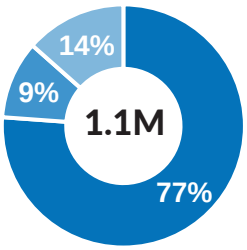

Population growth

Percentage growth in Sudanese refugee numbers versus all nationalities between 31 March 2023 (pre Sudan crisis) and 31 March 2026.

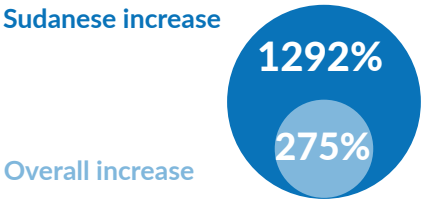

Trend of population by nationality

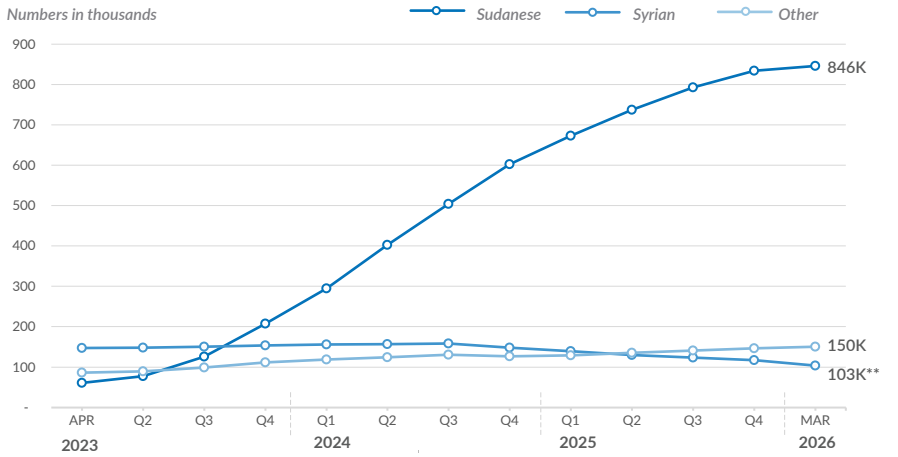

** Syrian refugee numbers dropped since October 2024 as UNHCR resumed inactivating cases who did not renew their documents. Additionally, following recent political developments in Syria, there has been a significant increase in asylum closure requests from Syrian refugees.

UNHCR is grateful for the contributions from its donors

Private donors in China, Canada, Germany, Italy, Japan, MENA, the Netherlands, the Republic of Korea, Spain, Sweden, UK and USA.