Uganda Country Refugee Response Plan (UCRRP)
Critical Indicator Tracking Matrix - **Nyumanzi Reception Centre**

As of *27/03/2026 - 02/04/2026*

New arrivals

1,683
Arrivals since Jan 2025

68
Arrivals in the last reporting week

Occupancy

11%
The center is operating within capacity, accomodating a population of
107 compared to its capacity of
1,000 individuals

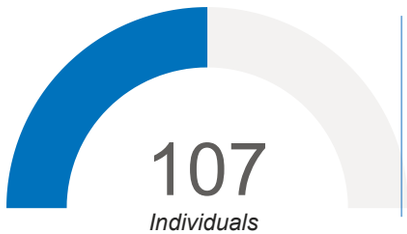

Daily new arrivals

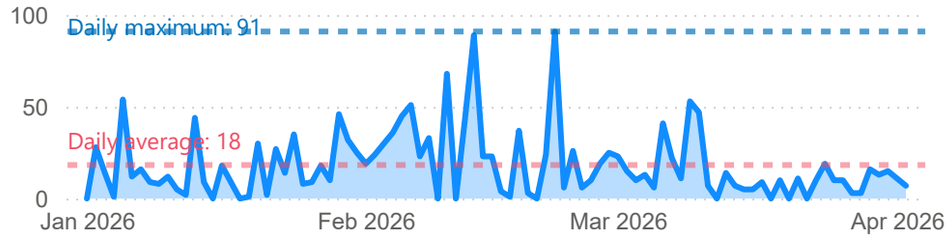

Sector	Indicator	Indicator Description / Standard	Target / Standard	Current status	What is being done - Comments	Status
Food	Food (Kilocalories/Person/Day)	2,100 kilo calories - The 2,100 kilocalories per person per day standard ensures basic energy and nutritional needs are met, typically provided through three balanced meals within the centres.	2,100	2,100	New arrivals at this reception centre are receiving 3 hot meals a day.	Indicates that there's no gap
Health	% Of Arrivals Medically Screened	100 per cent	100	100	All individuals screened prior to registration. No disease outbreak was reported.	Indicates that there's no gap
	Crude Mortality Rate	1 death/10000/day	1	0	No death was reported during the week.	Indicates that there's no gap
	Measles Vaccine Coverage Rate	100 per cent	95	100	33 children were vaccinated against measles. There are adequate vaccines, vaccine supplies and commodities available.	Indicates that there's no gap
	Skilled Birth Attendance	100 per cent	100	0	No emergency delivery was conducted during the week.	Indicates that there's no gap
	Under Five Mortality Rate	2 deaths/10000/day	2	0	No death was reported during the week.	Indicates that there's no gap
Nutrition	Global Acute Malnutrition Rate	< 10%	10	0	12 children were screened for malnutrition but none of them were found to be malnourished.	Indicates that there's no gap
	Severe Acute Malnutrition Rate	< 2%	2	0	12 children were screened for malnutrition but none of them were found to be malnourished.	Indicates that there's no gap
Protection	% Of Persons Individually Registered	100 per cent of the new arrivals should be registered in ProGres V4	100	22	Registration activities are progressing smoothly, though currently not at 100%.	Indicates that there's a gap
Shelter	Accomodation Space	3.5 SQM/person (Has holding capacity of 1,000 individuals)	1,000	107	The transit centre is operating within capacity.	Indicates that there's no gap
WASH	Bathing Facilities	One facility per 50 people	2	64	No gap	Indicates that there's no gap
	Health Promoters Per Refugees	One for 500	1	6	No gap	Indicates that there's no gap
	Latrine Coverage	One latrine stance for 20 persons	5	73	No gap	Indicates that there's no gap
	Water Coverage	Min of 15 litres/person/day	15	336	No gap	Indicates that there's no gap

Indicates that there's a gap *Indicates that there's no gap*

Uganda Country Refugee Response Plan (UCRRP)
Critical Indicator Tracking Matrix - **Nyakabande Transit Centre**

As of *27/03/2026 - 02/04/2026*

New arrivals

2,227
Arrivals since Jan 2025

176
Arrivals in the last reporting week

Occupancy

11%
The center is operating within capacity, accomodating a population of
152 compared to its capacity of
1,420 individuals

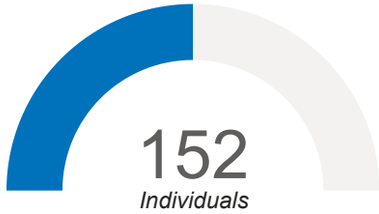

Daily new arrivals

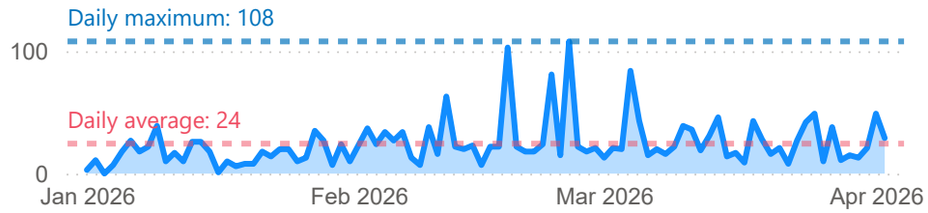

Sector	Indicator	Indicator Description / Standard	Target / Standard	Current status	What is being done - Comments	Status
Food	Food (Kilocalories/Person/Day)	2,100 kilo calories - The 2,100 kilocalories per person per day standard ensures basic energy and nutritional needs are met, typically provided through three balanced meals within the centres.	2,100	2,100	New arrivals at this transit centre are receiving 3 hot meals a day.	Indicates that there's no gap
Health	% Of Arrivals Medically Screened	100 per cent	100	100	All individuals screened prior to registration. No disease outbreak was reported.	Indicates that there's no gap
	Crude Mortality Rate	1 death/10000/day	1	0	No death was reported this week.	Indicates that there's no gap
	Measles Vaccine Coverage Rate	100 per cent	95	100	84 children were vaccinated against measles. There are adequate vaccines, vaccine supplies and commodities available.	Indicates that there's no gap
	Skilled Birth Attendance	100 per cent	100	100	1 emergency delivery was conducted with the help of skilled health workers	Indicates that there's no gap
	Under Five Mortality Rate	2 deaths/10000/day	2	0	No death was registered among children under 5 years during the week.	Indicates that there's no gap
Nutrition	Global Acute Malnutrition Rate	< 10%	10	16	38 children were screened of whom 6 was identified as moderately malnourished and enrolled in treatment.	Indicates that there's a gap
	Severe Acute Malnutrition Rate	< 2%	2	0	32 children were screened and none was malnourished.	Indicates that there's no gap
Protection	% Of Persons Individually Registered	100 per cent of the new arrivals should be registered in ProGres V4	100	53	Registration activities are progressing smoothly, though currently not at 100%.	Indicates that there's a gap
Shelter	Accomodation Space	3.5 SQM/person (Has holding capacity of 1,420 individuals)	1,420	152	The transit centre is operating within capacity.	Indicates that there's no gap
WASH	Bathing Facilities	One facility per 50 people	3	23	No gap	Indicates that there's no gap
	Health Promoters Per Refugees	One for 500	1	7	No gap	Indicates that there's no gap
	Latrine Coverage	One latrine stance for 20 persons	8	95	No gap	Indicates that there's no gap
	Water Coverage	Min of 15 litres/person/day	15	145	No gap	Indicates that there's no gap

Indicates that there's a gap *Indicates that there's no gap*

Uganda Country Refugee Response Plan (UCRRP)
Critical Indicator Tracking Matrix - **Matanda Transit Centre**

As of *27/03/2026 - 02/04/2026*

New arrivals

134
Arrivals since Jan 2025

38
Arrivals in the last reporting week

Occupancy

3%
The center is operating within capacity, accomodating a population of
29 compared to its capacity of
900 individuals

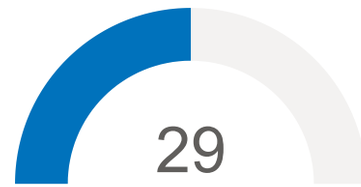

Daily new arrivals

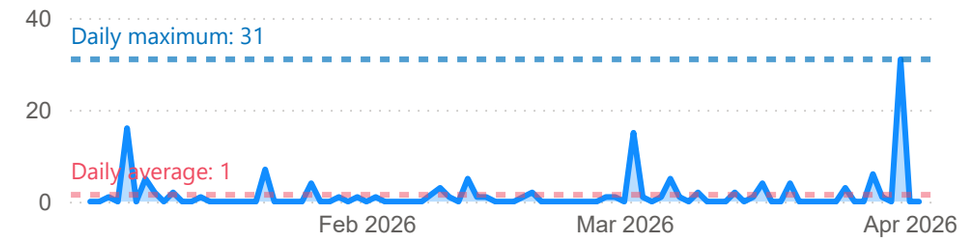

Sector	Indicator	Indicator Description / Standard	Target / Standard	Current status	What is being done - Comments	Status
Food	Food (Kilocalories/Person/Day)	2,100 kilo calories - The 2,100 kilocalories per person per day standard ensures basic energy and nutritional needs are met, typically provided through three balanced meals within the centres.	2,100	2,100	New arrivals at this transit centre are receiving 3 hot meals a day.	
Health	% Of Arrivals Medically Screened	100 per cent	100	100	All individuals screened prior to registration. No disease outbreak was reported.	
	Crude Mortality Rate	1 death/10000/day	1	0	No death was reported during the week.	
	Measles Vaccine Coverage Rate	100 per cent	95	100	4 children was vaccinated against measles.	
	Skilled Birth Attendance	100 per cent	100	0	No delivery was registered.	
	Under Five Mortality Rate	2 deaths/10000/day	2	0	No death was reported during the week.	
Nutrition	Global Acute Malnutrition Rate	< 10%	10	0	1 child was screened for malnutrition and found not malnourished	
	Severe Acute Malnutrition Rate	< 2%	2	0	1 child was screened for malnutrition and found not malnourished	
Protection	% Of Persons Individually Registered	100 per cent of the new arrivals should be registered in ProGres V4	100	0	No registration activities were conducted in the reporting week.	
Shelter	Accomodation Space	3.5 SQM/person (Has holding capacity of 900 individuals)	900	29	The transit centre is operating within capacity.	
WASH	Bathing Facilities	One facility per 50 people	1	25	No gap	
	Health Promoters Per Refugees	One for 500	1	2	No gap	
	Latrine Coverage	One latrine stance for 20 persons	1	25	No gap	
	Water Coverage	Min of 15 litres/person/day	15	1,379	No gap	

Indicates that there's a gap *Indicates that there's no gap*

Uganda Country Refugee Response Plan (UCRRP)
Critical Indicator Tracking Matrix - **Kiryandongo Reception Centre**

As of *27/03/2026 - 02/04/2026*

New arrivals

916
Arrivals since Jan 2025

47
Arrivals in the last reporting week

Occupancy

78%
The center is operating within capacity, accomodating a population of
404 compared to its capacity of
521 individuals

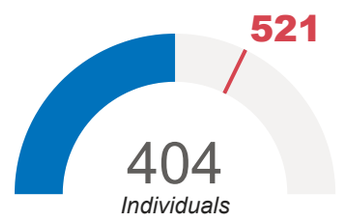

Daily new arrivals

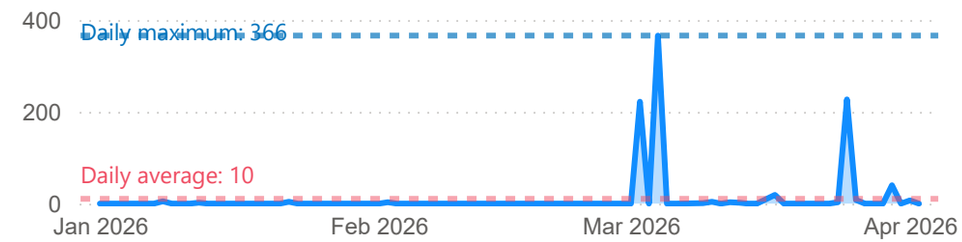

Sector	Indicator	Indicator Description / Standard	Target / Standard	Current status	What is being done - Comments	Status
Food	Food (Kilocalories/Person/Day)	2,100 kilo calories - The 2,100 kilocalories per person per day standard ensures basic energy and nutritional needs are met, typically provided through three balanced meals within the centres.	2,100	2,100	New arrivals at this reception centre are receiving 3 hot meals a day.	
Nutrition	Global Acute Malnutrition Rate	< 10%	10	0	No mass nutrition screening was conducted in the past two weeks.	
	Severe Acute Malnutrition Rate	< 2%	2	0	No mass nutrition screening was conducted in the past two weeks.	
Shelter	Accomodation Space	3.5 SQM/person (Has holding capacity of 300 individuals)	521	404	The reception centre is operating within capacity.	
WASH	Bathing Facilities	One facility per 50 people	8	11	No gap	
	Health Promoters Per Refugees	One for 500	1	2	No gap	
	Latrine Coverage	One latrine stance for 20 persons	20	28	No gap	
	Water Coverage	Min of 15 litres/person/day	15	74	No gap	

Note: *Health indicators are screened at the transit centres and therefore not repeated at the reception centre.*

Indicates that there's a gap *Indicates that there's no gap*

Uganda Country Refugee Response Plan (UCRRP)
Critical Indicator Tracking Matrix - **Lokung Collection Point**

As of *27/03/2026 - 02/04/2026*

New arrivals

2,534
Arrivals since Jan 2025

236
Arrivals in the last reporting week

Occupancy

83%
The center is operating over capacity, accomodating a population of
413 compared to its capacity of
500 individuals

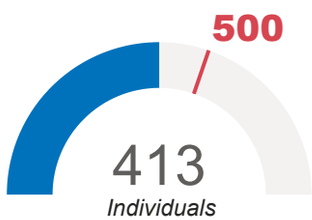

Daily new arrivals

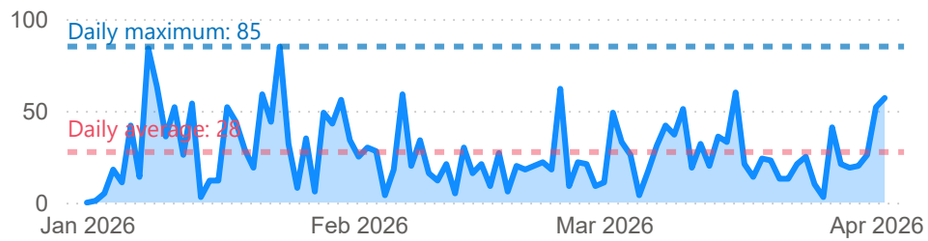

Sector	Indicator	Indicator Description / Standard	Target / Standard	Current status	What is being done - Comments	Status
Food	Food (Kilocalories/Person/Day)	2,100 kilo calories - The 2,100 kilocalories per person per day standard ensures basic energy and nutritional needs are met, typically provided through three balanced meals within the centres.	2,100	2,100	New arrivals at this reception centre are receiving 3 hot meals a day.	
Health	% Of Arrivals Medically Screened	100 per cent	100	100	All individuals screened prior to registration. No disease outbreak was reported.	
	Crude Mortality Rate	1 death/10000/day	1	0	No death was reported during the week among children.	
	Measles Vaccine Coverage Rate	100 per cent	95	100	100 children were vaccinated against measles during the week.	
	Skilled Birth Attendance	100 per cent	100	0	No emergency delivery was conducted with the assistance of skilled health workers at the health facility.	
	Under Five Mortality Rate	2 deaths/10000/day	2	0	No death was reported during the week among children.	
Nutrition	Global Acute Malnutrition Rate	< 10%	10	9	47 children were screened for malnutrition and 4 of them were found to be malnourished.	
	Severe Acute Malnutrition Rate	< 2%	2	4	47 children were screened for malnutrition and 2 of them was found to be severely malnourished.	
Protection	% Of Persons Individually Registered	100 per cent of the new arrivals should be registered in ProGres V4	100	26	Registration activities are progressing smoothly, though currently not at 100%.	
Shelter	Accomodation Space	3.5 SQM/person (Has holding capacity of 430 individuals)	500	413	The collection point is operating within capacity.	
WASH	Bathing Facilities	One facility per 50 people	8	112	No gap	
	Health Promoters Per Refugees	One for 500	1	4	No gap	
	Latrine Coverage	One latrine stance for 20 persons	21	89	No gap	
	Water Coverage	Min of 15 litres/person/day	15	24	No gap	

Indicates that there's a gap *Indicates that there's no gap*

Uganda Country Refugee Response Plan (UCRRP)
Critical Indicator Tracking Matrix - **Bubukwanga Transit Centre**

As of *27/03/2026 - 02/04/2026*

New arrivals

1,231
Arrivals since Jan 2025

75
Arrivals in the last reporting week

Occupancy

75%
The center is operating within capacity, accomodating a population of

485 compared to its capacity of

650 individuals

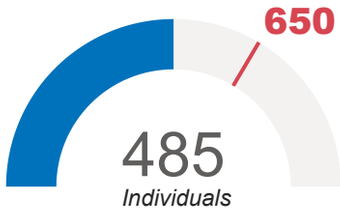

Daily new arrivals

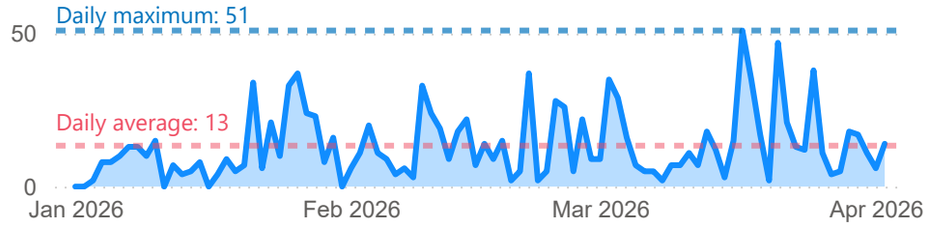

Sector	Indicator	Indicator Description / Standard	Target / Standard	Current status	What is being done - Comments	Status
Food	Food (Kilocalories/Person/Day)	2,100 kilo calories - The 2,100 kilocalories per person per day standard ensures basic energy and nutritional needs are met, typically provided through three balanced meals within the centres.	2,100	2,100	New arrivals at this reception centre are receiving 3 hot meals a day.	●
Health	% Of Arrivals Medically Screened	100 per cent	100	100	All new arivals were screened medically and no disease of outbreak potential was registered	●
	Crude Mortality Rate	1 death/10000/day	1	1	2 deaths were reported during the week. 1 was a child under five years due to severe malaria and 1 adult due to pneumonia.	●
	Measles Vaccine Coverage Rate	100 per cent	95	100	29 children were vaccinated against measles. There is adequate vaccine supply.	●
	Skilled Birth Attendance	100 per cent	100	0	No emegency delivery was conducted.	●
	Under Five Mortality Rate	2 deaths/10000/day	2	0	1 death of an under five years child was reported due to severe malaria	●
Nutrition	Global Acute Malnutrition Rate	< 10%	10	0	12 children were screened and none was found to be moderateely malnourished.	●
	Severe Acute Malnutrition Rate	< 2%	2	0	12 children were screened and none was found to be severely malnourished.	●
Protection	% Of Persons Individually Registered	100 per cent of the new arrivals should be registered in ProGres V4	100	33	Registration activities are progressing smoothly, though currently not at 100%.	●
Shelter	Accomodation Space	3.5 SQM/person (Has holding capacity of 650 individuals)	650	485	The transit centre is operating within capacity.	●
WASH	Bathing Facilities	One facility per 50 people	9	25	No gap	●
	Health Promoters Per Refugees	One for 500	1	157	No gap	●
	Latrine Coverage	One latrine stance for 20 persons	24	25	No gap	●
	Water Coverage	Min of 15 litres/person/day	15	56	No gap	●

● *Indicates that there's a gap* ● *Indicates that there's no gap*

Indicator data: OPM, partners, UNHCR **Author:** UNHCR Representation in Uganda **Feedback:** ugakaimug@unhcr.org **For more info, please visit:** UCRRP Information Center

Uganda Country Refugee Response Plan (UCRRP)
Critical Indicator Tracking Matrix - **Kabazana Reception Centre**

As of *27/03/2026 - 02/04/2026*

New arrivals

2,227
Arrivals since Jan 2025

274
Arrivals in the last reporting week

Occupancy

40%
The center is operating within capacity, accomodating a population of
595 compared to its capacity of
1,500 individuals

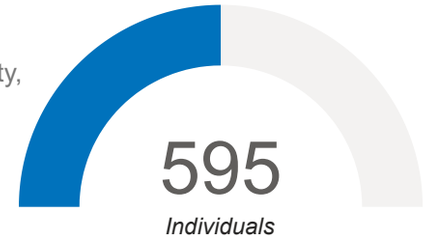

Daily new arrivals

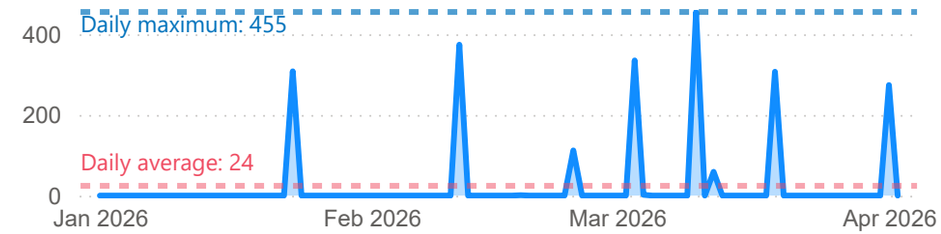

Sector	Indicator	Indicator Description / Standard	Target / Standard	Current status	What is being done - Comments	Status
Food	Food (Kilocalories/Person/Day)	2,100 kilo calories - The 2,100 kilocalories per person per day standard ensures basic energy and nutritional needs are met, typically provided through three balanced meals within the centres.	2,100	2,100	New arrivals at this reception centre are receiving 3 hot meals a day.	
Nutrition	Global Acute Malnutrition Rate	< 10%	10	0	No mass nutrition screening was conducted in the past two weeks.	
	Severe Acute Malnutrition Rate	< 2%	2	0	No mass nutrition screening was conducted in the past two weeks.	
Protection	% Of Persons Individually Registered	100 per cent of the new arrivals should be registered in ProGres V4	100	100	Arrivals relocated to Kabazana have already been registered.	
Shelter	Accomodation Space	3.5 SQM/person (Has holding capacity of 1,500 individuals)	1,500	595	The reception centre is operating within capacity.	
WASH	Bathing Facilities	One facility per 50 people	12	62	No gap	
	Health Promoters Per Refugees	One for 500	1	222	No gap	
	Latrine Coverage	One latrine stance for 20 persons	30	36	No gap	
	Water Coverage	Min of 15 litres/person/day	15	15	No gap	

Note: *Health indicators are screened at the transit centres and therefore not repeated at the reception centre.*

Indicates that there's a gap *Indicates that there's no gap*

Uganda Country Refugee Response Plan (UCRRP)
Critical Indicator Tracking Matrix - **Kagoma Reception Centre**

As of *20/03/2026 - 26/03/2026*

New arrivals

486
Arrivals since Jan 2025

31
Arrivals in the last reporting week

Occupancy

37%
The center is operating within capacity, accomodating a population of
454 compared to its capacity of
1,230 individuals

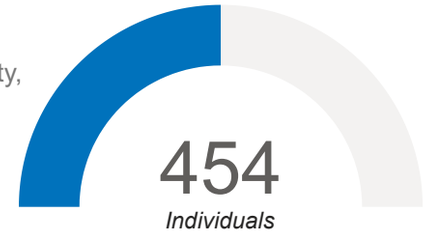

Daily new arrivals

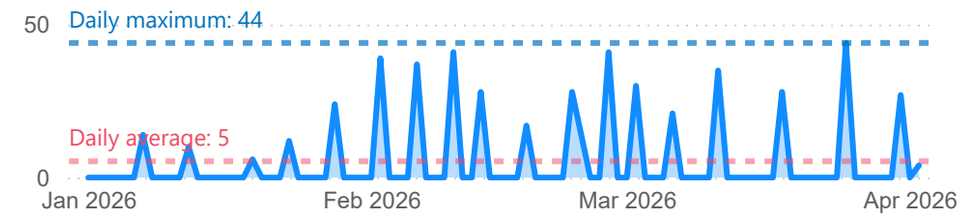

Sector	Indicator	Indicator Description / Standard	Target / Standard	Current status	What is being done - Comments	Status
Food	Food (Kilocalories/Person/Day)	2,100 kilo calories - The 2,100 kilocalories per person per day standard ensures basic energy and nutritional needs are met, typically provided through three balanced meals within the centres.	2,100	2,100	New arrivals at this reception centre are receiving 3 hot meals a day.	
Nutrition	Global Acute Malnutrition Rate	< 10%	10	0	No mass nutrition screening was conducted in the past two weeks.	
	Severe Acute Malnutrition Rate	< 2%	2	0	No mass nutrition screening was conducted in the past two weeks.	
Protection	% Of Persons Individually Registered	100 per cent of the new arrivals should be registered in ProGres V4	100	8	Registration activities are progressing smoothly, though currently not at 100%.	
Shelter	Accomodation Space	3.5 SQM/person (Has holding capacity of 1,230 individuals)	1,230	454	The reception centre is operating within capacity.	
WASH	Bathing Facilities	One facility per 50 people	9	29	No gap	
	Health Promoters Per Refugees	One for 500	1	4	No gap	
	Latrine Coverage	One latrine stance for 20 persons	23	54	No gap	
	Water Coverage	Min of 15 litres/person/day	15	88	No gap	

Note: *Health indicators are screened at the transit centres and therefore not repeated at the reception centre.*

Indicates that there's a gap *Indicates that there's no gap*

Uganda Country Refugee Response Plan (UCRRP)
Critical Indicator Tracking Matrix - **Sebagoro Transit Centre**

As of *27/03/2026 - 02/04/2026*

New arrivals

518
Arrivals since Jan 2025

38
Arrivals in the last reporting week

Occupancy

0%
The center is operating within capacity, accomodating a population of

0 compared to its capacity of

300 individuals

0
Individuals

Daily new arrivals

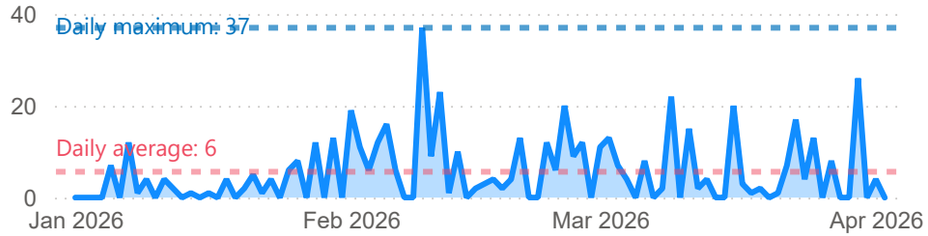

Sector	Indicator	Indicator Description / Standard	Target / Standard	Current status	What is being done - Comments	Status
Food	Food (Kilocalories/Person/Day)	2,100 kilo calories - The 2,100 kilocalories per person per day standard ensures basic energy and nutritional needs are met, typically provided through three balanced meals within the centres.	2,100	2,100	New arrivals at this reception centre are receiving 3 hot meals a day.	
Health	% Of Arrivals Medically Screened	100 per cent	100	0	No screening was done	
	Crude Mortality Rate	1 death/10000/day	1	0	No death was reported during the week.	
	Measles Vaccine Coverage Rate	100 per cent	95	0	No child was vaccinated against measles. There are adequate vaccines, vaccine supplies and commodities available.	
	Skilled Birth Attendance	100 per cent	100	0	No delivery was registered.	
	Under Five Mortality Rate	2 deaths/10000/day	2	0	No death was reported during the week.	
Nutrition	Global Acute Malnutrition Rate	< 10%	10	0	No mass nutrition screening was conducted in the past two weeks.	
	Severe Acute Malnutrition Rate	< 2%	2	0	No mass nutrition screening was conducted in the past two weeks.	
Shelter	Accomodation Space	3.5 SQM/person (Has holding capacity of 300 individuals)	300	0	The transit centre is within capacity.	
WASH	Bathing Facilities	One facility per 50 people	1	10	No gap	
	Health Promoters Per Refugees	One for 500	1	1	No gap	
	Latrine Coverage	One latrine stance for 20 persons	1	7	No gap	
	Water Coverage	Min of 15 litres/person/day	15	8,000	No gap	

Indicates that there's a gap *Indicates that there's no gap*

Uganda Country Refugee Response Plan (UCRRP)
Critical Indicator Tracking Matrix - **Ocea Reception Centre**

As of *27/03/2026 - 02/04/2026*

New arrivals

1,955
Arrivals since Jan 2025

174
Arrivals in the last reporting week

Occupancy

48%
The center is operating over capacity, accomodating a population of
408 compared to its capacity of
850 individuals

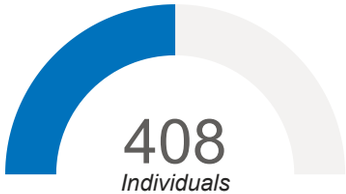

Daily new arrivals

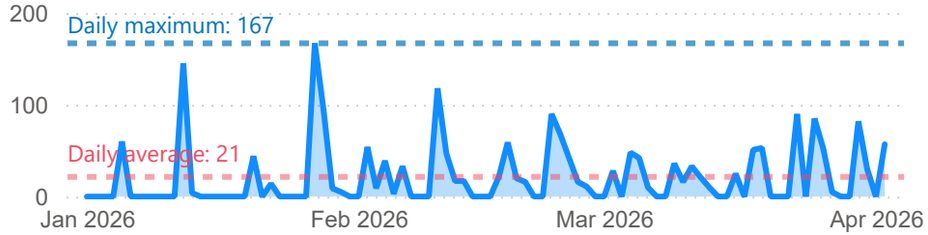

Sector	Indicator	Indicator Description / Standard	Target / Standard	Current status	What is being done - Comments	Status
Food	Food (Kilocalories/Person/Day)	2,100 kilo calories - The 2,100 kilocalories per person per day standard ensures basic energy and nutritional needs are met, typically provided through three balanced meals within the centres.	2,100	2,100	New arrivals at this reception centre are receiving 3 hot meals a day.	
Health	% Of Arrivals Medically Screened	100 per cent	100	0	No screening was done	
	Crude Mortality Rate	1 death/10000/day	1	0	No death was reported during the week.	
	Measles Vaccine Coverage Rate	100 per cent	95	0	No child was vaccinated against measles. There are adequate vaccines, vaccine supplies and commodities available.	
	Skilled Birth Attendance	100 per cent	100	0	No delivery was registered.	
	Under Five Mortality Rate	2 deaths/10000/day	2	0	No death was reported during the week.	
Nutrition	Global Acute Malnutrition Rate	< 10%	10	0	No mass nutrition screening was conducted in the past two weeks.	
	Severe Acute Malnutrition Rate	< 2%	2	0	No mass nutrition screening was conducted in the past two weeks.	
Shelter	Accomodation Space	3.5 SQM/person (Has holding capacity of 300 individuals)	850	408	The reception centre is operating within capacity.	
WASH	Bathing Facilities	One facility per 50 people	8	16	No gap	
	Health Promoters Per Refugees	One for 500	1	5	No gap	
	Latrine Coverage	One latrine stance for 20 persons	20	33	No gap	
	Water Coverage	Min of 15 litres/person/day	15	49	No gap	

Indicates that there's a gap *Indicates that there's no gap*