UNHCR South Sudan
Population Overview of Refugees and Asylum-seekers
(As of 31 March 2026)

623,166 Total Individuals

168,082 Total Ref. & Asy. Households

619,331 Refugees

3,835 Asylum-Seekers

426,486 Total Biometric Enrollment (5 years +)

75% Women & Children

11% Persons with Specific Needs

95% Sudanese Refugees

Population Demographics

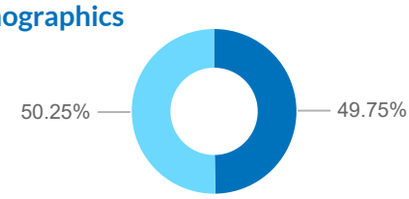

Male Female

10,398	2%	60+	2%		9,602
135,739	22%	18-59	23%		142,029
48,869	8%	12-17	8%		48,816
74,251	12%	05-11	12%		73,207
40,779	7%	00-04	6%		39,476

Top 4 Refugees by Country of Origin

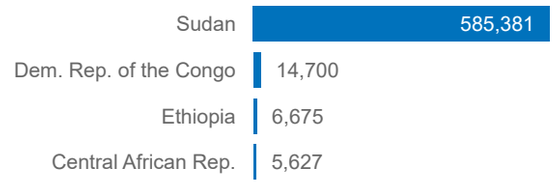

Top 4 Asylum-seekers by Country of Origin

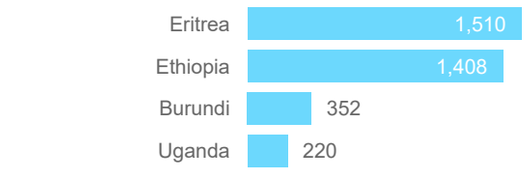

State / Administrative Area	Total	Percentage	Refugee	Asylum-seeker
Upper Nile	294,139	47%	293,815	324
Ruweng Administrative Area	147,675	24%	147,659	16
Central Equatoria	46,183	7%	43,210	2,973
Northern Bahr El Ghazal	31,710	5%	31,272	438
Western Equatoria	21,526	3%	21,446	80
Western Bahr El Ghazal	16,937	3%	16,933	4
Jonglei	2,009	0%	2,009	0
Warrap	1,233	0%	1,233	0
Other Locations	61,754	10%	61,754	0
Grand Total	**623,166**	**100%**	**619,331**	**3,835**

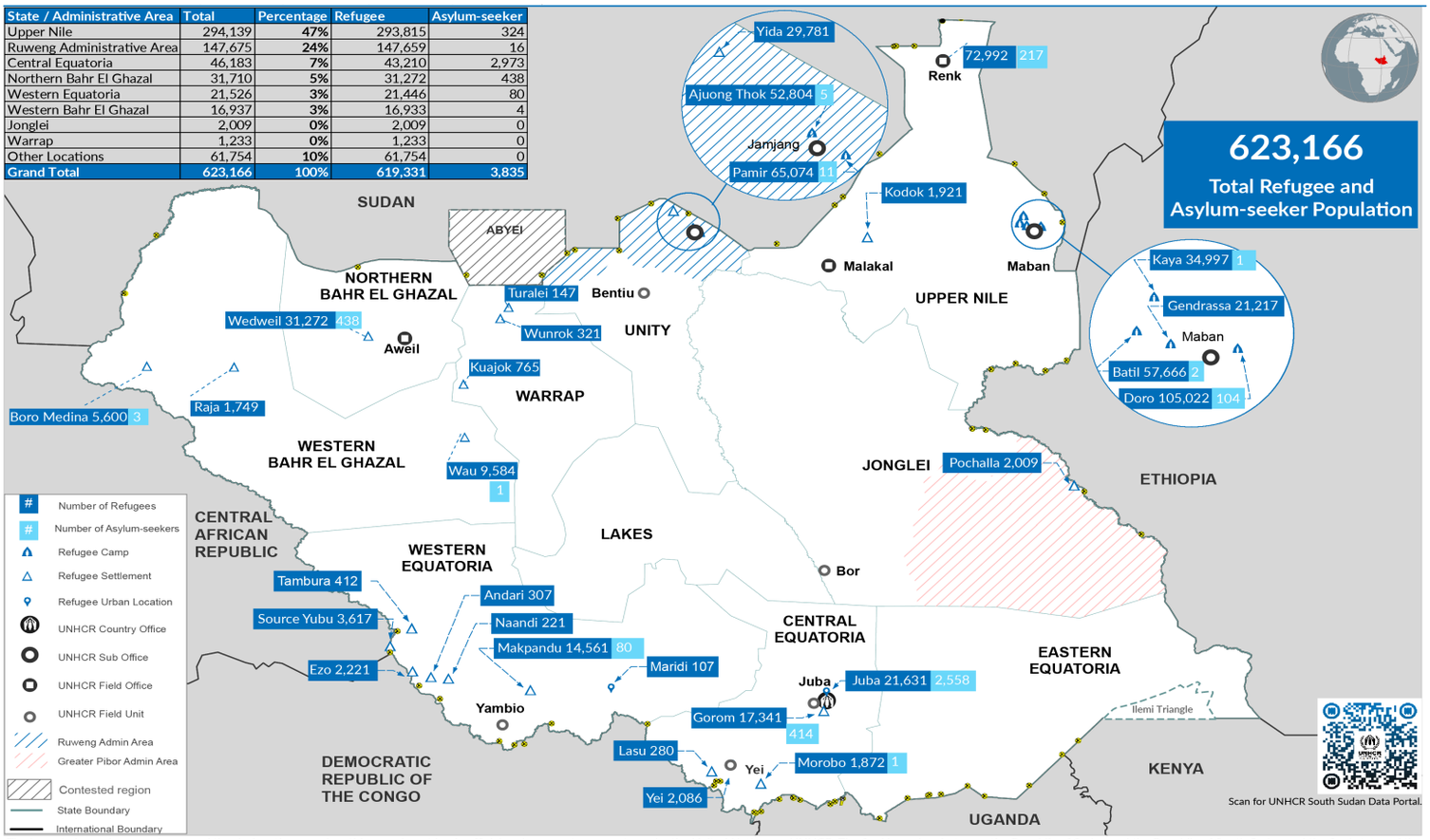

The boundaries and names shown and the designations used on this map do not imply official endorsement or acceptance by the United Nations or UNHCR. The final boundary between the Republic of Sudan and the Republic of South Sudan and the final status of the Abyei area are not yet determined.

As of the end of March 2026, South Sudan hosts 623,166 refugees and asylum-seekers across 168,082 households, settled in 29 locations nationwide. This includes 619,331 registered refugees and 3,835 asylum-seekers. The vast majority 95% (585,381 individuals), are Sudanese refugees, followed by 14,700 (2%) from the Democratic Republic of Congo, 6,675 from Ethiopia, 5,627 from Central African Republic, 5,410 from Eritrea, and 1,538 from other nationalities.

In response to the ongoing conflict in Sudan, the Government of South Sudan continues to grant prima facie refugee status to those fleeing the country. Among the refugees, 49% are female aged 0-59 years, and 75% are female and children combined. The asylum-seeker population is smaller and has a distinct demographic profile. Ethiopians accounts for 39% and Eritreans (37%) of the total, forming the two largest groups, followed by Burundians (9%), Ugandans (6%), Somalia (4%) and (5%) other nationalities.

Publish Date: 10 April 2026 Source: CRA-UNHCR Joint Registration Exercise (proGres v4) Feedback: ssdjuodm@unhcr.org

UNHCR South Sudan
Population Overview of Refugees and Asylum-seekers
(As of 31 March 2026)

New Registration Trends Last 12 months

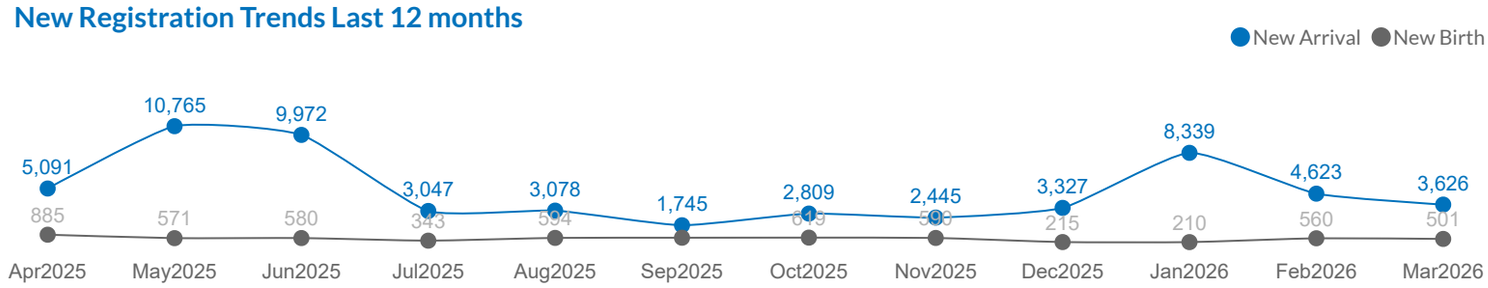

Top 10 Locations by Number of Refugees

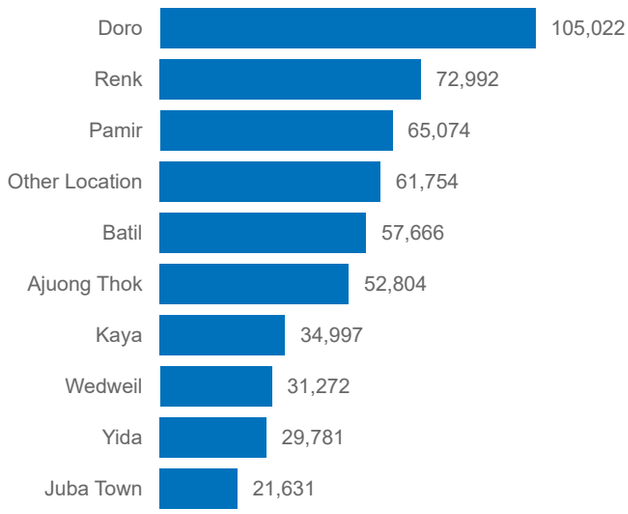

Top 10 Locations by Number of Asylum-seekers

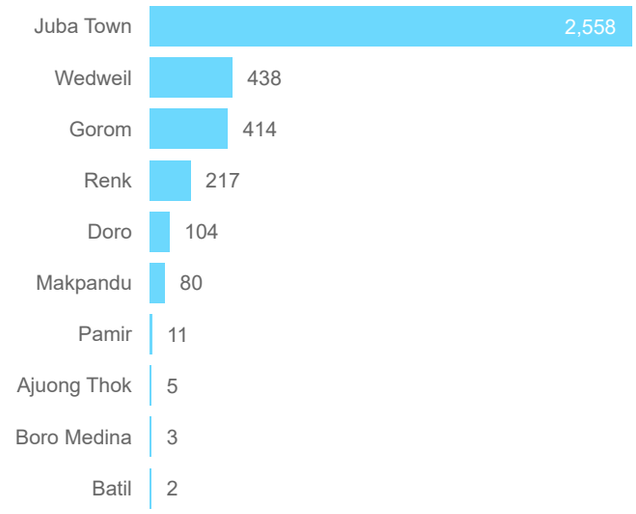

Top 7 Specific Needs*

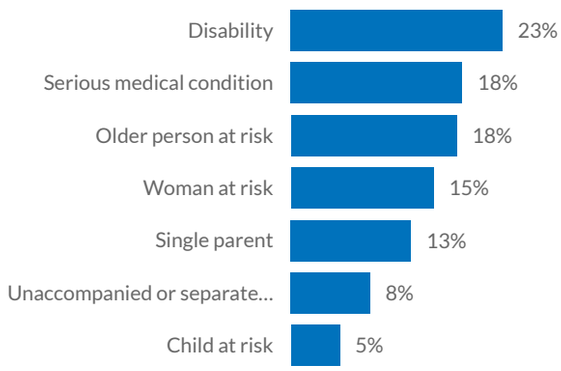

Note: *Percentages represent the share of individuals within the total population identified as having specific needs.

Specific Need by Age & Gender

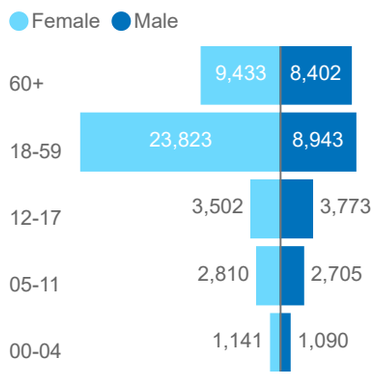

Population per Location Type

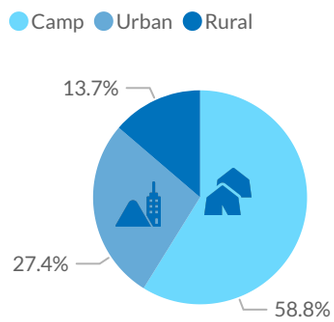

Education Level

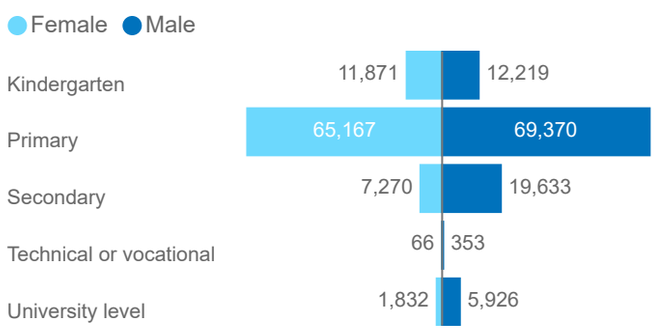
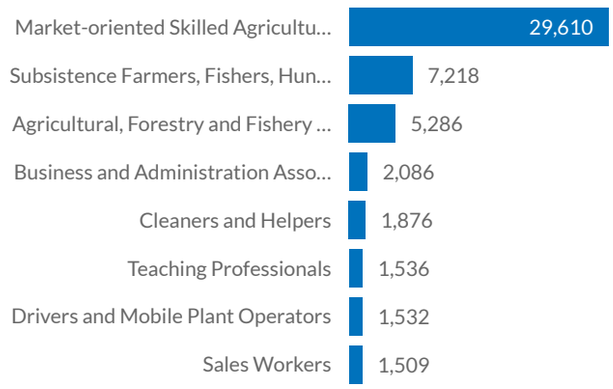
Top 7 Professional Skills