Serbia

January 2026

Asylum-seekers and migrants - presence*

Overall presence

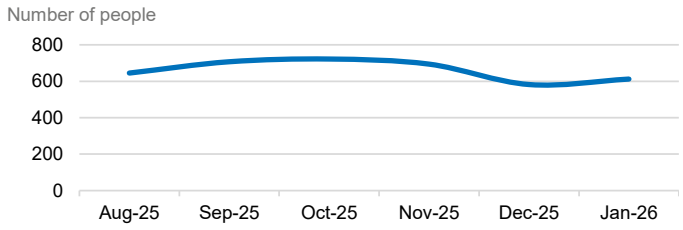

The number of new entries in government centers – January:	**349**
The number of new entries in government centers – December:	443
Total occupancy of government centers – end January:	**293**
Total occupancy of government centers – end December:	264
Total of unaccompanied children in centers - end January:	**26**
Total of unaccompanied children in centers - end December:	18

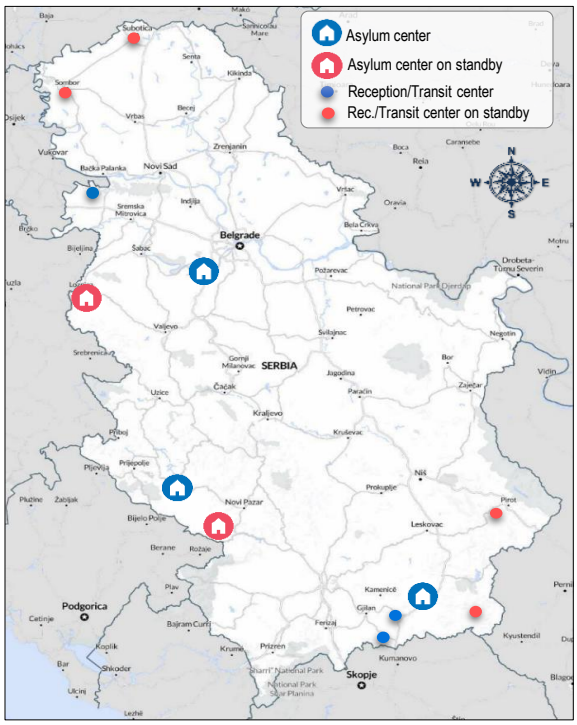

Occupancy of Asylum and Reception/Transit Centers*

Asylum centers

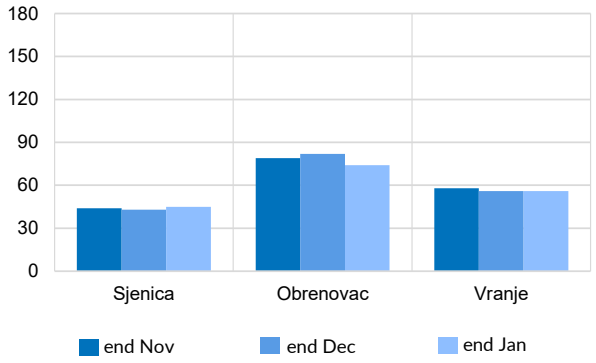

Reception/Transit centers

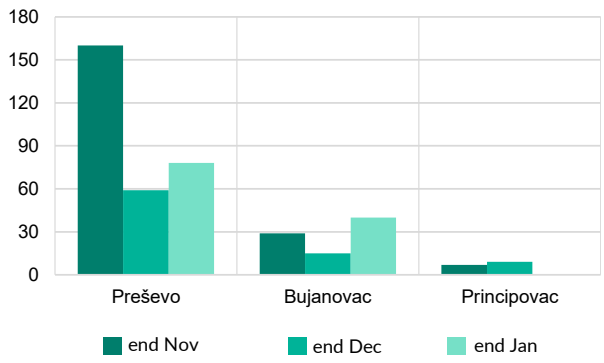

Presence in Asylum Centers by nationality[1]

January 2026

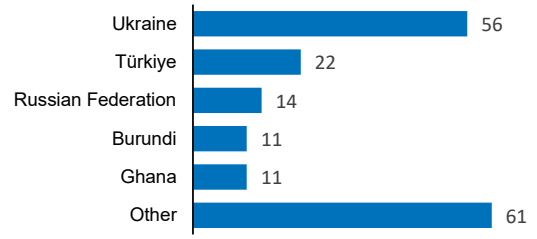

Presence in Transit Centers by nationality[1]

January 2026

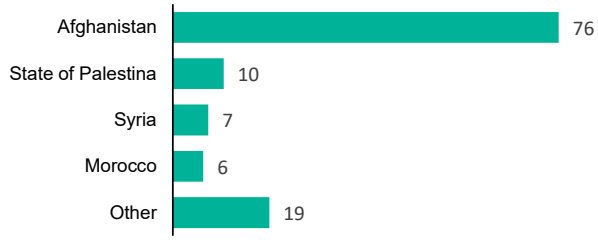

[1] Claimed nationality as the persons on the move are undocumented

* Government centres statistics are provided by Commissariat for Refugees and Migration - Republic of Serbia

Asylum and Temporary Protection*

	2021	2022	2023	2024	2025	Jan. 2026	% of 2026 Intentions
Intentions to seek asylum	2,306	4,181	1,654	850	626	25	
Applications for asylum submitted	174	320	196	219	132	18	72%
Persons granted refugee status or subsidiary protection	14	30	9	7	7	0	0%
Negative decisions (rejected or refused)	60	65	59	83	123	4	16%
Suspended cases[1]	73	258	115	113	87	8	32%

[1] Persons who left asylum procedure

	2022	2023	2024	2025	Jan. 2026
Temporary protection (persons fleeing Ukraine)	1,115	1,145	1,084	1,253	20

Persons granted protection in Serbia (Refugee Status Determination) - **TOTAL 260**

Asylum intentions | 2026

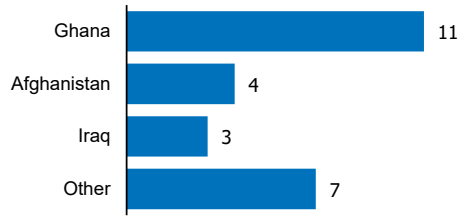

Asylum applications | 2026

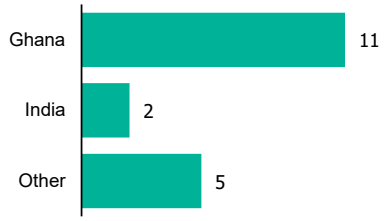

Positive decisions by Nationality | 2020-2026

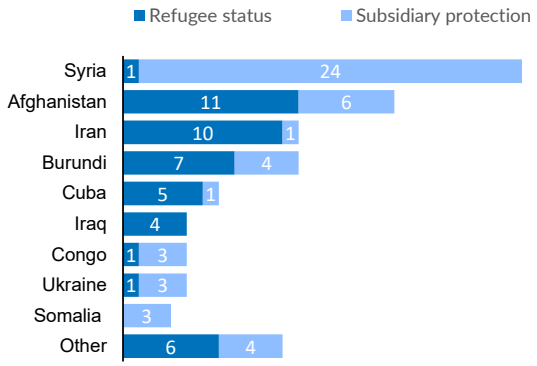

Positive decision by age and sex | 2020-2025

The data is updated annually

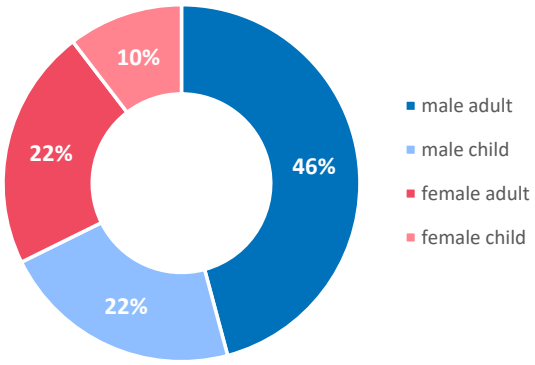

Positive decisions by Nationality | 2009-2026			
Nationality	Refugee status	Subsidiary protection	TOTAL
Syria	7	42	49
Libya	8	39	47
Afghanistan	23	12	35
Iran	21	2	23
Ukraine	7	12	19
Iraq	9	7	16
Cuba	12	1	13
Burundi	8	4	12
Somalia	0	7	7
Sudan	5	0	5
Congo	1	3	4
Pakistan	1	3	4
Cameroon	3	1	4
Ethiopia	0	3	3
Russia	3	0	3
Nigeria	1	1	2
Stateless	2	0	2
Türkiye	2	0	2
Other	6	4	10
TOTAL	119	141	260

* Asylum statistics are provided by the Ministry of Interior

UNHCR profiling of arrivals*

Total profiled individuals – January: 71

Profiled by Nationality | 2025

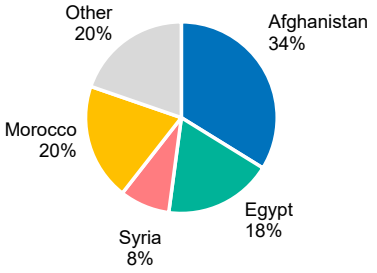

Profiled by Gender | 2025

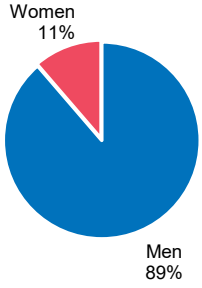

Profiled by Age | 2025

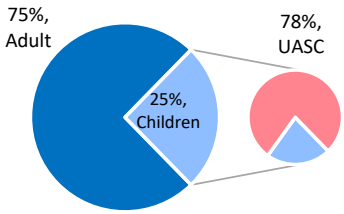

Level of education

Data collected from Apr 2023

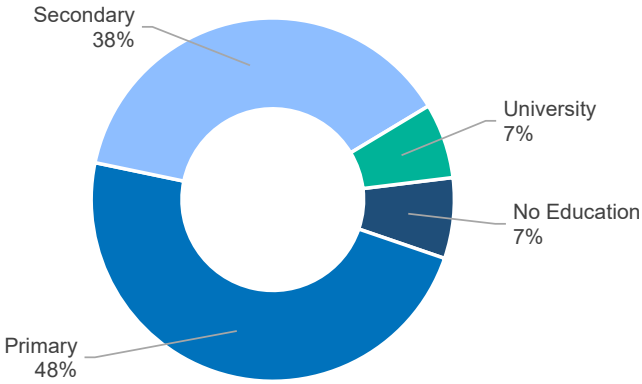

Occupations

Data collected from Apr 2023

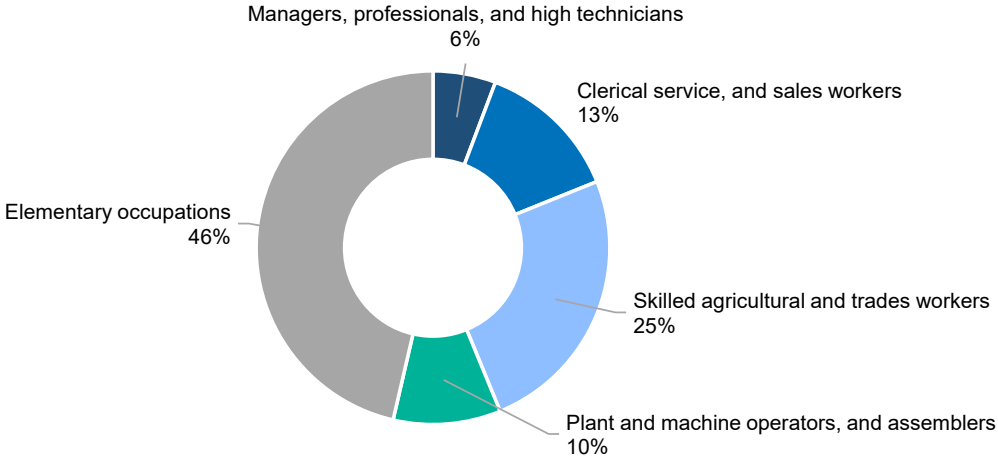

* Information based on findings of UNHCR staff and partners