LEBANON Response Plan

# 2025 End Year Sector Dashboard

*Basic Assistance*

The 2025 end year Basic Assistance sector dashboard summarizes the progress made by Basic Assistance sector partners involved in the Lebanon Response Plan (LRP), Identifies key challenges and priorities, and highlights trends affecting people in need. The Basic Assistance sector in Lebanon is working to: OUTCOME 1) Strengthen the ability of poor and vulnerable households and individuals, including female-headed HHs, persons with disabilities and children, to meet their basic needs ; OUTCOME 2) strengthen the ability of populations affected by seasonal hazards and emergencies to secure additional basic needs; OUTCOME 3) Technical assistance to the national social assistance system is provided;

**The Lebanon Response Plan is pending endorsement by the LRP Steering Committee. This dashboard is based on information reported by Basic Assistance sector partners operating under the sector strategy.**

## 2025 Sector Funding Status

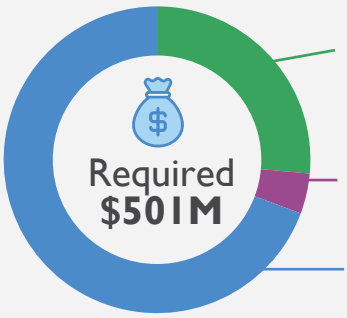


**26%** $132.6M
**Total received**
(since Jan-25)

**4%** $21.4M
**Total carry over**
(from 2024)

**70%**
**Required**
(ref. 2025 appeal)

## 2025 Population Reached

**2,673,608**
People in Need

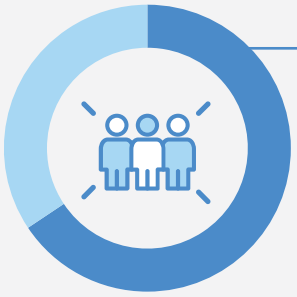

**1,619,103** 66%
**Reached**

**2,466,687**
**Targeted**
Male **1,203,046**
Female **1,263,641**

## 2025 Population Figures by Cohort

**1,202,212**
**Lebanese**
individuals in need

**368,800** 32%
**Reached**

**1,142,102**
**Targeted**
Male **559,630**
Female **582,472**

**1,157,000**
Displaced
**Syrians** in need

**1,129,347** 100%
**Reached**

**1,092,000**
**Targeted**
Male **535,080**
Female **556,920**

**23,026**
**Palestinian Refugees from Syria** (individuals)



**22,490** 98%
**Reached**

**23,026**
**Targeted**
Male **11,283**
Female **11,743**

**200,000**
**Palestine Refugees in Lebanon**
(individuals)

**73,080** 45%
**Reached**

**162,000**
**Targeted**
Male **79,380**
Female **82,620**

**79,000**
**Migrants**
(individuals)

**15,798** 45%
**Reached**

**35,189**
**Targeted**
Male **11,613**
Female **23,577**

*For more information, please contact: Steven Choka at **choka@unhcr.org***

LEBANON Response Plan

# 2025 End Year Sector Dashboard

*Basic Assistance*

## Progress Against Targets

**OUTCOME 1: Strengthen the ability of poor and vulnerable households and individuals, including female-headed HHs, persons with disabilities and children, to meet their basic needs**

**# of households reached with regular cash assistance for basic needs (Syr, Leb, Pal)**

243,908 | 569,489

**# of Syrian households reached with multi purpose cash assistance for basic needs**

182,601 | 218,400

**# of Lebanese households reached with multi purpose cash assistance for basic needs**

32,496 | 285,525

**# of Palestinians from Syria households reached with multi purpose cash assistance for basic needs**

8,836

**# of Palestinians from Lebanon households reached with multi purpose cash assistance for basic needs**

18,249 | 40,500

**# of Other households reached with multi purpose cash assistance for basic needs**

1,443 | 4,123

**# of individuals with specific vulnerabilities receiving cash assistance through focused programmes (Small Scale)**

4,022

**# of PWDs receiving social grants (National Disability Allowance)**

40,813

**86,393,254**

**Total USD amount disbursed as regular cash transfer (Syr, Leb, Pal, Mig, Oth)**

**OUTCOME 2: STRENGTHEN THE ABILITY OF POPULATIONS AFFECTED BY SEASONAL HAZARDS AND EMERGENCIES TO SECURE ADDITIONAL BASIC NEEDS**

**# of vulnerable households receiving seasonal cash assistance**

67,703 | 113,989

**USD Disbursed in seasonal assistance**

**15,203,175**

**# of vulnerable households receiving emergency cash assistance for basic needs**

84,672 | 120,673

**USD Disbursed in Emergency cash assistance**

**11,005,518**

**# of conflict affected households assisted through emergency cash assistance**

59,681 | 156,000

**USD Disbursed in Conflict - Emergency cash assistance**

**6,982,437**

**# of affected households receiving in-kind assistance**

102,370

**# of affected households receiving in-kind Emergency assistance**

64,092

*For more information, please contact: Steven Choka at **choka@unhcr.org***

# 1. Key Achievements & Results

**OUTCOME 1: Strengthen the ability of poor and vulnerable households and individuals, including female-headed HHs, persons with disabilities and children, to meet their basic needs.**

**Output 1.1: Poor and vulnerable households and individuals benefit from regular, unconditional, and unrestricted cash grants.**

From January to December 2025, under Output 1.1.A, a total of 243,908 households (HHs) received regular, unconditional, and unrestricted cash assistance covering the non-food basket cost, representing 43 percent of the targeted population (569,489 households). This shows a significant decrease of 21 per cent compared to the same period during 2024, where 64 per cent of the sector target for the year 2024 was achieved (336,966 HHs reached). This decrease is due to funding constraints and subsequent caseload reductions, resulting in many vulnerable households being excluded from regular cash support despite high levels of need. Among the total population reached (243,908 households), 182,601 displaced Syrian households (75%), 32,496 Lebanese households (13%), 8,683 Palestinian households from Syria (4%), 18,249 Palestinian households from Lebanon (7%), and 1,443 households of other nationalities (1%) received assistance.
From Jan to December 2025, the number of PWDs targeted (0 - 30 years) reached 40,813 individuals, with a total amount disbursed of $7,634,872. The number of assisted individuals constituted 103% of the target compared to 89% (26,668 individuals) in Q2 2024, showing increased reach of people with disabilities in 2025
Among the total population reached with the NDA (38,179 individuals), 15,173 displaced Syrian individuals (37.2%), 23,408 Lebanese individuals (57.4%), 177 Palestinian individuals from Syria (0.4%), 850 Palestinian individuals from Lebanon (2.1%), and 80 Migrants (0.2%) and 1,125 individuals (2.8%) from other nationalities received assistance.

Additionally, the number of individuals with specific vulnerabilities receiving cash assistance through focused programs (Small Scale) reached 4,022 individuals (3,150 Lebanese, 772 displaced Syrians, 14 Palestinian refugees from Syria (PRS), 82 Palestinian refugees in Lebanon (PRL), and four migrants). This accounted for approximately 87 per cent of the total target. These activities target and support children, older persons, and persons with disabilities or other medical conditions. The total value of USD disbursed was 45,020 from Jan to December 2025.

**OUTCOME 2: Strengthen the ability of populations affected by seasonal hazards and emergencies to secure additional basic needs**

**Output 2.1: Population affected by seasonal hazards and emergencies benefits from cash grants**

From January to December 2025, under output 2.1, a total of 84,672 households received emergency cash assistance for basic needs (70% of the 2025 target, compared to 73.7% in 2024; 71,343 HHs reached), with a total budget of 11,002,618.
Among the total population reached within this activity (84,672 households), 68,707 were displaced Syrian households (81.1%), 13,742 Lebanese households (16.2%), 50 Palestinian households from Lebanon (0.1%), 395 migrant households (0.5%), and 1,778 households of other nationalities (2.1%) received assistance.
Moreover, a total of 59,681 (38% of the target) conflict-affected Lebanese households were assisted through emergency cash assistance, who were referred/identified to/through national social safety net programs or regular cash programming, with a sum of 6,982,437 disbursed.
In addition, 67,703 vulnerable households received seasonal cash assistance (59% of the 2025 target; compared to 6.5% in 2024; 8,116 HHs reached), totalling $15,203,175 disbursed to cover heating costs. Among the total population reached within seasonal cash assistance (67,703 households), 2,998 Lebanese households (4.4%), 54,647 displaced Syrian households (80.7%), 8,996 Palestinian refugee households from Syria (13.3%), 1,051 of refugees of other nationalities (1.6%) and 11 Palestinian refugee households from Lebanon received assistance.

**Output 2.2: Population affected by seasonal hazards and emergencies benefits from in-kind assistance**

For the Emergency and Seasonal in-kind assistance, 166,462 households were assisted with mattresses, blankets, winter clothing, heaters, jerry cans, and other essential non-food items( 146% from the target of 2025, compared to 62% achieved in 2024, where 84,603 HHs reached) During the second half of 2025, partners continued to support emergency CRI distribution for conflict-affected areas as a continuing response for escalation of hostilities.
Among the total population reached with in kind support (166,462 households), 89,090 were displaced Syrian households (53.5%), 70,450 Lebanese households (42.3%), 6 Palestinian refugee households from Syria (<0.1%), 559 Palestinian refugee households from Lebanon (0.3%), 6,313 migrant households (3.8%), and 44 households from other nationalities (<0.1%).

**Mainstreaming Activities:**

Persistent gender-based disparities in economic vulnerability and access to assistance were demonstrated during the year. Female-headed households remained disproportionately represented among those living below the Survival Minimum Expenditure Basket (SMEB), reflecting structural constraints such as limited access to formal employment, unequal caregiving responsibilities, and legal and social barriers. Sector monitoring further indicates that older persons, persons with disabilities, and adolescent girls continued to face compounded vulnerabilities, including reduced mobility, higher dependency ratios, and barriers to accessing information and services. These intersecting factors contributed to unequal participation rates and heightened exposure to protection risks, including harmful coping strategies and exploitation.

In response, the sector strengthened the mainstreaming of gender, protection, conflict sensitivity, and environmental considerations across its operations in 2025. Targeting approaches systematically incorporated gender, age, and disability vulnerability criteria, while delivery mechanisms prioritized safe, dignified, and accessible access to multi-purpose cash assistance (MPCA), including through diversified financial service providers and reinforced feedback and complaint systems. Coordination with protection actors was further enhanced to support referrals and risk mitigation. Conflict sensitivity was operationalized through continuous market monitoring and geographically balanced assistance to mitigate tensions, particularly in high-pressure areas hosting displaced populations. Environmental considerations were increasingly integrated through the expansion of digital payment systems and reduced reliance on in-kind modalities, contributing to more efficient delivery and a lower environmental footprint.

## PRIORITIZATION

IIn the first half of the year due to limited funding, the sector reassessed its prioritization strategy for distributing emergency cash assistance. A joint BA/FSA technical task force, in collaboration with MoSA, developed a harmonized targeting methodology incorporating socio-economic vulnerability, categorical, and geographic criteria. The geographical prioritization was based on a tool developed by the FSA sector using the level of conflict impact, displacement clusters, and prior vulnerability levels. A joint BA/FSA sectors geo-split mechanism was also introduced to optimize partner coverage and reduce duplication. During Q1 and Q2, these tools supported partners in prioritizing locations of coverage in parallel with the gap analysis (number of people affected vs number of people assisted or to be assisted per location). The geographic split was aligned with the MoSA registration data and prioritized areas. This process supported sector partners in identifying the most affected areas, particularly in the South, Baalbeck-El Hermel, and the southern suburbs of Beirut, enabling the BA sector to ensure the widest coverage and avoid duplication.

In the second half of the year, implementation of the Joint BA/FSA sector projects continued for the second phase. The CRI interventions were transferred to the shelter sector, and winter guidance and interventions began. Given the decision to adopt the global cash working group model, the main priority for the second half was to finalize the transition of the basic assistance sector and ensure continuity of Multipurpose cash activities and coordination through the cash working group. The Basic assistance sector phased out by the end of 2025.

## LOCALIZATION

In Lebanon, the Basic Assistance (BA) sector comprises 71 partners, including 29 local NGOs (41%), 37 international NGOs (52%), and 5 UN organizations (7%). Between January and December 2025, approximately 48 partners were actively engaged in implementation, including 16 local NGOs, underscoring the sector's strong operational footprint and the critical role of local actors in frontline delivery. Local NGOs are central to the effectiveness of the BA response, drawing on their deep contextual knowledge, community acceptance, and sustained presence to facilitate timely, inclusive, and accountable assistance, particularly in hard to reach areas. Their role is essential in ensuring continuity of operations and rapid adaptation to evolving needs, complementing the scale and systems of international partners. In line with global localization commitments, the BA sector provided technical support to all partners, including local NGOs, to strengthen capacity, harmonize approaches, and promote efficient, sustainable delivery of assistance.

# CHALLENGES, RISKS AND MITIGATION MEASURES

**Funding Gaps and Activity Suspension:** In 2025, the sector faced significant funding shortfalls, severely impacting the delivery of cash assistance. Currently, only 38 per cent of the targeted number of Syrian refugee households is being assisted. This left thousands of vulnerable families without the critical support they needed. The sector is prioritizing the most vulnerable households for assistance using a mixed targeting approach, including geographical, categorical, and proxy means testing targeting methodology.

**Delays in Emergency Cash Assistance (ECA) Registration:** A major operational bottleneck was the delay in accessing registration data for Lebanese conflict-affected individuals. The absence of a unified and accessible database hindered timely targeting. However, through sustained advocacy, the BA and FSA sectors secured MoSA's approval for partners to access registration data from local authorities ahead of the finalisation of the centralized data collection process. This breakthrough enabled the timely rollout of life-saving cash interventions. Nevertheless, a mechanism needs to be developed to support partners in getting additional cases when needed.

**Coordination Challenges for New Arrivals:** Coordination around cash assistance for new arrivals remained complex. Negotiations were initiated at the subnational level with local authorities to launch the distribution of cash assistance to new arrivals, with parallel efforts to facilitate access.

## KEY PRIORITIES FOR THE NEXT HALF OF THE YEAR

The Basic assistance sector has retired. Cash activities for next year are managed by the Cash working group, while Core relief items distribution is managed by the shelter sector.

## CASE STUDY

**Hope Returns with KOICA's Support**
**Layla and Mazen are pseudonyms used for safeguarding purposes.**

**Layla, a mother of four from Kfar Rumman, South of Lebanon, has carried years of hardship with quiet strength. Three of her daughters are married, but her heart remains with her son Mazen, a person with disability caused by a medical mistake at birth. Another son had died the same way. Since then, Layla's life has revolved around Mazen's care, hospital visits, and countless prayers. He has undergone 22 surgeries, and she has never left his side.**

**When the escalation began on 23 September 2024, Layla and her family fled their home to stay with her sister in Beirut. Later, they moved to Wardaniyeh, where they found temporary shelter until the situation calmed. Just before they left, a nearby airstrike hit close to their house, and shrapnel injured Mazen. It took them 18 hours to reach Beirut safely, a journey filled with fear and exhaustion.**
**Returning to Wardaniyeh, the family found their windows shattered. For two months, they lived behind plastic sheets until they could replace the glass. Amid this struggle, the KOICA cash support arrived as a lifeline. Layla did not hesitate for a moment. Every pound was dedicated to Mazen's physiotherapy, allowing him to attend four sessions. "Since I received the money, all I wanted was to use it for my son's treatment. That is the most important thing," she said softly.**
**Her husband, who has a heart condition, used to sell vegetables from a small roadside stand whenever he could. But even that has become difficult. "He always set up in the same place," Layla said quietly. "Two young men were killed there, and since then, he has not had the courage to return."**
**Despite the pain and uncertainty, Layla still believes in better days. "I just want calm," she said. "When peace returns, everything can change." For her, peace is not only the end of hostilities; it is the hope of seeing her son stand stronger, with the same courage she has carried all her life.**

*For more information, please contact: Steven Choka at* ***choka@unhcr.org***

# 2025 End Year Sector Dashboard

## *Basic Assistance*

**All 25 organizations mentioned below contributed to the achievement of Basic Assistance Outcomes prioritized under the LRP and reporting under ActivityInfo:**

ACF Spain, ADRA, AVSI, CARE, Caritas, HAND, IOM, IR Lebanon, La Guilde, Makhzoumi, MCC, MEDAIR, NRC, Nabad, Nusaned, OXFAM, Plan International, SCI, SHEILD, UNHCR, UNICEF, UNRWA, WFP, WVI, YOU MATTER

*For more information, please contact: Steven Choka at **choka@unhcr.org***