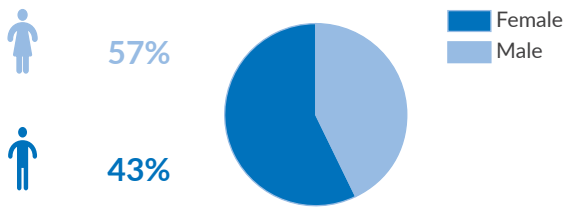


Context

This infographic provides a weekly update on UNHCR-assisted Afghan nationals returning from Pakistan, Iran, Tajikistan and other countries. It details both voluntary repatriation as well as other returns. It categorizes the total numbers of returns by age, gender and documentation type, offering a clear demographic snapshot. Additionally, the infographic traces the flow of returnees from January to present, highlighting trends and changes over time. This visual representation serves as a vital tool for understanding the dynamics of Afghan nationals return, aiding stakeholders in making informed decisions and assessments regarding their integration and support.

Key figures

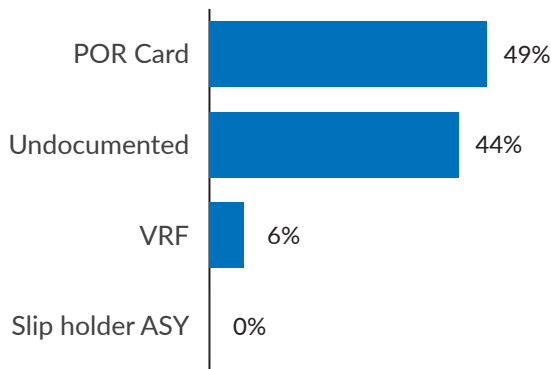
10,700 from 26 April - 02 May 2026



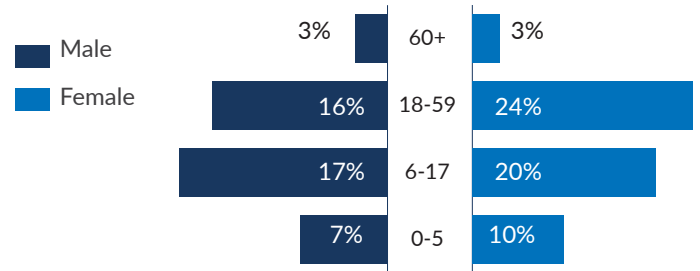
55% of returnees are minors (below 18)

41% of returnee households are female-headed

Assisted Returnees by documentation type



Assisted Returnees Demographics



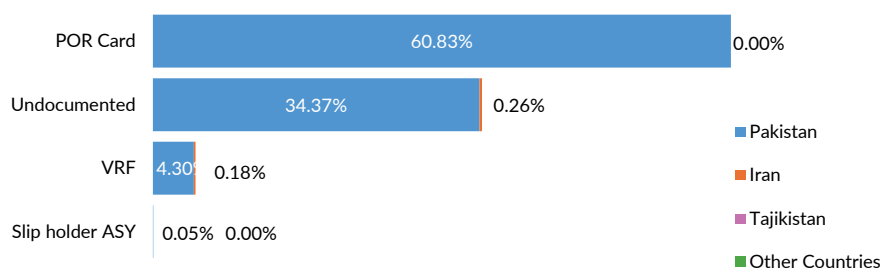
81% of the assisted are **women & children**

57% of the returnees are **women**

Gender breakdown of returnees assisted through CBI.

Return category	Male	Female	Total
POR Card	2,696	3,776	6,472
Undocumented	1,668	2,017	3,685
VRF	215	262	477
Slip holder ASY	2	3	5
Grand Total	4,581	6,058	10,639

Returned by documentation and country of asylum



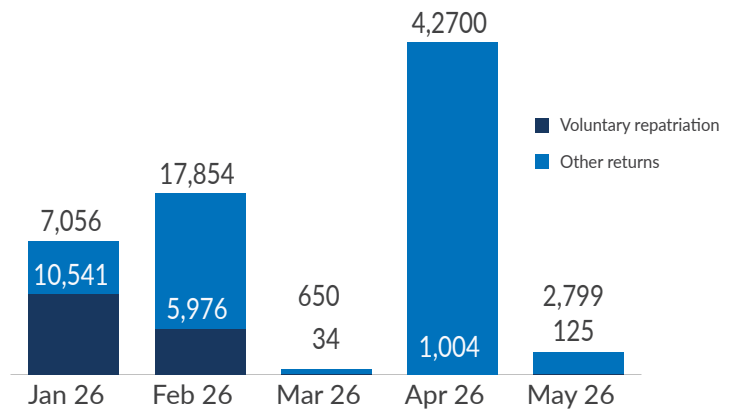
from 26 April to 02 May 2026

Assistance provided to returnees

 Since 15 September 2023 : **886,974**

 Since 1 January 2026: **104,426**
The assistance includes CBI, Transportation, Core Relief Items and Hot-Meals.

Return Trends



Return category by country of return

Return category	Pakistan	Iran	Tajikistan	Other	Total
POR Card	6,472	-	-	-	6,472
Undocumented	3,657	28	-	-	3,685
VRF	458	19	-	-	477
Slip holder ASY	5	-	-	-	5
Grand Total	10,592	47	-	-	10,639

Map of showing the intended district of return

