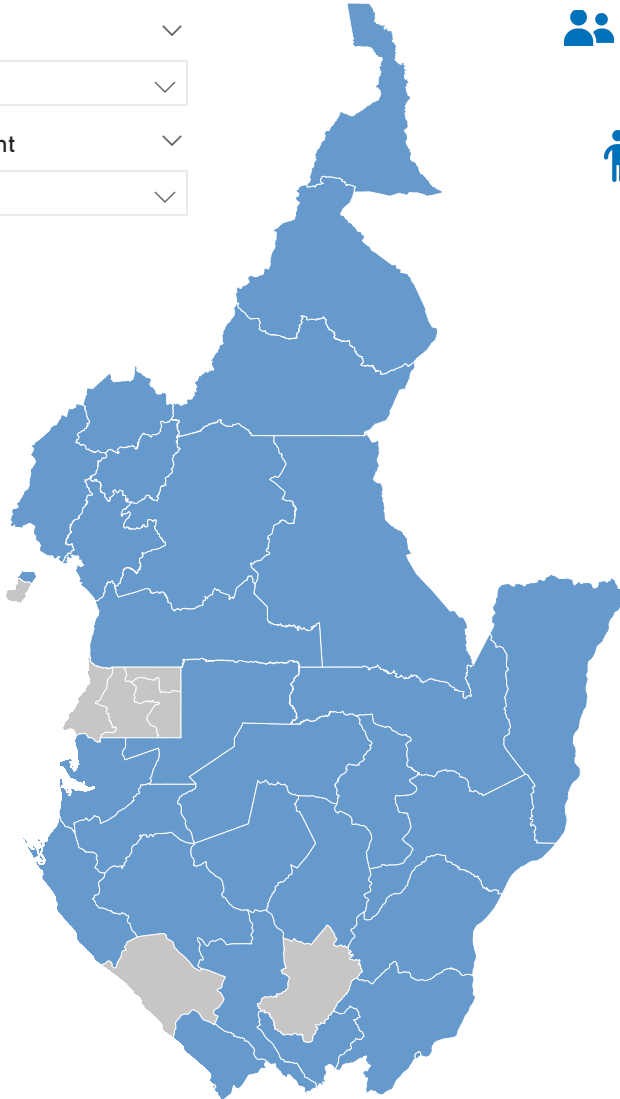


# MCO CAMEROUN: STATISTIQUES DE REFUGIES ET DEMANDEURS D'ASILE (April 2026)



Region  All

Departement  All



Legal Status

Asylum Seeker

Refugee

**502,868** Population totale

**474,151** Réfugiés

**28,717** Demandeurs d'Asile

**257,812** Children

**238,612** Adults

**20,850** Elders

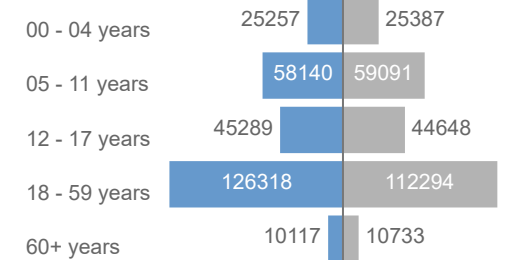
Region	00 - 04 years		05 - 11 years		12 - 17 years		18 - 59 years		60+ years		
	Female	Male	Female	Male	Female	Male	Female	Male	Female	Male	
Ogooue-Maritime							2	3	3	1	1
Ouest		3	2	1			4	81		1	
Plateaux	477	435	1333	1259	1067	1119	2643	2519	300	253	
Pointe-Noire	49	56	136	164	147	146	460	1064	14	54	
Pool	273	235	660	650	535	581	1992	2385	147	303	
Sangha	33	30	125	138	167	138	635	779	22	78	
Sangha-Mbaere		1									
Sud	5	3	4	3	1	1	20	103		11	
Sud-Ouest	3	4	27	30	76	92	294	981	33	41	
Woleu-Ntem								1		1	
<b>Total</b>	<b>840</b>	<b>767</b>	<b>2287</b>	<b>2245</b>	<b>1993</b>	<b>2079</b>	<b>6051</b>	<b>7916</b>	<b>517</b>	<b>743</b>	

## Education Age

Region	04-05 Years	06-11 Years	12-18 Years	Total
Adamaoua	4082	11814	12753	28649
Est	10886	31704	32861	75451
Estuaire	1	8	15	24
Haut-Ogooue		4	8	12
Littoral	713	2602	2595	5910
Mai-Ndombe		3	2	5
Nord	2564	8785	7424	18773
Nord-Ouest		18	34	52
Ogooue-Maritime			2	2
Ouest		3		3
Sud	6	5	4	15
Sud-Ouest	2	56	194	252
<b>Total</b>	<b>18254</b>	<b>55002</b>	<b>55892</b>	<b>129148</b>

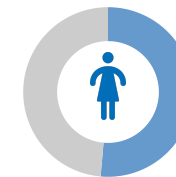
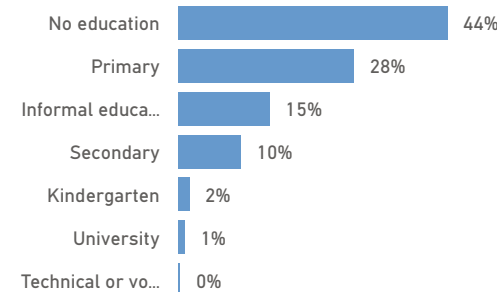
Sites / Camp	Female	Male
Mbile Site	4877	4511
Lolo Site	4338	4121
Site du 15 Avril	3941	3615
Borgop Site	3580	3046
Site de Bouemba	3143	2900
Timangolo Site	1878	1767
Ngam Site	1568	1334
Ngarisingo Site	552	554

## Repartition par Tranche d'age et par Sexe



Country of Origin	Total
Central African Republic	322421
Nigeria	126009
Democratic Republic of the Congo	31840
Niger	11113
Chad	4407
Rwanda	3675
Sudan	1138
Mali	794
Guinea	379
Burundi	177
Congo, Republic of the	121
Burkina Faso	117
Cameroon	101
<b>Total</b>	<b>502868</b>

## Niveau d'étudesID by Education



## Personnes à Besoin Spécifiques

	Female	Male	Total
Child at risk	17485	13489	30974
Woman at risk	17989	10	17999
Single parent	14859	1330	16189
Older person at risk	6971	6110	13081
Disability	5643	6367	12010
Serious medical condition	6473	5010	11483
Unaccompanied or separated child	4144	3418	7562
SGBV	2279	115	2394
Torture	219	336	555



# UNHCR CAMEROON MONTHLY UPDATES

## KEY HIGHLIGHTS April 2026



Source des données des réfugiés: Gouvernement du Cameroun avec le support du HCR ::

Contact for more info DIMA Unit Cameroon [cmr\\_yaim@unhcr.org](mailto:cmr_yaim@unhcr.org)

UNHCR Cameroon needs to support refugees, asylum seekers, and internally displaced persons (IDPs) in the country. This update provides detailed demographic, socio-economic, and educational data, as well as information on persons with specific needs, underscoring the complex and multifaceted nature of the refugee and IDP crisis in Cameroon. The monthly update highlights the demographic diversity, educational and occupational challenges, and specific needs of the displaced populations. The data emphasizes the importance of targeting interventions and creating support mechanisms to address the varied and pressing needs of these vulnerable groups. The Cameroonian government and international organizations must collaborate to provide necessary aid and ensure the well-being of these populations.

### 01/10 Population Overview:

Refugees and Asylum Seekers: Cameroon hosts **411,290** refugees and **20,500** asylum seekers.

Internally Displaced Persons (IDPs): The country has **1,004,257** IDPs, with an additional **790,842** returnees.

Major Countries of Origin: Refugees primarily come from the Central African Republic **286,676** , Nigeria **126,002** , Chad **4,306** , and Niger **11,100** .

### Demographic Distribution:

A significant portion of the refugees are women and children. Specifically, **52%** of the refugee population are women and girls, and **51%** are children.

Age Groups: Refugees are categorized into various age groups, with notable populations in the 0-4, 5-11, 12-17, 18-59, and 60+ age ranges.

### Education Levels:

The educational attainment of refugees varies, with **46%** having no education, **27%** having primary education, and smaller percentages having informal, secondary, university, or technical/vocational education.

### Occupations:

**47%** of refugees are engaged in various occupations such as homemakers, traders, drivers, pensioners, maneuvers, and breeders. **17%** are students, **14%** are unemployed, and **9%** are farmers.

### Ethnicity and Religion:

Ethnicity: The majority of ethnicities are Peulh **44%** , Kanuri **12%** .

Religion: The religious makeup includes **74%** Muslims, **24%** Christians, and **2%** others.



### Persons with Specific Needs:

Categories: There are several categories of persons with specific needs including children at risk, women at risk, single parents, older persons, unaccompanied or separated children, and persons with disabilities.

Top Concerns: The highest numbers are children at risk of not attending school **26,795** , individuals with vision disabilities **5,150** , and older persons with children **3,207** .

### Legal and Marital Status:

Legal Status: Refugees and asylum seekers are categorized based on their arrival years, with significant influxes noted in 2014 and subsequent years. Marital Status: The majority of the refugee population is single **67%** , followed by married individuals **25%** .

### Regional distribution:

The distribution of refugees and IDPs across various regions in Cameroon shows significant numbers in different regions. The East region hosts the largest refugee population with **163,427** individuals. The Far-North has **121,493** refugees, while Adamaoua has **57,266** . The North region accommodates **37,496** refugees, and the Centre has **27,167** . The Littoral region has **22,817** refugees.

### Challenges and Needs:

UNHCR MCO in Cameroon grapples with significant challenges in managing and supporting its large refugee and internally displaced populations. Due to increasing global crises, UNHCR Cameroon faces immense strain, with regions like the East and Extreme-Nord hosting **163,427** and **121,493** refugees respectively, the strain on resources is immense. These populations include a high percentage of children and women, requiring specialized services such as education, healthcare, and protection. The diverse educational levels among refugees, ranging from no education to university, indicate a need for comprehensive educational programs. Additionally, significant numbers of refugees are unemployed or engaged in low-income occupations, highlighting the necessity for vocational training and employment opportunities. The presence of vulnerable groups, such as unaccompanied children, single parents, and individuals with disabilities, further underscores the urgent need for targeted humanitarian aid and robust social support systems to address their specific needs and ensure their well-being.



# UNHCR CAMEROON IN A GLANCE

April 2026



Central African | Nigeria | IDP Far North | IDP NWSW | Other Refugees

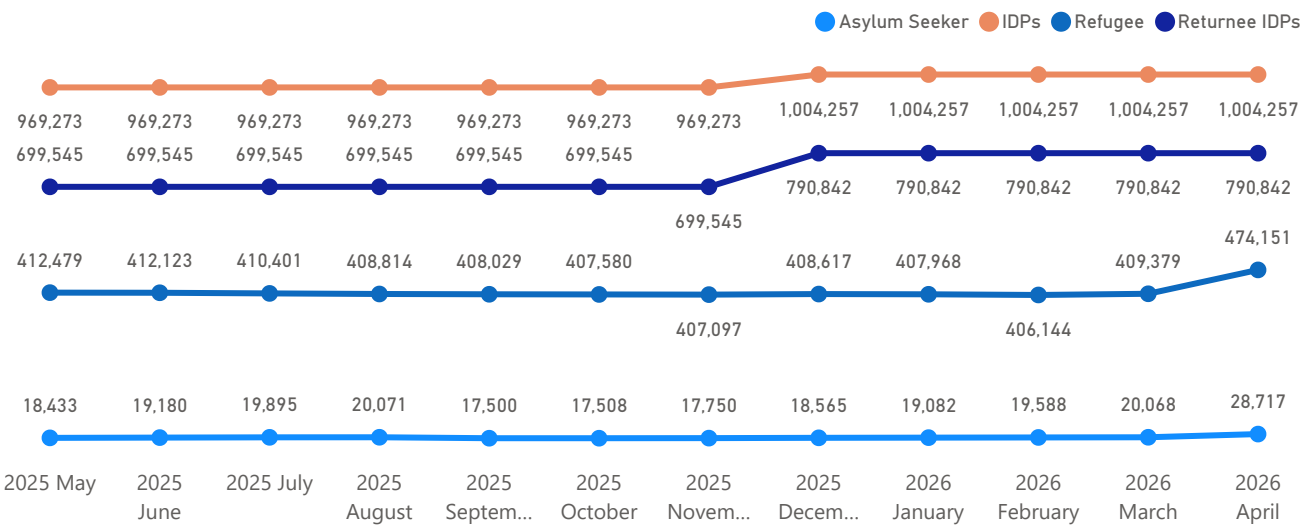
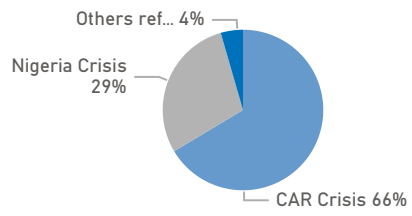
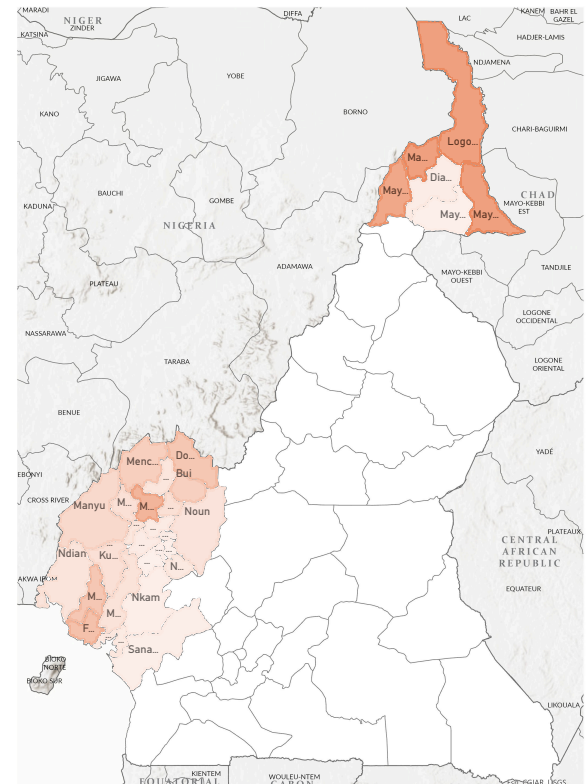
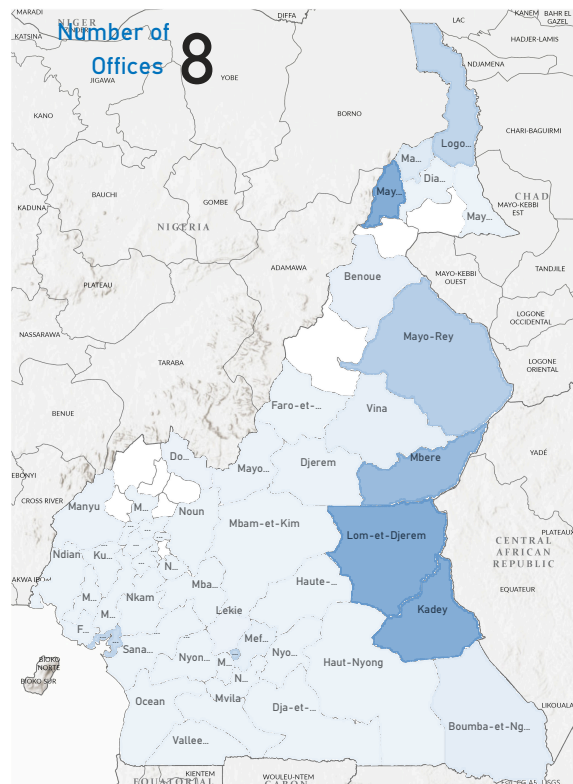
Population Type: All | Region: All | Zone: All | Owning Office: All

**2,226,889**  
Total of Persons we serve

**411,290** Refugee  
**20,500** Asylum Seeker  
**1,004,257** Internally Displaced  
**790,842** Returnees IDP

Refugee and Asylum Seeker by Department

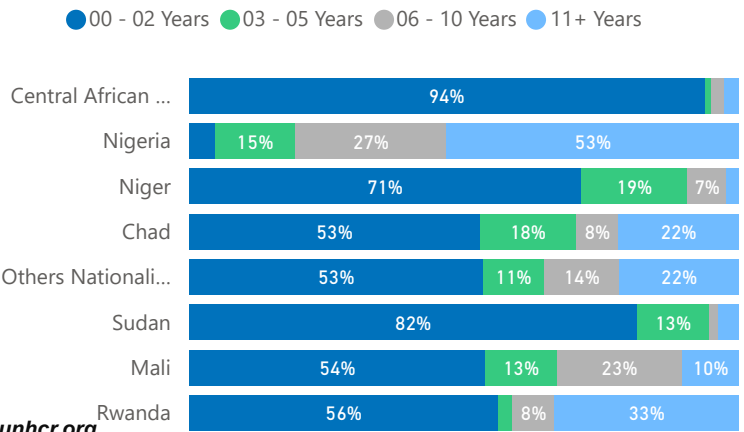
IDPs by Department



Top 5 countries with refugees and asylum seekers

- Central African Republic: 286,676
- Niger: 11,100
- Nigeria: 126,002
- Rwanda: 445
- Chad: 4,306
- Mali: 788
- Others Nationality: 1,889
- Soudan: 820

Number of years spent in Cameroon



Returnees & IDPs Source: IOM, OCHA ; Source des données des réfugiés: Gouvernement du Cameroun avec le support du HCR :: Contact for more info DIMA Unit Cameroon cmr\_yaim@unhcr.org

Central African
Nigeria
Other Refugees

Legal Status

Site/Camp

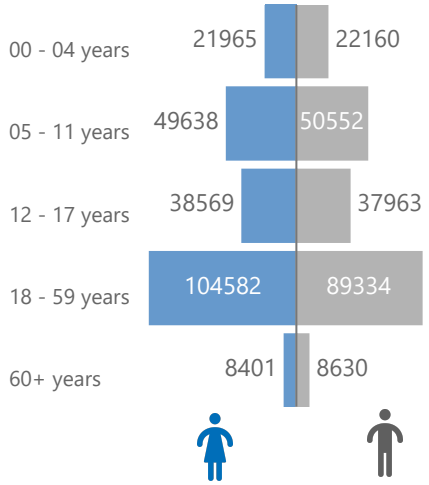
**200,875**  
School age children

Region: 
 Department: 
 Zone: 
 Owning Office:

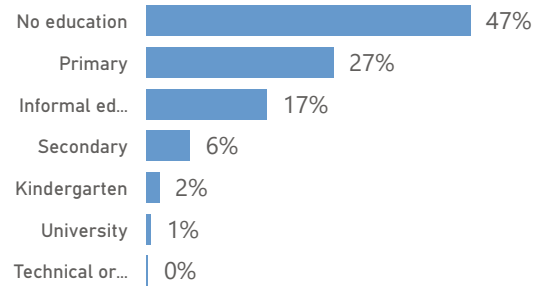
Refugees by age group

Region	00 - 04 years		05 - 11 years		12 - 17 years		18 - 59 years		60+ years		Total
	Female	Male	Female	Male	Female	Male	Female	Male	Female	Male	
Est	8546	8628	18140	18915	14624	14494	42181	31340	3198	3361	163427
Extreme-Nord	7020	6993	15900	15727	12141	11741	27474	19264	2644	2589	121493
Adamaoua	2838	2853	6774	7041	5653	5665	14575	9247	1348	1272	57266
Nord	1973	2013	5031	5064	3399	3321	9446	5759	800	690	37496
Centre	1061	1064	2401	2340	1622	1503	6447	10164	218	347	27167
Littoral	506	579	1352	1415	1040	1125	4067	12273	147	313	22817
Sud-Ouest	3	4	27	30	76	92	294	981	33	41	1581
Nord-Ouest			6	12	10	19	64	76	12	5	204
Sud	5	3	3	3	1	1	19	103		11	149
Ouest		3	2	1			4	81		1	92
<b>Total</b>	<b>21952</b>	<b>22140</b>	<b>49636</b>	<b>50548</b>	<b>38566</b>	<b>37961</b>	<b>104571</b>	<b>89288</b>	<b>8400</b>	<b>8630</b>	<b>431692</b>

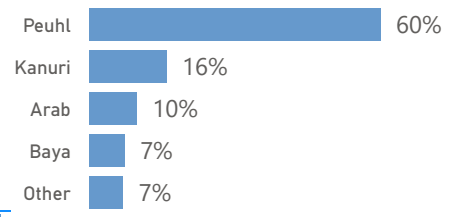
Population distribution (gender and age group)



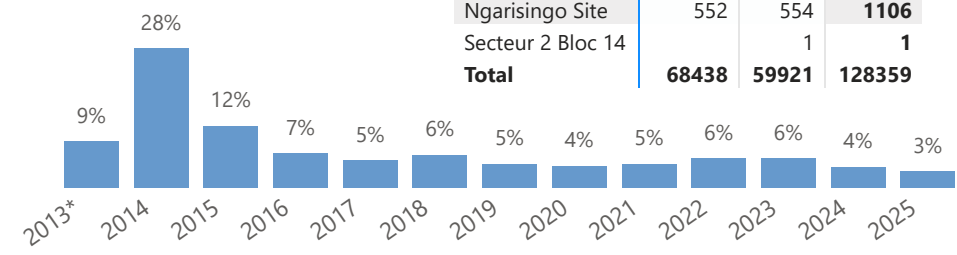
Education Level



Ethnicity



Year of arrival of refugees



Site/Camp	Female	Male	Total
Minawao Camp	43165	37116	80281
Gado Site	8482	7471	15953
Mbile Site	4877	4511	9388
Lolo Site	4337	4121	8458
Borgop Site	3580	3046	6626
Timangolo Site	1877	1767	3644
Ngam Site	1568	1334	2902
Ngarisingo Site	552	554	1106
Secteur 2 Bloc 14		1	1
<b>Total</b>	<b>68438</b>	<b>59921</b>	<b>128359</b>

Education Age

Region	04-05 Years		06-11 Years		12-18 Years		Total
	Female	Male	Female	Male	Female	Male	
Adamaoua	1971	2109	5806	6001	6398	6352	28637
Centre	643	658	2056	2019	1862	1739	8977
Est	5444	5440	15471	16227	16471	16390	75443
Extreme-Nord	4423	4332	13706	13582	13728	13279	63050
Littoral	289	359	1199	1222	1183	1406	5658
Nord	1251	1313	4403	4382	3765	3658	18772
Nord-Ouest			6	12	13	21	52
Ouest			2	1			3
Sud	2	3	2	3	1	3	14
Sud-Ouest		2	27	29	89	105	252
<b>Total</b>	<b>14023</b>	<b>14216</b>	<b>42678</b>	<b>43478</b>	<b>43510</b>	<b>42953</b>	<b>200858</b>

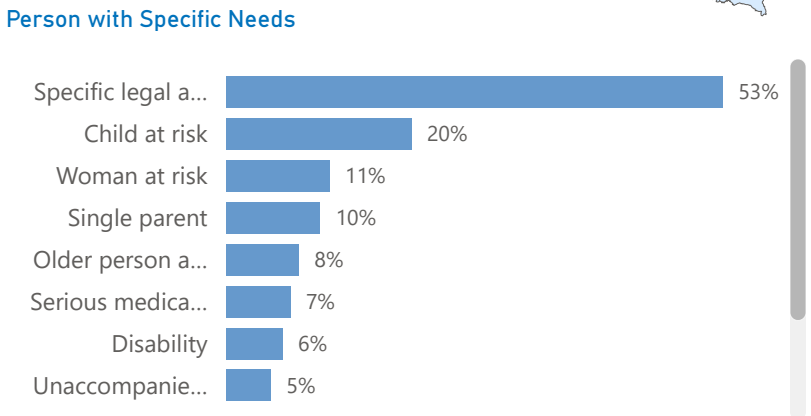
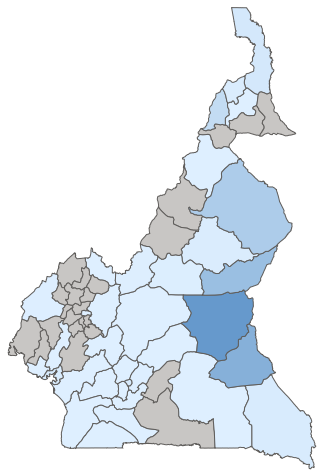
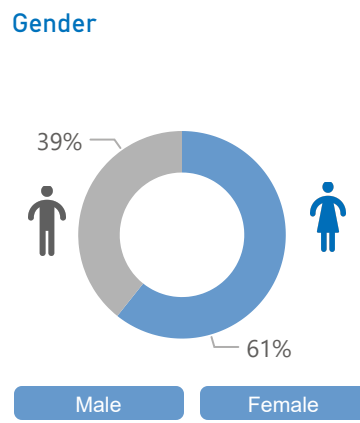
Central African | Nigeria | Other Refugees

Owning Office: All

Region: All | Department: All | Commu...: All | Zone: All

Areas of Responsibility: Child Protection | General Protection | SGBV

**154,639** Person with Specific Needs



**30,327** Child at Risk

SPN Sub Category	# Refugee
Child at risk of not attending school	29131
Child with special education needs	627
Child parent	324
Child spouse	300
Teenage pregnancy	91
Child engaged in other forms of child labour	63
Child carer	61
Child engaged in worst forms of child labour	29
No legal documentation	10
Child associated with armed forces or groups	7

**10,494** Serious Medical Condition

SPN Sub Category	# Refugee
Other medical condition	6461
Chronic illness	2449
Malnutrition	639
Difficult pregnancy	547
Critical medical	422
Mental illness	224
Addiction	25
Woman at risk	18
Emotions and behavior	3
Vision	3

**2,161** SGBV

SGBV	Refugee
Victim/Survivor of SGBV in country of asylum	572
Threat of forced marriage	531
Victim/Survivor of SGBV in country of asylum	446
Victim/Survivor of SGBV in country of origin	286
Survival sex	224

**9,230** Disability

SPN Sub Category	# Refugee
Vision	4037
Hearing	1592
Lower Body Mobility	1448
Emotions and behavior	1298
Communication	820
Upper Body Mobility	401
Physical disability - moderate	157
Visual impairment (including blindness)	70
Remembering and concentrating	49
Mental disability - moderate	47

**15,350** Single Parent

(Top 10) Single Parent

# Refugee	
Single HR - parent	13913
Single HR - caregiver	907
Single HR - grandparent	641
Woman at risk	13
Single woman at risk	9
Child parent	3
No legal documentation	2
Single older person	2
Child at risk of not attending school	1
Older person with children	1

**278** Family Unity

Family Unity Sub-Category	# Refugee
Family reunification required	232
Tracing required	46

**11,903** Older at Risk

Older Person at Risk	# Refugee
Older person with children	5794
Older person unable to care for self	4513
Single older person	2142
No legal documentation	2
Woman at risk	2
Single HR - grandparent	1
Single HR - parent	1
Single woman at risk	1

**7,303** Unaccompanied or separated child

(Top 6) Unaccompanied or separated child

# Refugee	
Separated child	6684
Unaccompanied child	593
Child headed household	42
Child in institutional care	26
Child in foster care	16
No legal documentation	5

**16,909** Woman at Risk

(Top 4) Single Parent Sub-Category

# Refugee	
Woman at risk	9364
Single woman at risk	3273
Single HR - parent	10
Lactating	4539

Central African

Nigeria

Other Refugees

Region ▼

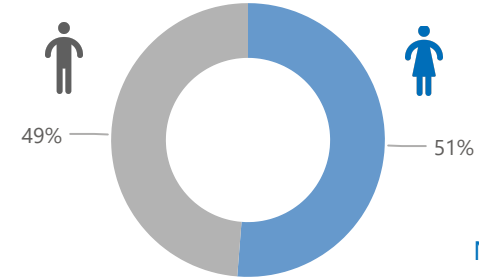
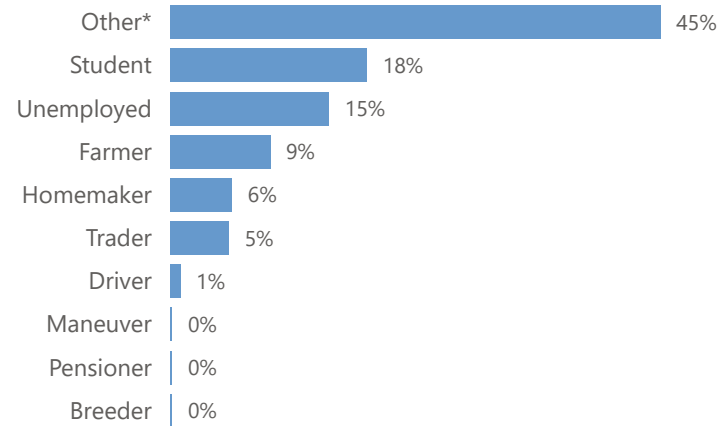
Zone ▼

Owning Office ▼

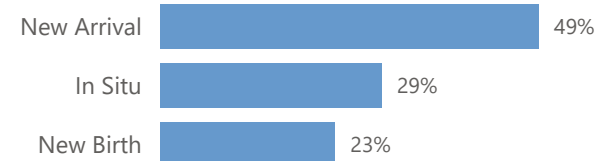
Male

Female

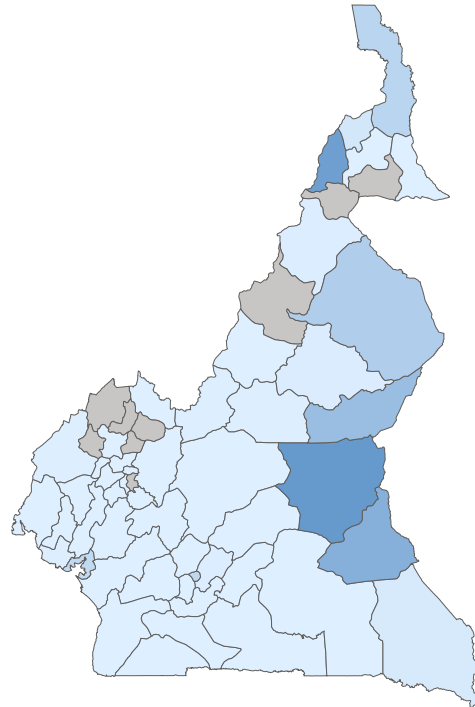
### Occupation



### Registration Reason



### Religion



### Central African

Occupations	Adamaoua	Centre	Est	Extreme-Nord	Littoral	Nord	Total	
Other*	17942	9590	58488		9	5622	5836	<b>97487</b>
Student	15030	4381	30708		1	3566	7458	<b>61144</b>
Unemployed	7331	1997	34312		1	889	11429	<b>55959</b>
Farmer	8692	858	13991		1	338	6782	<b>30662</b>
Homemaker	4082	1236	15293			1020	1719	<b>23350</b>
Trader	2836	1322	8274		1	1101	1375	<b>14909</b>
Driver	425	240	2158		1	436	237	<b>3497</b>
Maneuver	11	21	52			6	2	<b>92</b>
Pensioner	12	3	52			3	2	<b>72</b>
Breeder	25		11				28	<b>64</b>

### Nigeria

Occupations	Adamaoua	Centre	Est	Extreme-Nord	Littoral	Nord	Total
Other*	295	261	7	94776	50	1130	<b>96519</b>
Student	188	36		9361	6	448	<b>10039</b>
Farmer	26	5		7698	3	755	<b>8487</b>
Homemaker	51	11	2	4608	2	102	<b>4776</b>
Unemployed	171	76	1	2474	9		<b>2731</b>
Trader	34	106	2	2024	18	10	<b>2194</b>
Driver	6	6		387	3		<b>402</b>
Pensioner	2			25			<b>27</b>
Maneuver				11			<b>11</b>
Breeder				9			<b>9</b>

### Other Nationalities

Occupations	Adamaoua	Centre	Est	Extreme-Nord	Littoral	Nord	Total
Other*	56	3478	44	43	4924	47	<b>8592</b>
Trader	4	1151	11	9	2430	5	<b>3610</b>
Unemployed	31	1019	15	19	1052	85	<b>2221</b>
Student	24	1338	11	30	492	23	<b>1918</b>
Farmer	2	168	11		787	13	<b>981</b>
Homemaker	15	355	5	6	158	15	<b>554</b>
Driver		90	1	4	127	2	<b>224</b>
Maneuver	1	8			57	2	<b>68</b>