UNHCR South Sudan
Population Overview of Refugees and Asylum-seekers
(As of 30 April 2026)

633,092 Total Individuals

172,674 Total Ref. & Asy. Households

628,951 Refugees

4,141 Asylum-Seekers

433,501 Total Biometric Enrollment (5 years +)

75% Women & Children

10% Persons with Specific Needs

95% Sudanese Refugees

Population Demographics

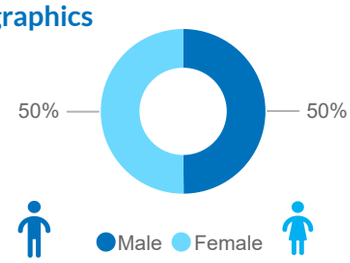

	Male		Female	
10,589	2%	60+	2%	9,716
139,153	22%	18-59	23%	143,892
49,681	8%	12-17	8%	49,600
75,048	12%	05-11	12%	74,039
41,347	7%	00-04	6%	40,027

Top 4 Refugees by Country of Origin

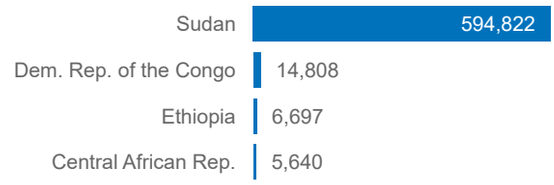

Top 4 Asylum-seekers by Country of Origin

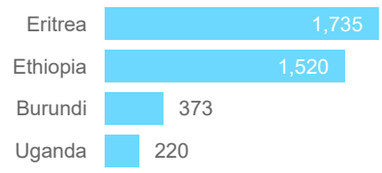

State / Administrative Area	Total	Percentage	Refugee	Asylum-seeker
Upper Nile	295,239	47%	294,918	321
Ruweng Administrative Area	149,383	24%	149,368	15
Central Equatoria	46,844	7%	43,600	3,244
Northern Bahr El Ghazal	32,958	5%	32,487	471
Western Equatoria	21,658	3%	21,578	80
Western Bahr El Ghazal	19,792	3%	19,788	4
Lakes	2,360	0%	2,354	6
Jonglei	2,009	0%	2,009	0
Warrap	1,221	0%	1,221	0
Other Locations	61,628	10%	61,628	0
Grand Total	**633,092**	**100%**	**628,951**	**4,141**

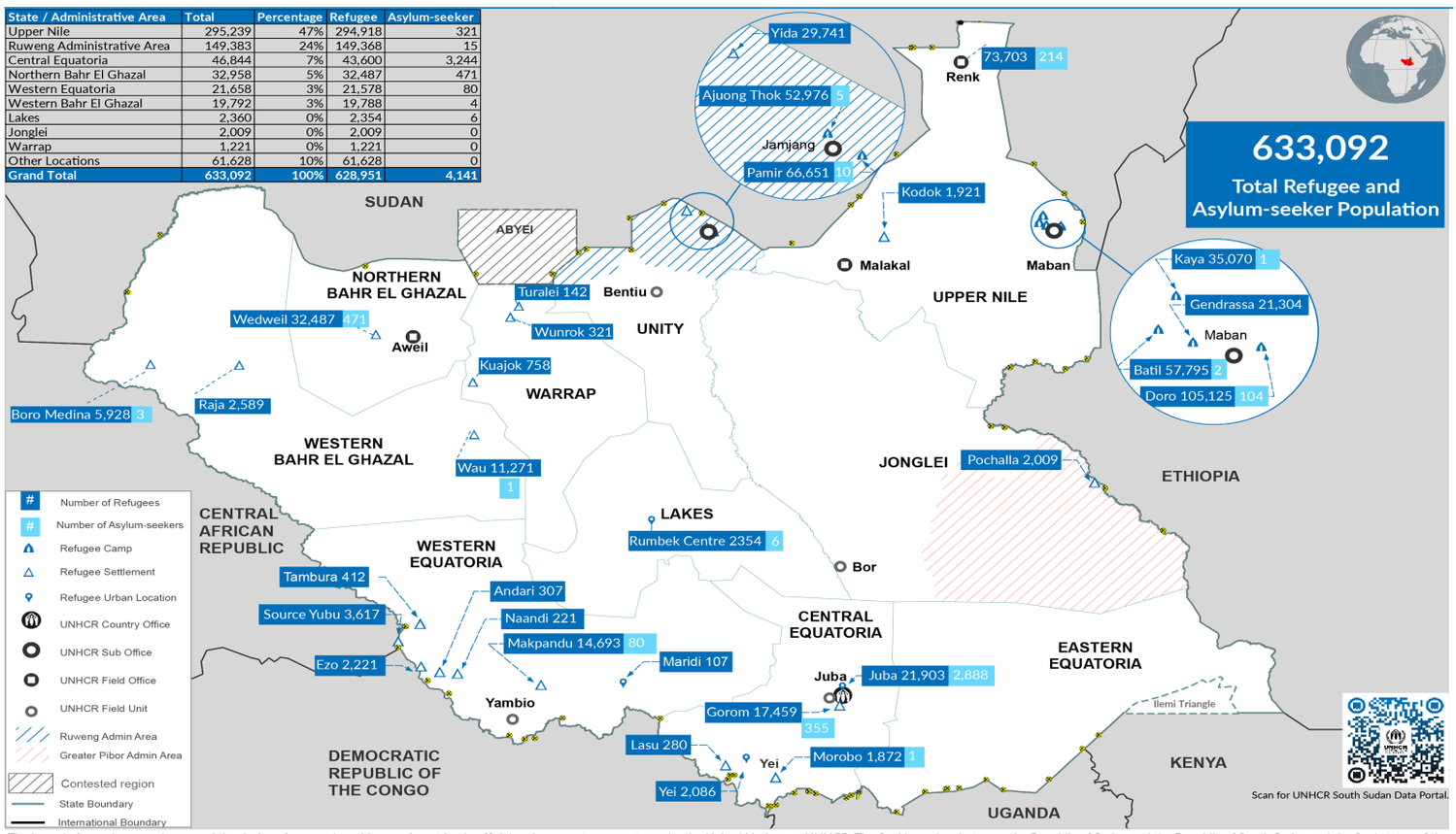

The boundaries and names shown and the designations used on this map do not imply official endorsement or acceptance by the United Nations or UNHCR. The final boundary between the Republic of Sudan and the Republic of South Sudan and the final status of the Abyei area are not yet determined.

As of the end of April 2026, South Sudan hosts 633,092 refugees and asylum-seekers across 172,674 households, settled in 30 locations nationwide. This includes 628,951 registered refugees and 4,141 asylum-seekers. The vast majority 95% (594,822 individuals), are Sudanese refugees, followed by 14,808 (2%) from the Democratic Republic of Congo, 6,697 from Ethiopia, 5,640 from Central African Republic, 5,449 from Eritrea, and 1,535 from other nationalities.

In response to the ongoing conflict in Sudan, the Government of South Sudan continues to grant prima facie refugee status to those fleeing the country. Among the refugees, 49% are female aged 0-59 years, and 75% are female and children combined. The asylum-seeker population is smaller and has a distinct demographic profile. Eritreans accounts for 42% and Ethiopians (37%) of the total, forming the two largest groups, followed by Burundians (9%), Ugandans (5%), Somalia (4%) and (3%) other nationalities.

Publish Date: 05 May 2026 Source: CRA-UNHCR Joint Registration Exercise (proGres v4) Feedback: ssdjuodm@unhcr.org

UNHCR South Sudan
Population Overview of Refugees and Asylum-seekers
(As of 30 April 2026)

New Registration Trends Last 12 months

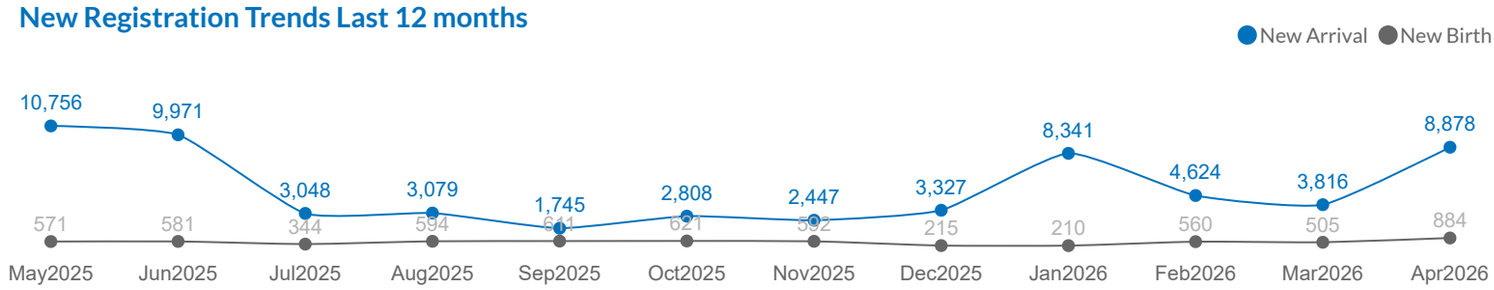

Top 10 Locations by Number of Refugees

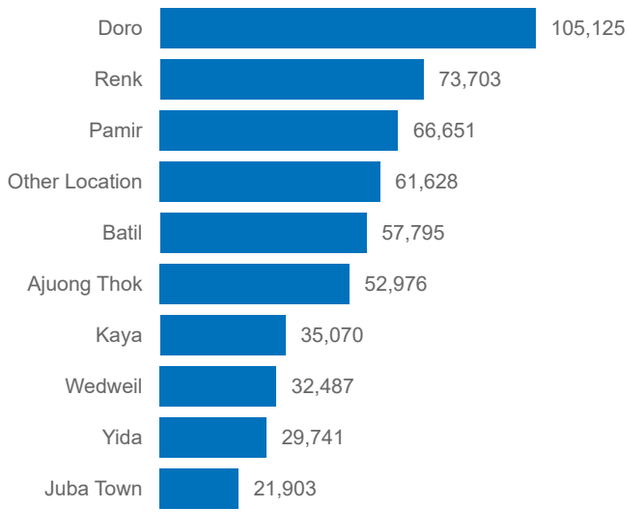

Top 10 Locations by Number of Asylum-seekers

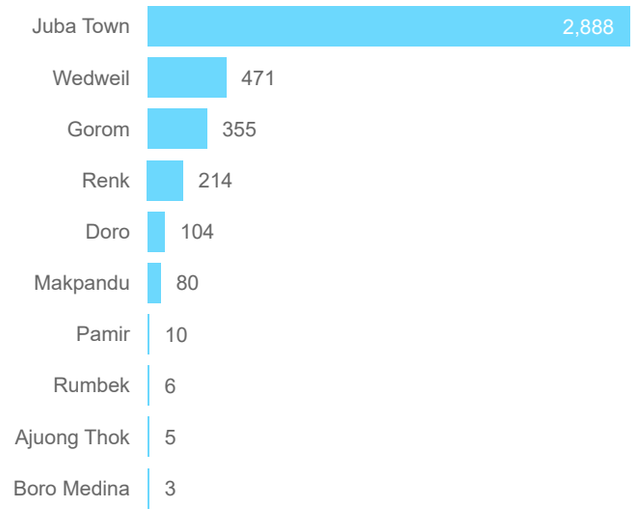

Top 7 Specific Needs*

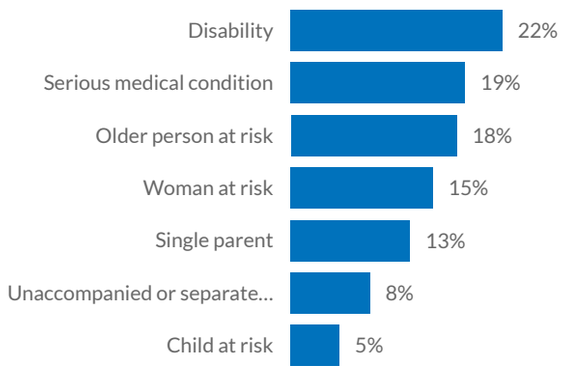

Note: *Percentages represent the share of individuals within the total population identified as having specific needs.

Specific Need by Age & Gender

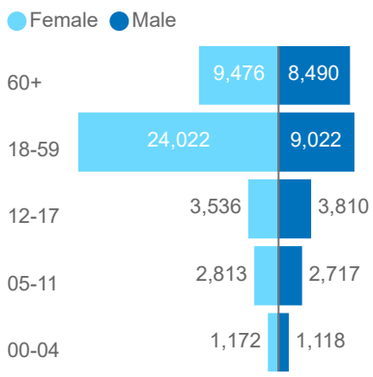

Population per Location Type

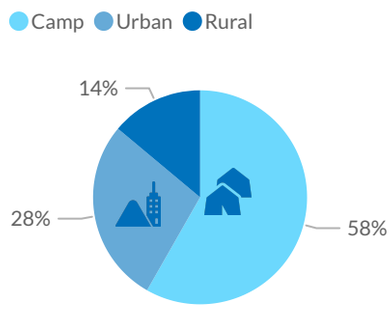

Education Level

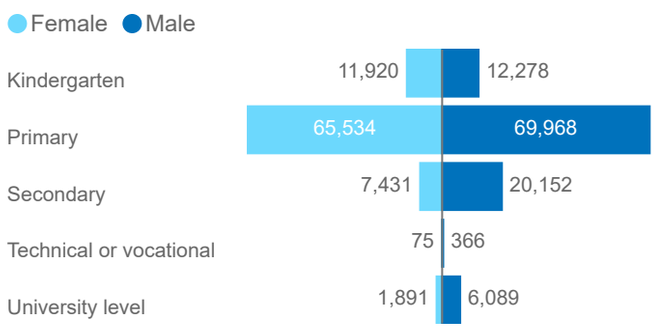
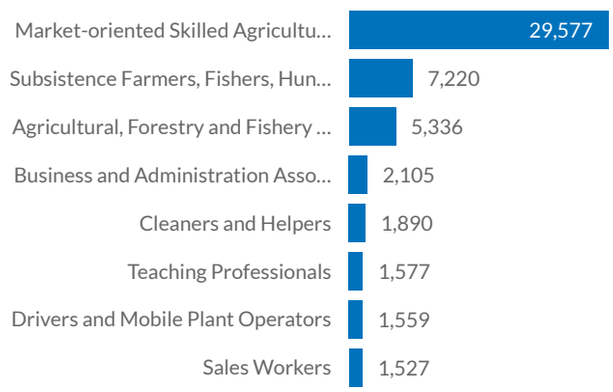
Top 7 Professional Skills