UGANDA- POPULATION DASHBOARD

ANNEX III - SETTLEMENT PROFILES 30-Jun-2026

Adjumani

Total Population	Total Refugees
236,453	235,575
Total Households	Total Asylum-Seekers
30,266	878

Women and Children 191,020 — 81 %

Female 126,095 — 53 %

Elderly (60+) 7,839 — 3 %

Youth (15-24) 69,297 — 29 %

New Registration by Month

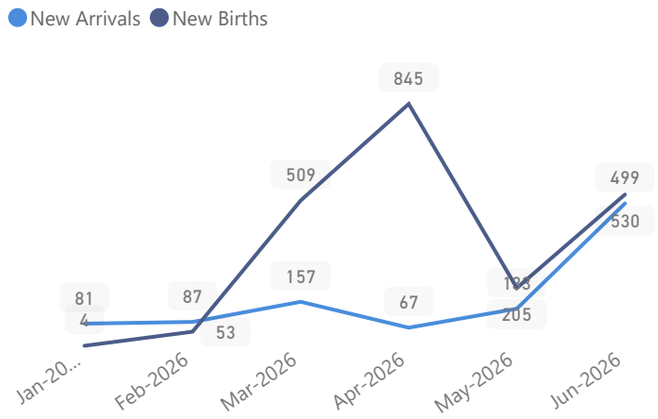

Main Hosting Locations

Zone	HHs	Individuals
Nyumanzi	5,044	49,604
Pagrinya	6,116	39,344
Ayilo I	2,980	29,088
Maaji II	2,606	19,265
Ayilo II	2,028	15,965
Maaji III	2,299	15,406
Mirieyi	1,083	9,863
Boroli I	1,323	9,823
Alere	858	7,929
Agojo	1,512	7,652
Baratuku	801	6,593
Mungula I	679	5,972
Olua I	613	5,411
Boroli II	674	4,713
Olua II	429	3,883
Mungula II	297	1,809
Oliji	236	1,598
Elema	184	983
Ranch 1	368	742

Main Countries of Origin	Total
South Sudan	235,297
Sudan	1,098

Main Occupations

16% Have occupation

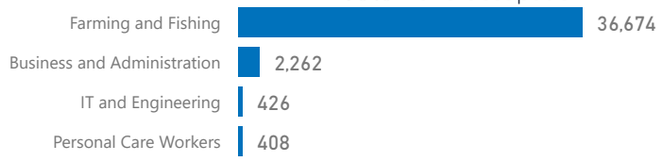

* Age is between 18 - 59 years for Occupation

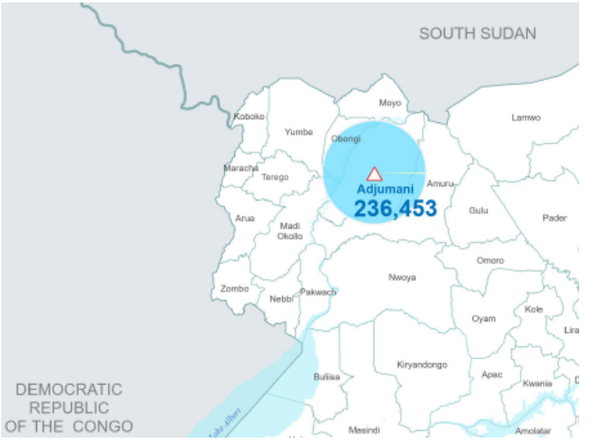

Age & Gender Breakdown

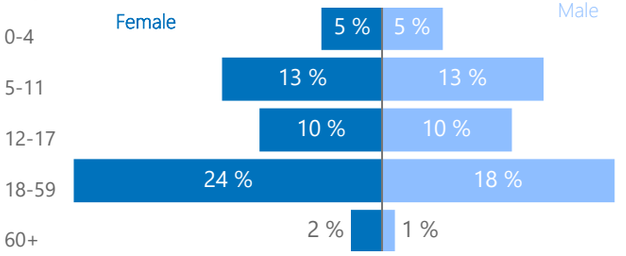

Main Specific Needs

21,605 — 14,194

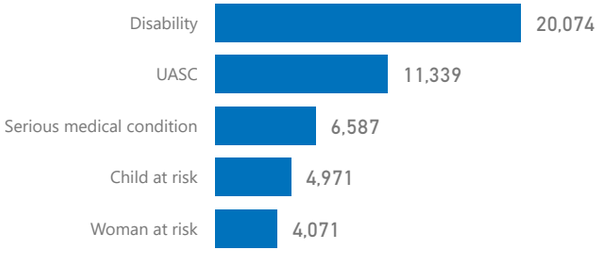

UGANDA- POPULATION DASHBOARD

ANNEX III - SETTLEMENT PROFILES 30-Jun-2026

Bidibidi

Total Population	Total Refugees
210,353	210,351
Total Households	Total Asylum-Seekers
36,889	2

Women and Children 167,741 — 80 %

Female 110,201 — 52 %

Elderly (60+) 6,160 — 3 %

Youth (15-24) 63,790 — 30 %

Main Hosting Locations

Zone	HHs	Individuals
Zone 3	9,357	50,288
Zone 2	7,600	47,268
Zone 5	8,033	42,744
Zone 1	6,533	40,706
Zone 4	5,365	29,336

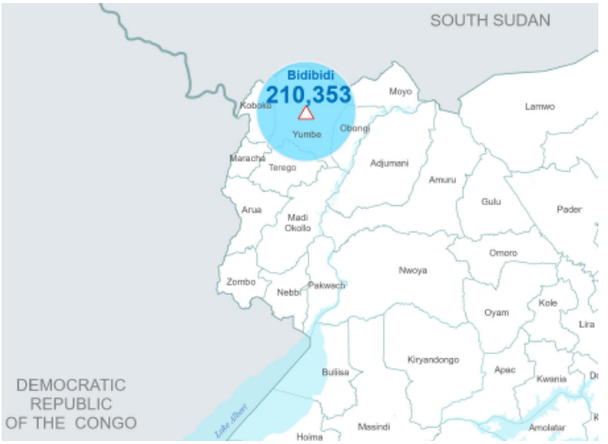

Main Countries of Origin

Main Countries of Origin	Total
South Sudan	210,185
Sudan	112
DR Congo	50
Ethiopia	3

Age & Gender Breakdown

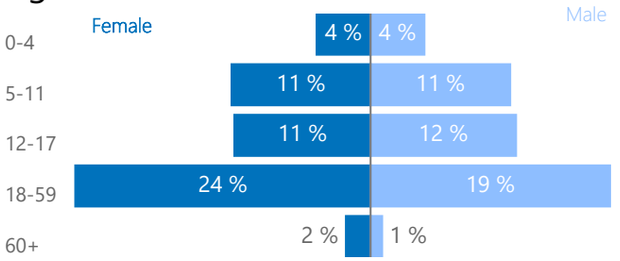

New Registration by Month

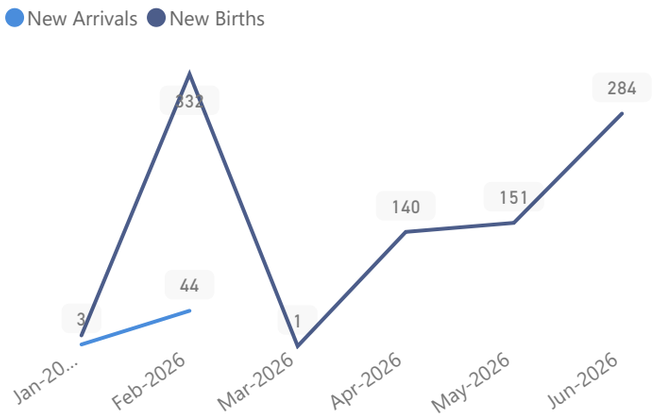

Main Occupations

13% Have occupation

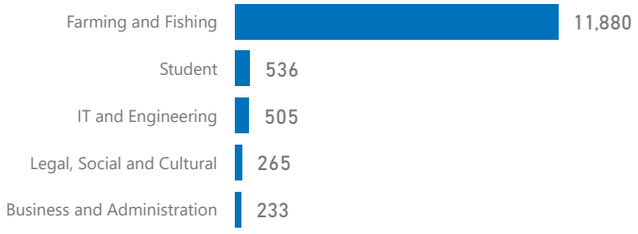

* Age is between 18 - 59 years for Occupation

Main Specific Needs

9,767 5,329

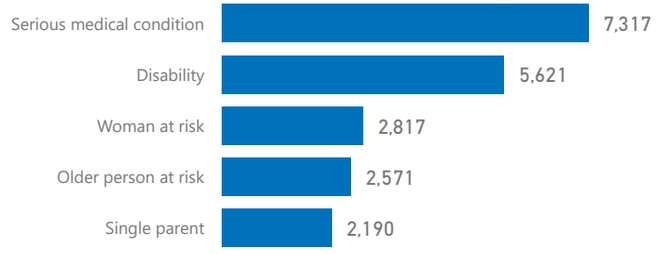

UGANDA- POPULATION DASHBOARD

ANNEX III - SETTLEMENT PROFILES 30-Jun-2026

Imvepi

Total Population	Total Refugees
83,698	77,687
Total Households	Total Asylum-Seekers
19,864	6,011

Women and Children 67,833

81 %

Female 44,637

53 %

Elderly (60+) 2,485

3 %

Youth (15-24) 21,307

25 %

Main Hosting Locations

Zone	HHs	Individuals
Zone 1	9,905	39,872
Zone 2	5,162	26,205
Zone 3	3,974	15,215
Zone 4	824	2,406

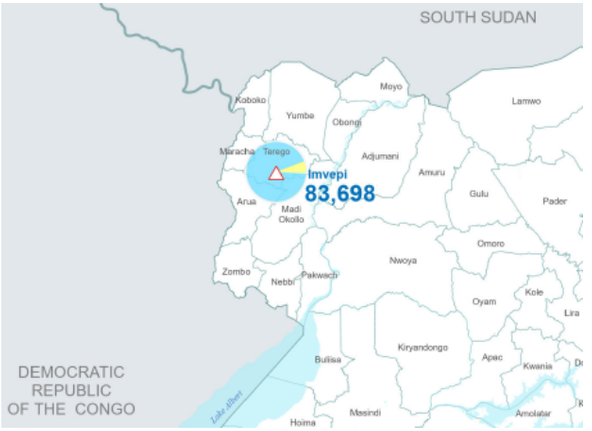

Main Countries of Origin

Main Countries of Origin	Total
South Sudan	77,958
DR Congo	4,822
Sudan	915
Ethiopia	1
Rwanda	1
United Republic of Tanzania	1

Age & Gender Breakdown

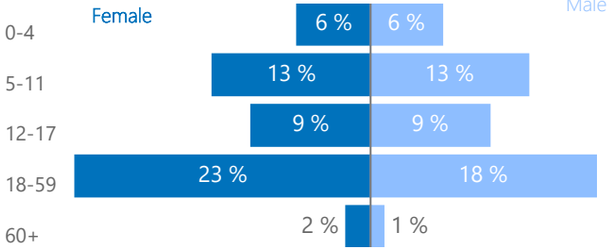

New Registration by Month

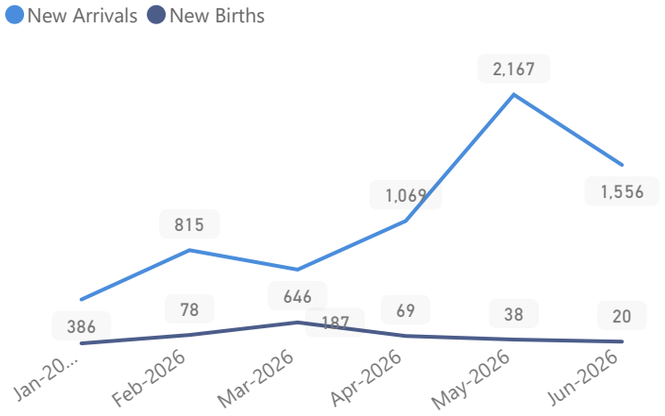

Main Occupations

18% Have occupation

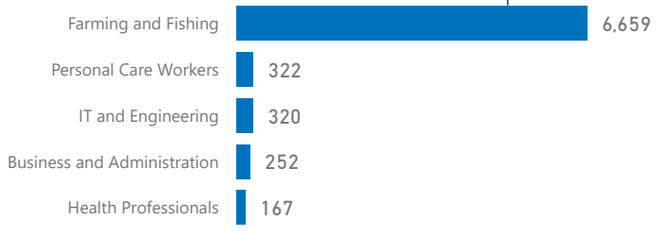

* Age is between 18 - 59 years for Occupation

Main Specific Needs

6,911 4,170

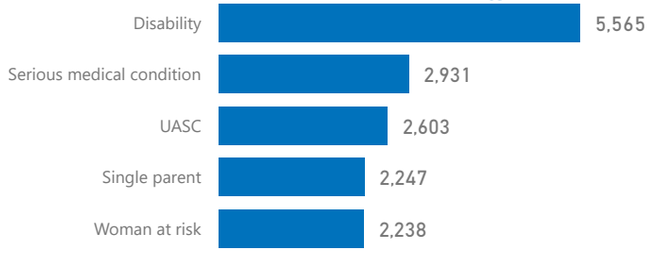

UGANDA- POPULATION DASHBOARD

ANNEX III - SETTLEMENT PROFILES 30-Jun-2026

Kampala

Total Population	Total Refugees
173,074	134,159
Total Households	Total Asylum-Seekers
107,145	38,915

Women and Children 101,420

59 %

Elderly (60+) 2,819

2 %

Female 78,184

45 %

Youth (15-24) 37,955

22 %

Main Hosting Locations

Zone	HHs	Individuals
Makindye Division	56,894	89,984
Kampala Central	29,046	40,688
Rubaga Division	16,572	31,381
Kawempe Division	2,783	5,440
Nakawa	1,147	3,203

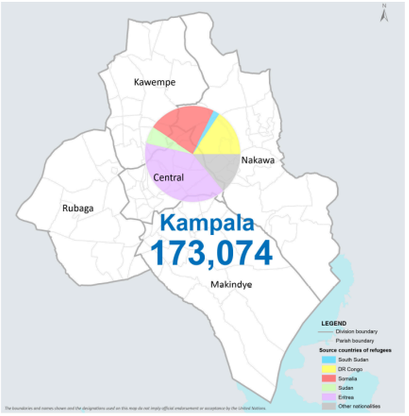

Main Countries of Origin

	Total
Eritrea	68,768
Somalia	39,485
DR Congo	27,013
Ethiopia	14,714

Age & Gender Breakdown

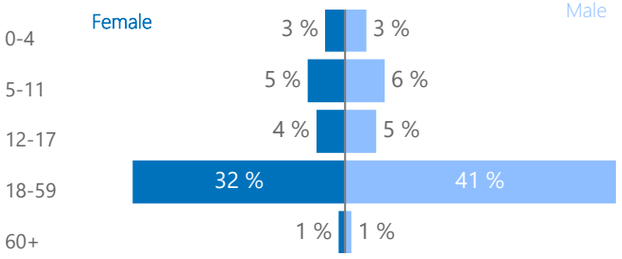

New Registration by Month

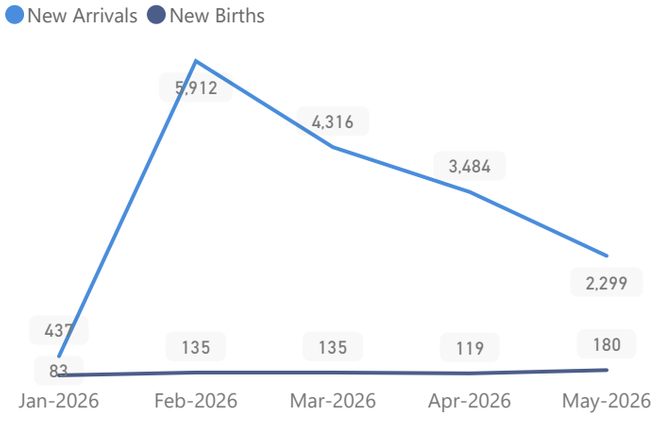

Main Occupations

4% Have occupation

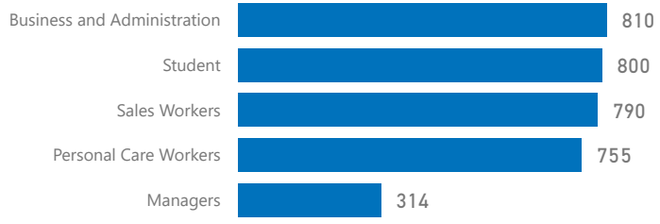

* Age is between 18 - 59 years for Occupation

Main Specific Needs

1,207 1,066

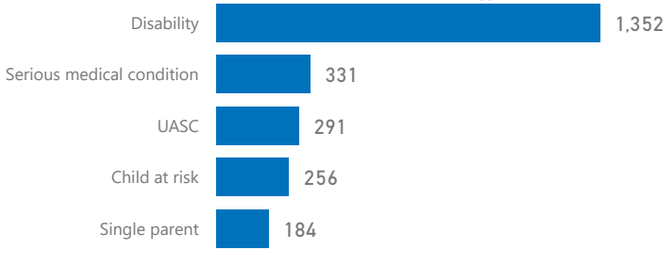

UGANDA- POPULATION DASHBOARD

ANNEX III - SETTLEMENT PROFILES 30-Jun-2026

Kiryandongo

Total Population	Total Refugees
168,067	166,000
Total Households	Total Asylum-Seekers
48,225	2,067

Women and Children 124,600 — 74 %

Female 85,051 — 51 %

Elderly (60+) 5,721 — 3 %

Youth (15-24) 48,090 — 29 %

Main Hosting Locations

Zone	HHs	Individuals
Ranch 1	35,304	107,785
Ranch 37	12,903	60,141

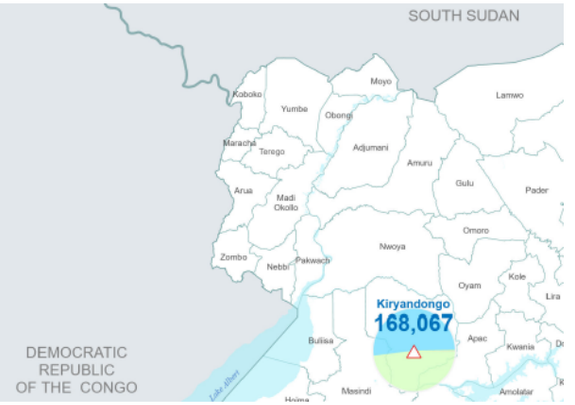

Main Countries of Origin

Main Countries of Origin	Total
South Sudan	86,955
Sudan	80,423
DR Congo	399
Kenya	196

Age & Gender Breakdown

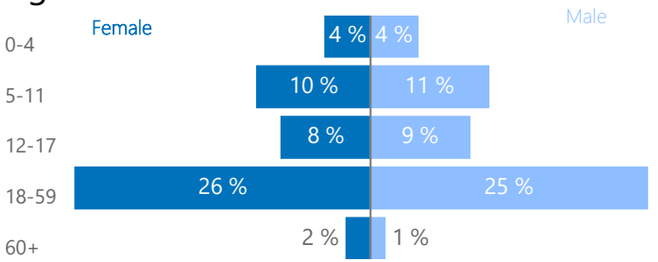

New Registration by Month

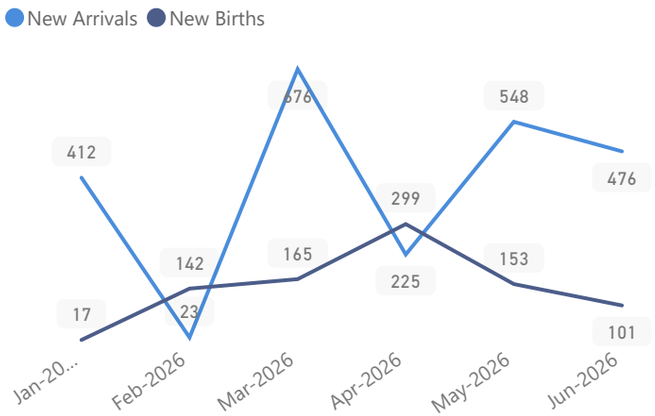

Main Occupations

8% Have occupation

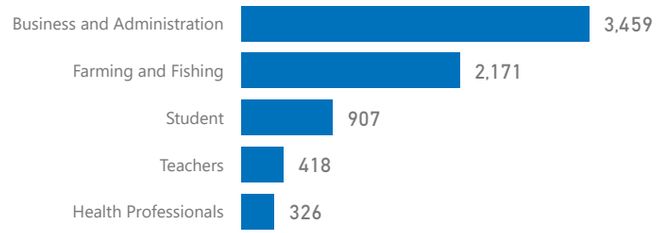

* Age is between 18 - 59 years for Occupation

Main Specific Needs

11,222 7,092

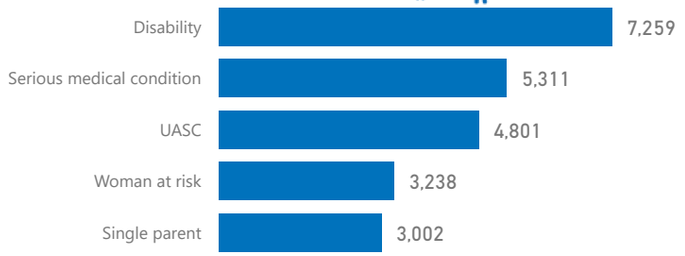

Source: Statistics - OPM (proGres)

Feedback: ugakareg@unhcr.org

Creation date: 01-Jul-2026

UGANDA- POPULATION DASHBOARD

ANNEX III - SETTLEMENT PROFILES 30-Jun-2026

Kyaka II

Total Population	Total Refugees
139,142	135,547
Total Households	Total Asylum-Seekers
35,807	3,595

Women and Children 109,064 — 78 %

Female 70,800 — 51 %

Elderly (60+) 4,071 — 3 %

Youth (15-24) 29,676 — 21 %

Main Hosting Locations

Zone	HHs	Individuals
Bwiriza	6,521	24,030
Sweswe	6,472	23,819
Byabakora	5,649	23,031
Mukondo	4,839	19,735
Itambabiniga	4,729	18,088

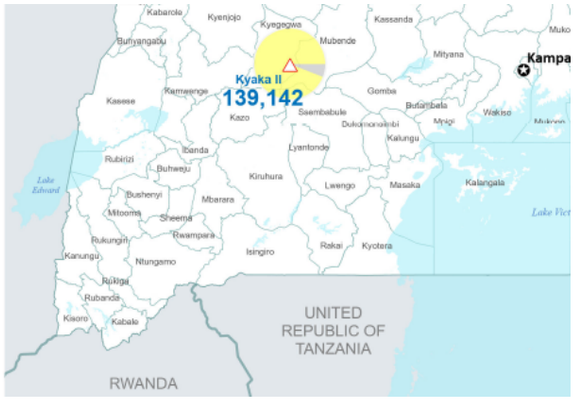

Main Countries of Origin

	Total
DR Congo	130,909
Rwanda	4,434
Burundi	3,677
South Sudan	55

Age & Gender Breakdown

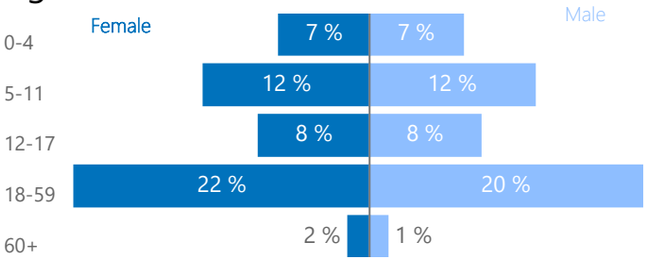

New Registration by Month

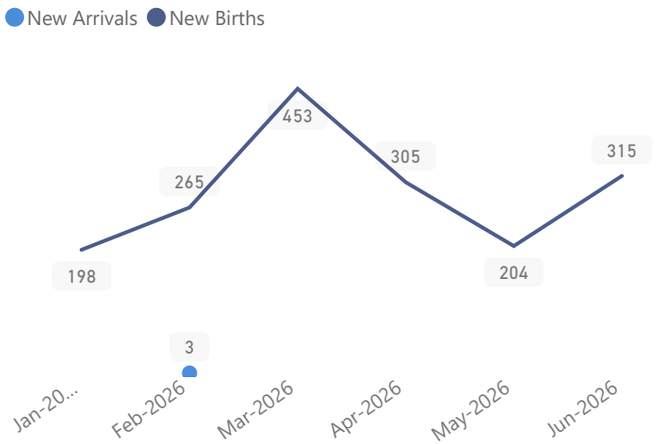

Main Occupations

18% Have occupation

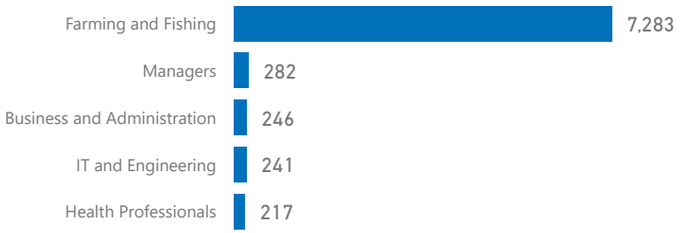

* Age is between 18 - 59 years for Occupation

Main Specific Needs

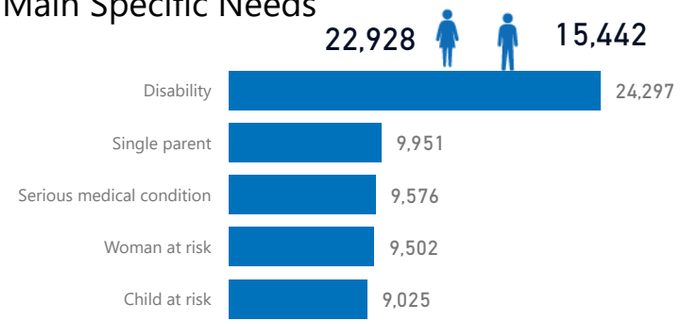

UGANDA- POPULATION DASHBOARD

ANNEX III - SETTLEMENT PROFILES 30-Jun-2026

Lobule

Total Population	Total Refugees
6,540	6,540
Total Households	Total Asylum-Seekers
981	0

Women and Children 5,229 — 80 %

Female 3,429 — 52 %

Elderly (60+) 225 — 3 %

Youth (15-24) 2,053 — 31 %

Main Hosting Locations

Zone	HHs	Individuals
Zone B	506	3,433
Zone A	475	3,107

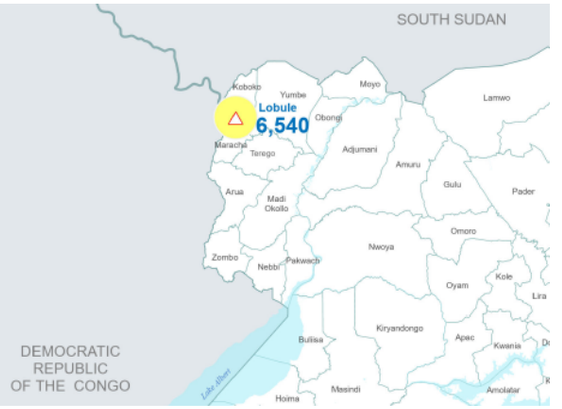

Main Countries of Origin

	Total
DR Congo	6,493
South Sudan	47

Age & Gender Breakdown

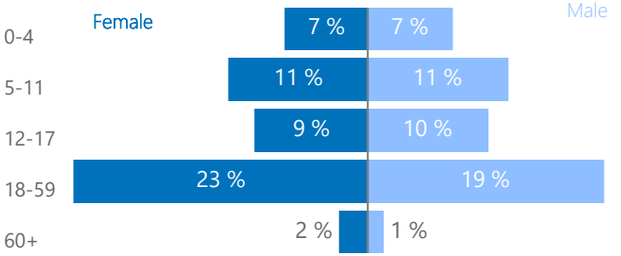

New Registration by Month

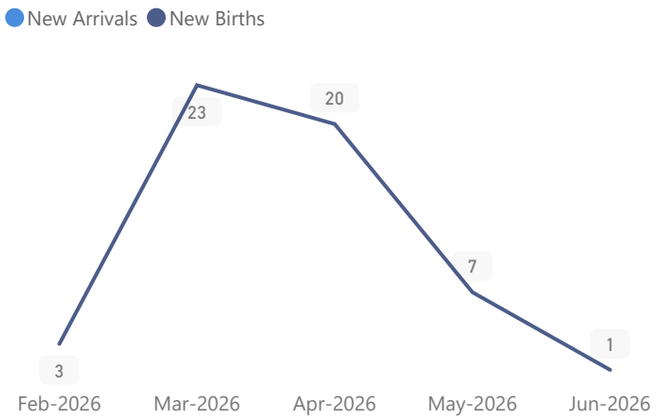

Main Occupations

28% Have occupation

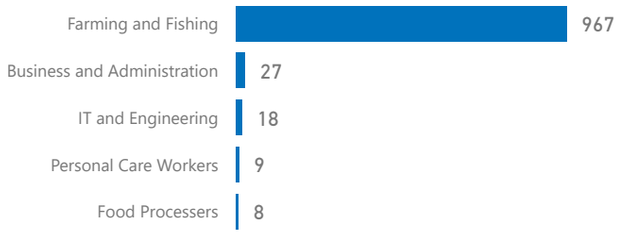

* Age is between 18 - 59 years for Occupation

Main Specific Needs

883 587

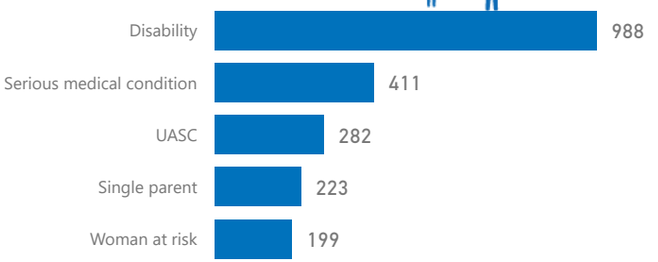

UGANDA- POPULATION DASHBOARD

ANNEX III - SETTLEMENT PROFILES 30-Jun-2026

Kyangwali

Total Population	Total Refugees
158,546	157,534
Total Households	Total Asylum-Seekers
46,797	1,012

Women and Children 127,581 — 80 %

Female 84,016 — 53 %

Elderly (60+) 5,658 — 4 %

Youth (15-24) 31,453 — 20 %

Main Hosting Locations

Zone	HHs	Individuals
Kyebitaka	2,882	12,142
Bukinda	5,452	11,934
Kagoma	2,640	8,713
Mombasa	2,025	8,057
Mukunyu A	2,784	7,948
Karuhinda	2,257	7,668
Waibuga	2,204	7,629
Kentomi	2,405	7,619
Malumba	1,929	6,633
Nyampindu	2,014	6,382

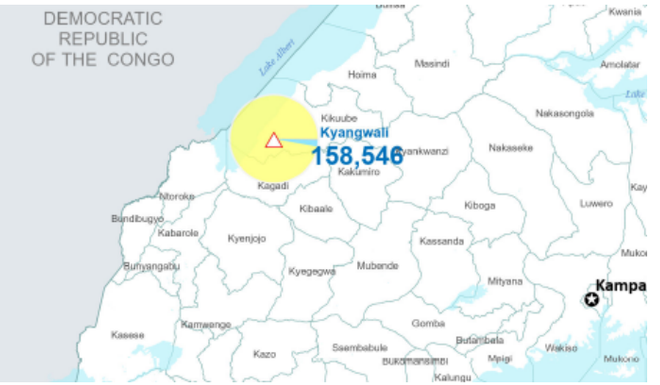

Main Countries of Origin

	Total
DR Congo	153,956
South Sudan	3,801
Rwanda	635
Burundi	132

Age & Gender Breakdown

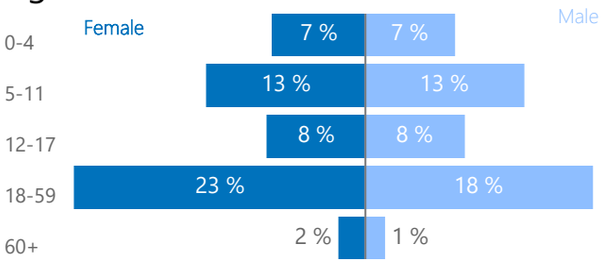

New Registration by Month

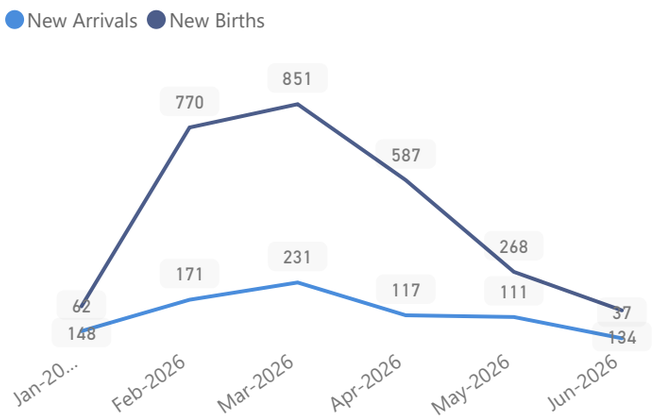

Main Occupations

36% Have occupation

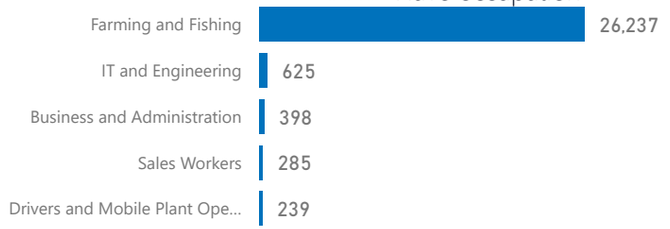

* Age is between 18 - 59 years for Occupation

Main Specific Needs

22,973 11,517

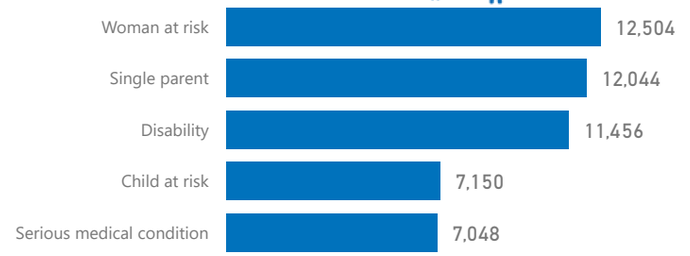

UGANDA- POPULATION DASHBOARD

ANNEX III - SETTLEMENT PROFILES 30-Jun-2026

Nakivale

Total Population	Total Refugees
286,062	275,334
Total Households	Total Asylum-Seekers
109,243	10,728

Women and Children 210,614 — 74 %

Female 143,580 — 50 %

Elderly (60+) 8,037 — 3 %

Youth (15-24) 69,200 — 24 %

Main Hosting Locations

Zone	HHs	Individuals
Rubondo	38,711	106,659
Juru	47,727	100,855
Base Camp	22,149	77,165

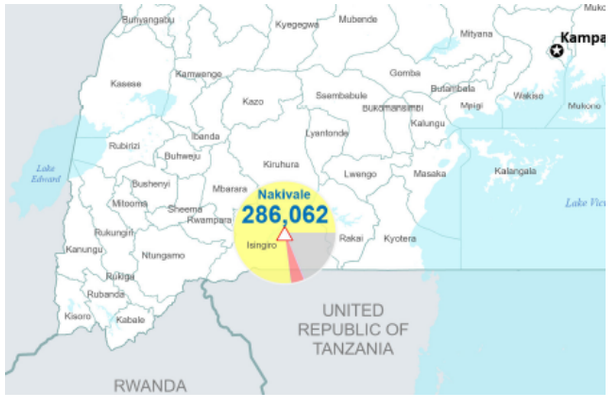

Main Countries of Origin

	Total
DR Congo	220,132
Burundi	35,719
Rwanda	15,958
Somalia	11,575

Age & Gender Breakdown

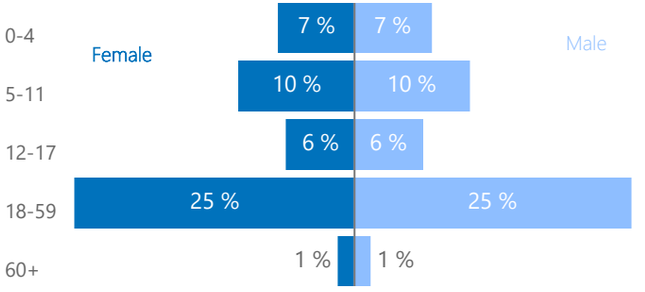

New Registration by Month

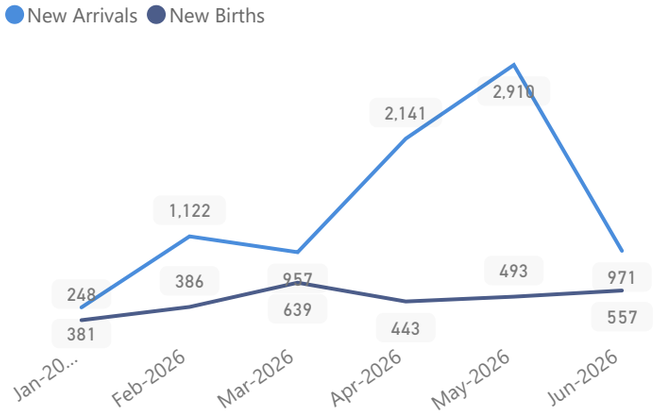

Main Occupations

13% Have occupation

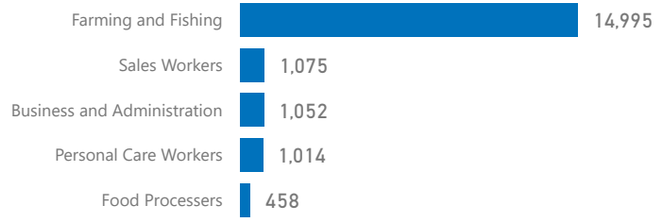

* Age is between 18 - 59 years for Occupation

Main Specific Needs

24,286 — 16,377

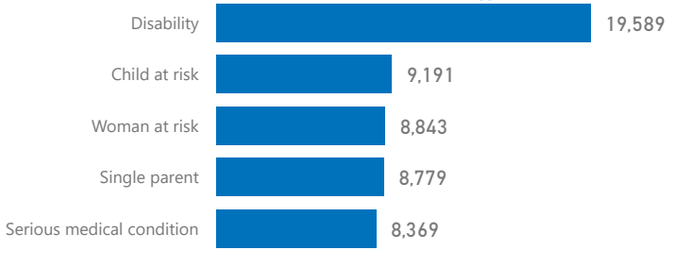

UGANDA- POPULATION DASHBOARD

ANNEX III - SETTLEMENT PROFILES 30-Jun-2026

Oruchinga

Total Population	Total Refugees
8,258	8,258
Total Households	Total Asylum-Seekers
1,723	0

Women and Children 6,374 — 77 %

Female 4,237 — 51 %

Elderly (60+) 312 — 4 %

Youth (15-24) 1,935 — 23 %

Main Hosting Locations

Zone	HHs	Individuals
Kifunjo	541	2,410
Michinga	428	2,120
Busheka	428	2,056

Main Countries of Origin

	Total
DR Congo	4,283
Rwanda	2,192
Burundi	1,715
South Sudan	67

Age & Gender Breakdown

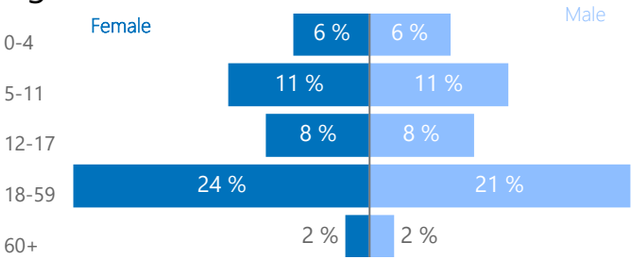

New Registration by Month

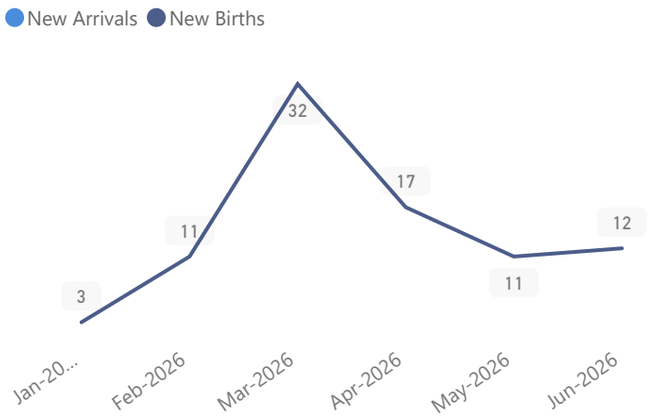

Main Occupations

30% Have occupation

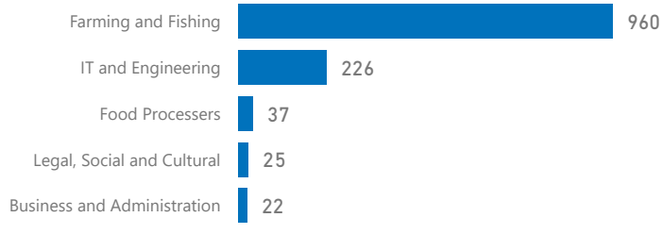

* Age is between 18 - 59 years for Occupation

Main Specific Needs

1,386 991

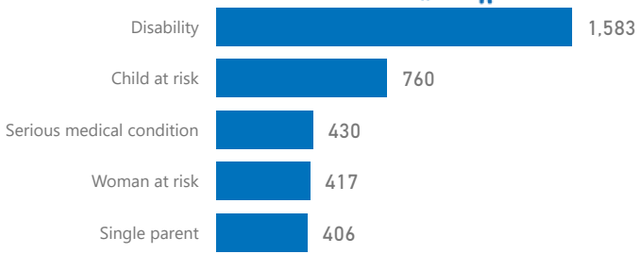

UGANDA- POPULATION DASHBOARD

ANNEX III - SETTLEMENT PROFILES 30-Jun-2026

Palabek

Total Population	Total Refugees
101,164	96,902
Total Households	Total Asylum-Seekers
21,863	4,262

Women and Children 82,568

82 %

Female 51,165

51 %

Elderly (60+) 1,853

2 %

Youth (15-24) 28,869

29 %

Main Hosting Locations

Zone	HHs	Individuals
Zone 8	5,233	20,443
Zone 6	3,786	18,555
Zone 5B	2,916	13,744
Zone 7	2,246	11,587
Zone 4	1,967	8,976
Zone 5A	1,436	8,195
Zone 3	1,186	6,286
Zone 9	949	4,603
Zone 1	1,057	4,527
Zone 2	1,082	4,235

Main Countries of Origin	Total
South Sudan	100,865
Sudan	246
DR Congo	53

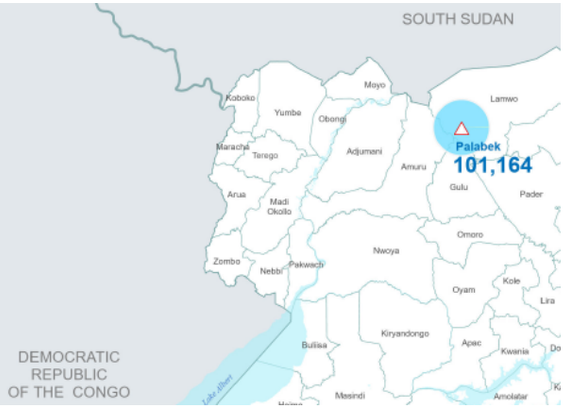

Age & Gender Breakdown

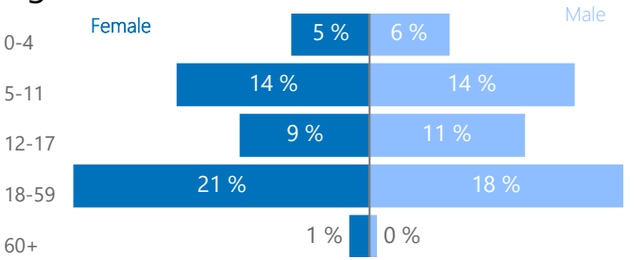

New Registration by Month

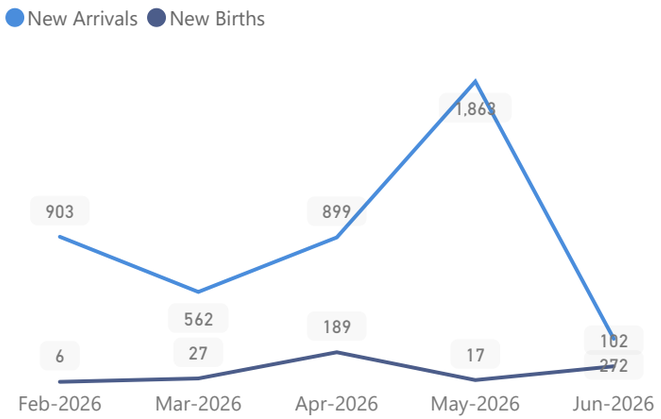

Main Occupations

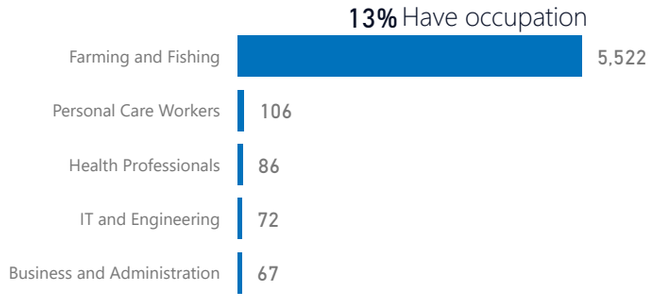

* Age is between 18 - 59 years for Occupation

Main Specific Needs

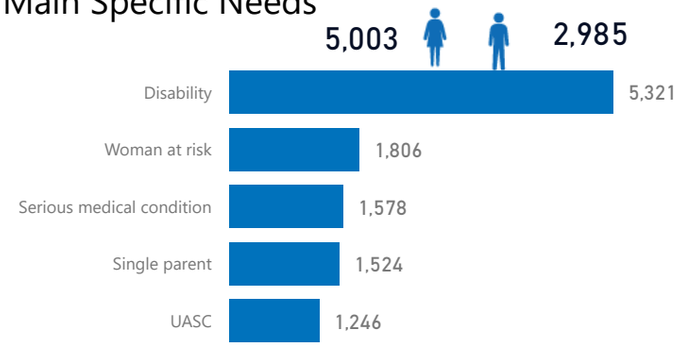

UGANDA- POPULATION DASHBOARD

ANNEX III - SETTLEMENT PROFILES 30-Jun-2026

Palorinya

Total Population	Total Refugees
144,806	143,881
Total Households	Total Asylum-Seekers
28,956	925

Women and Children 112,353 — 78 %

Female 76,026 — 53 %

Elderly (60+) 6,157 — 4 %

Youth (15-24) 40,451 — 28 %

Main Hosting Locations

Zone	HHs	Individuals
Morobi	9,538	48,204
Dongo West	5,202	25,813
Chinyi	4,362	20,300
Dongo East	3,381	16,675
Basecamp Ibakwe	2,776	15,810
Belemaling	2,116	10,761
Budri	1,580	7,234

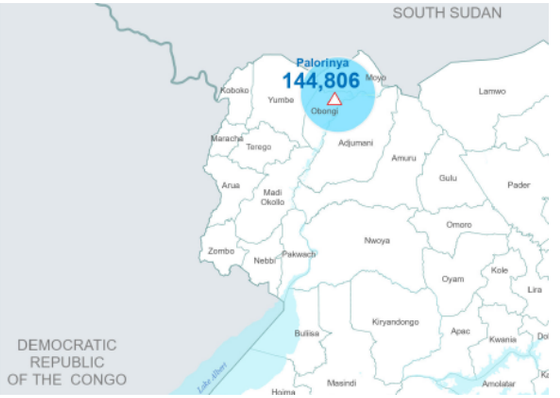

Main Countries of Origin

	Total
South Sudan	144,707
DR Congo	54
Sudan	44
Congo, Republic of the	1

Age & Gender Breakdown

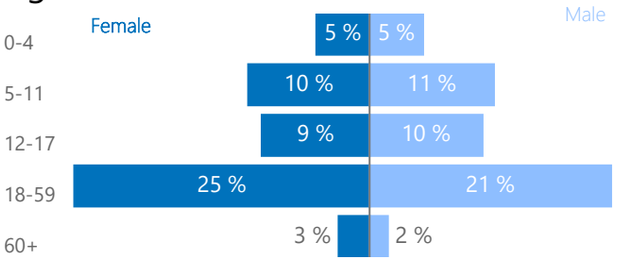

New Registration by Month

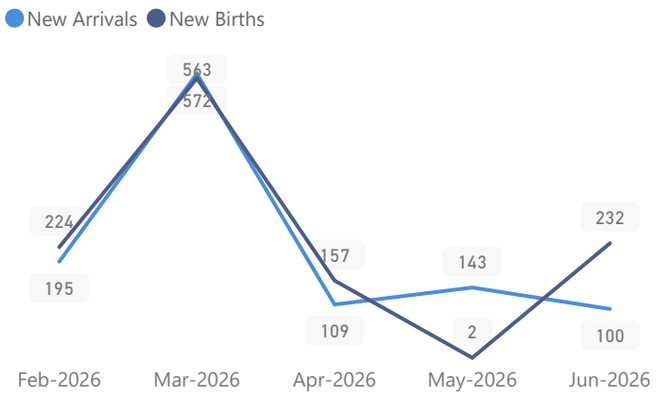

Main Occupations

11% Have occupation

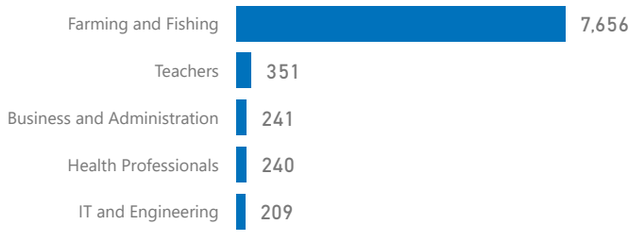

* Age is between 18 - 59 years for Occupation

Main Specific Needs

12,565 6,952

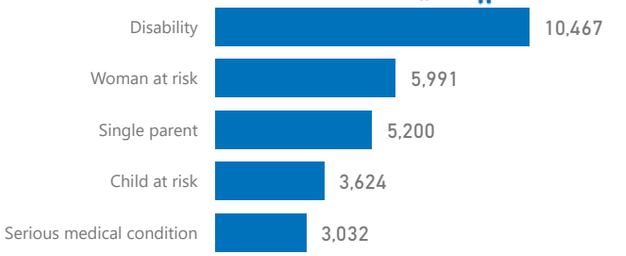

UGANDA- POPULATION DASHBOARD

ANNEX III - SETTLEMENT PROFILES 30-Jun-2026

Rhino

Total Population	Total Refugees
206,165	202,704
Total Households	Total Asylum-Seekers
41,443	3,461

Women and Children 163,987 — 80 %

Female 104,720 — 51 %

Elderly (60+) 4,229 — 2 %

Youth (15-24) 60,282 — 29 %

Main Hosting Locations

Zone	HHs	Individuals
Zone 7	10,353	52,730
Zone 2	8,977	36,736
Zone 3	6,950	32,363
Zone 6	4,999	27,705
Zone 1	2,400	16,318
Zone 4	2,676	15,775
Zone 5	1,881	14,925
Zone 8	3,203	9,575

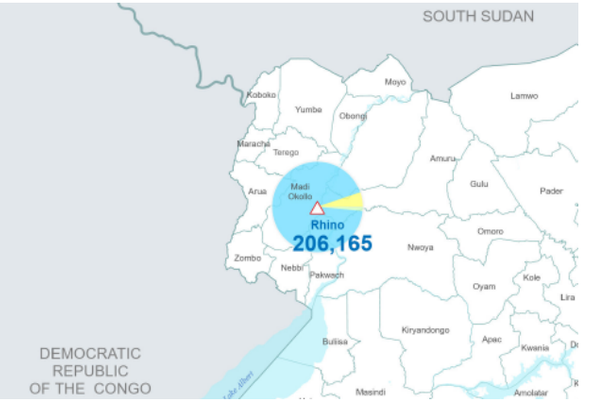

Main Countries of Origin

	Total
South Sudan	192,394
DR Congo	10,733
Sudan	2,921
Rwanda	45

Age & Gender Breakdown

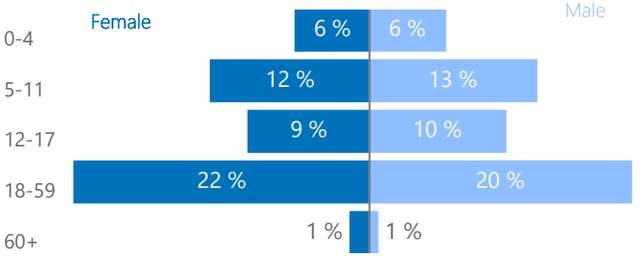

New Registration by Month

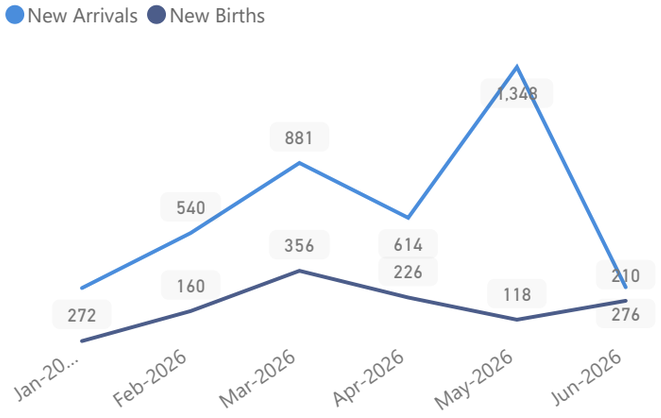

Main Occupations

6% Have occupation

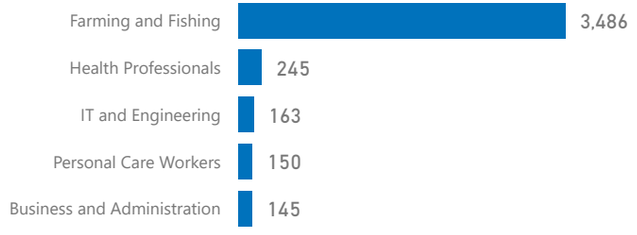

* Age is between 18 - 59 years for Occupation

Main Specific Needs

18,163 — 12,531

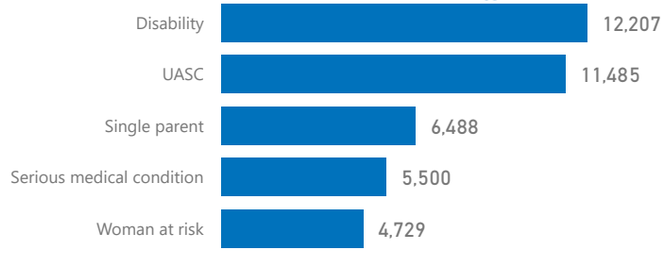

UGANDA- POPULATION DASHBOARD

ANNEX III - SETTLEMENT PROFILES 30-Jun-2026

Rwamwanja

Total Population	Total Refugees
109,369	107,087
Total Households	Total Asylum-Seekers
26,534	2,282

Women and Children 86,878 — 79 %

Female 56,051 — 51 %

Elderly (60+) 3,181 — 3 %

Youth (15-24) 24,069 — 22 %

Main Hosting Locations

Zone	HHs	Individuals
Kyempango	11,005	40,398
Kaihora	3,310	14,263
Ntenungi	3,442	12,894
Mahani	2,400	11,515
Nkoma	1,816	9,274
Base Camp	1,979	9,007
Mahiga	958	4,668
Kikuura	813	3,199
Waijagahe	431	2,265
Buguta	355	1,820

Main Countries of Origin	Total
DR Congo	108,745
Rwanda	371
South Sudan	169
Burundi	72

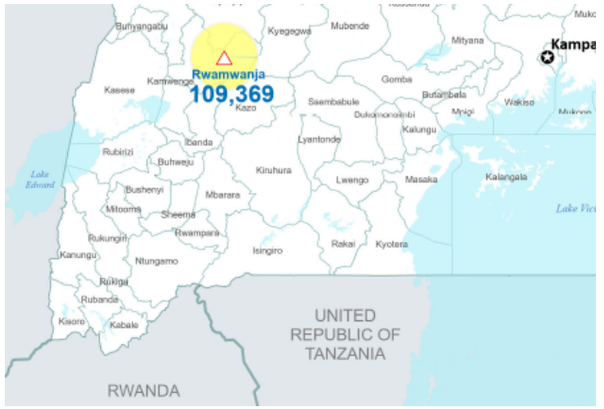

Age & Gender Breakdown

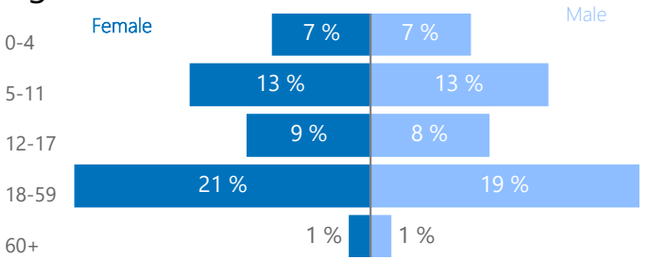

New Registration by Month

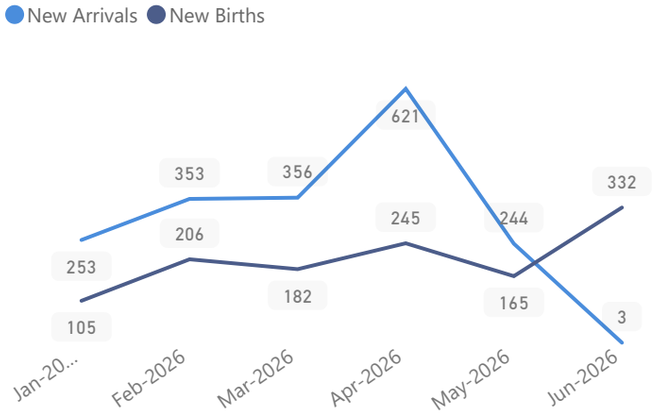

Main Occupations

40% Have occupation

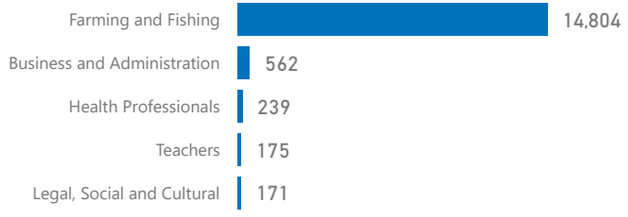

* Age is between 18 - 59 years for Occupation

Main Specific Needs
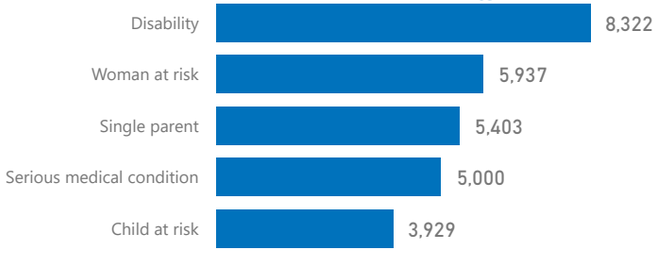
12,360 7,549