UNHCR South Sudan
Population Overview of Refugees and Asylum-seekers
(As of 31 May 2026)

645,573 Total Individuals

176,695 Total Ref. & Asy. Households

641,560 Refugees

4,013 Asylum-Seekers

442,651 Total Biometric Enrollment (5 years +)

75% Women & Children

10% Persons with Specific Needs

95% Sudanese Refugees

Population Demographics

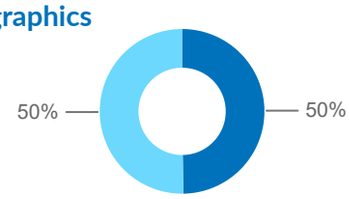

Male Female

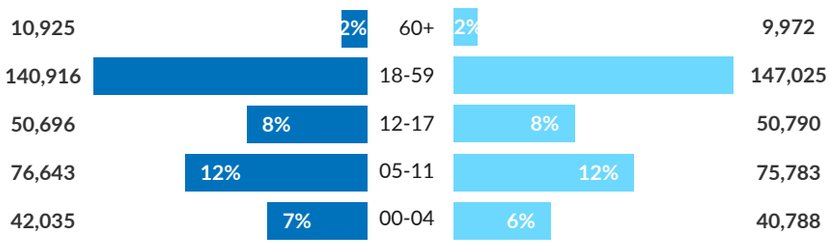

Top 4 Refugees by Country of Origin

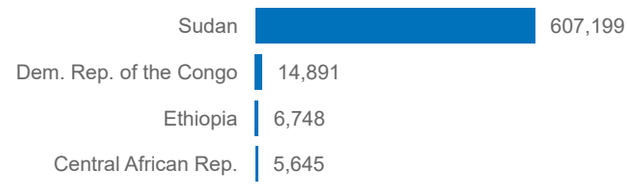

Top 4 Asylum-seekers by Country of Origin

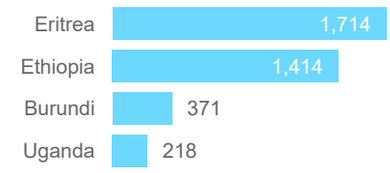

State / Administrative Area	Total	Percentage	Refugee	Asylum Seeker
Upper Nile	304,834	47%	304,512	322
Ruweng Administrative Area	150,552	24%	150,536	16
Central Equatoria	48,317	7%	45,199	3,118
Northern Bahr El Ghazal	33,751	5%	33,285	466
Western Equatoria	21,701	3%	21,620	81
Western Bahr El Ghazal	18,797	3%	18,793	4
Lakes	2,830	0%	2,824	6
Jonglei	1,949	0%	1,949	0
Warrap	1,221	0%	1,221	0
Other Locations	61,621	10%	61,621	0
Grand Total	**645,573**	**100%**	**641,560**	**4,013**

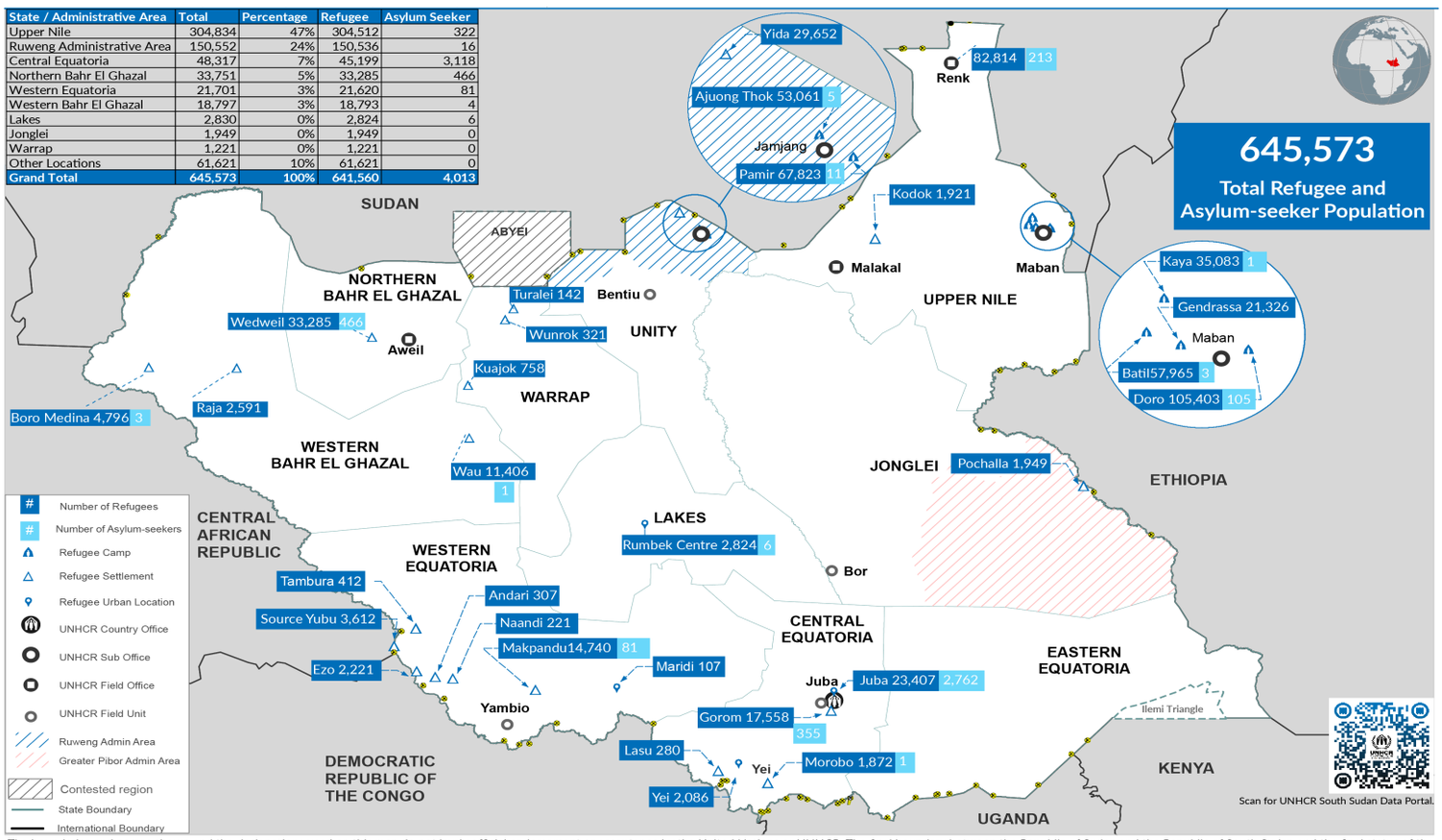

The boundaries and names shown and the designations used on this map do not imply official endorsement or acceptance by the United Nations or UNHCR. The final boundary between the Republic of Sudan and the Republic of South Sudan and the final status of the Abyei area are not yet determined.

As of the end of May 2026, South Sudan hosts 645,573 refugees and asylum-seekers across 176,695 households, settled in 30 locations nationwide. This includes 641,560 registered refugees and 4,013 asylum-seekers. The vast majority 95% (607,199 individuals), are Sudanese refugees, followed by 14,891 (2%) from the Democratic Republic of Congo, 6,748 from Ethiopia, 5,645 from Central African Republic, 5,546 from Eritrea, and 1,531 from other nationalities.

In response to the ongoing conflict in Sudan, the Government of South Sudan continues to grant prima facie refugee status to those fleeing the country. Among the refugees, 49% are female aged 0-59 years, and 75% are female and children combined. The asylum-seeker population is smaller and has a distinct demographic profile. Eritreans accounts for 43% and Ethiopians (35%) of the total, forming the two largest groups, followed by Burundians (9%), Ugandans (5%), Somalia (4%) and (2%) other nationalities.

UNHCR South Sudan
Population Overview of Refugees and Asylum-seekers
(As of 31 May 2026)

New Registration Trends Last 12 months

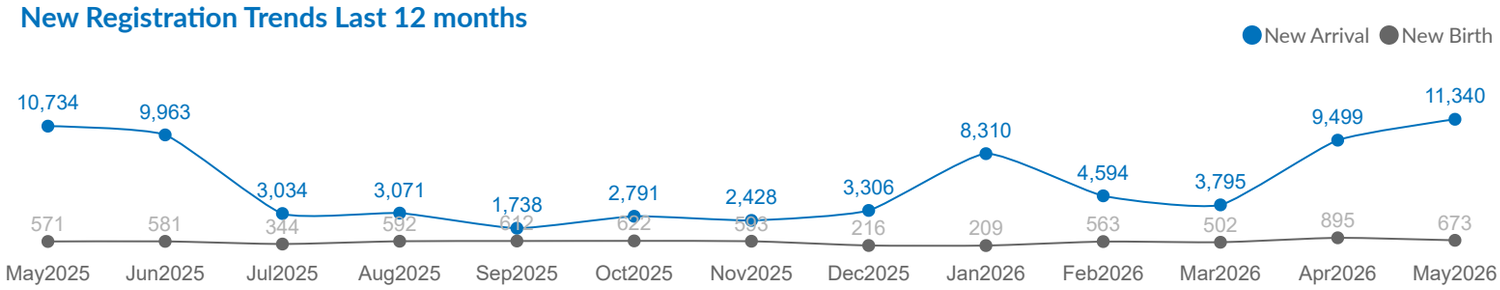

Top 10 Locations by Number of Refugees

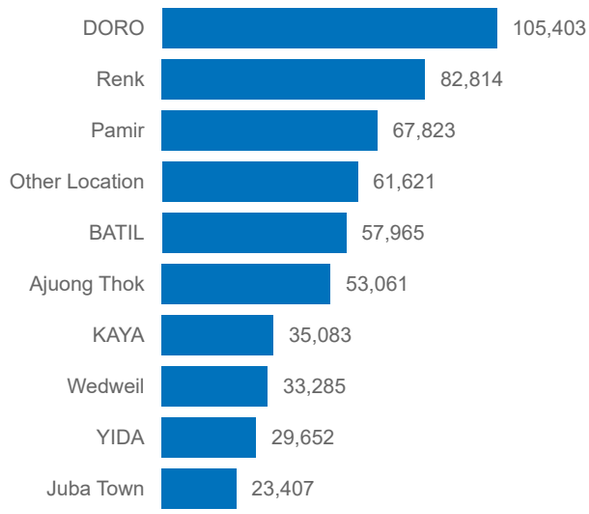

Top 10 Locations by Number of Asylum-seekers

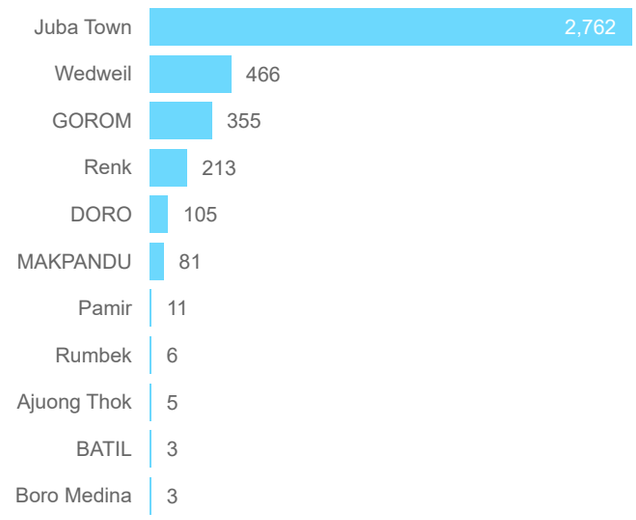

Top 7 Specific Needs*

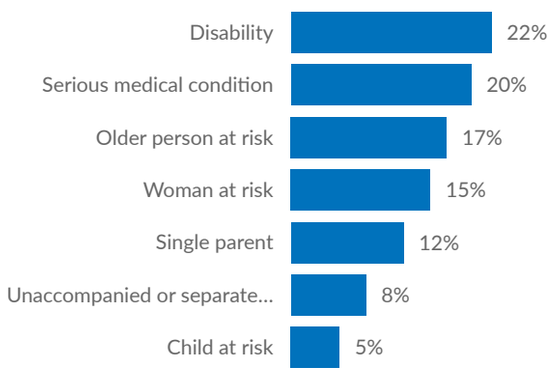

Note: *Percentages represent the share of individuals within the total population identified as having specific needs.

Specific Need by Age & Gender

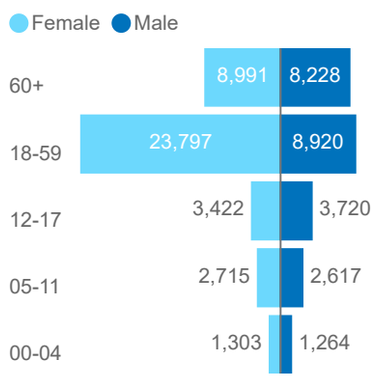

Population per Location Type

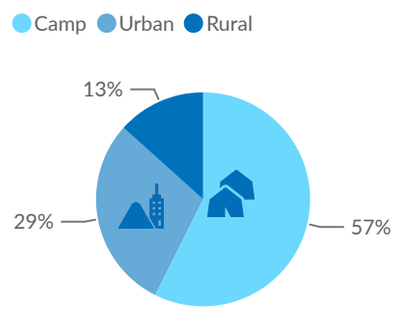

Education Level

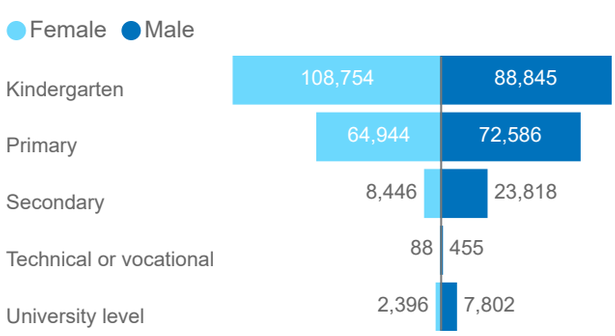
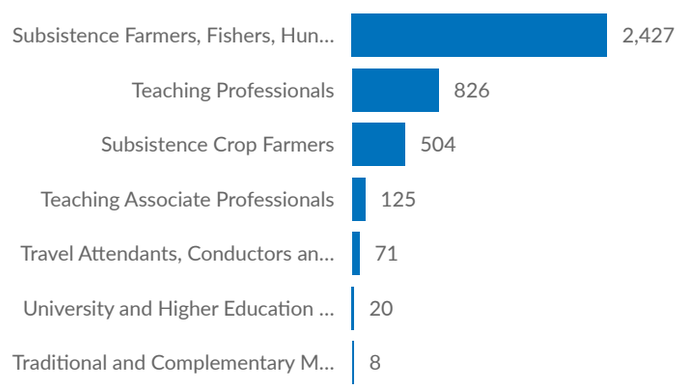
Top 7 Professional Skills