MCO CAMEROUN: STATISTIQUES DE REFUGIES ET DEMANDEURS D'ASILE (June 2026)

Cameroon | Congo, Republi... | Equatorial Gui... | Gabon | Sao Tome and ...

Region
All

Departement
All

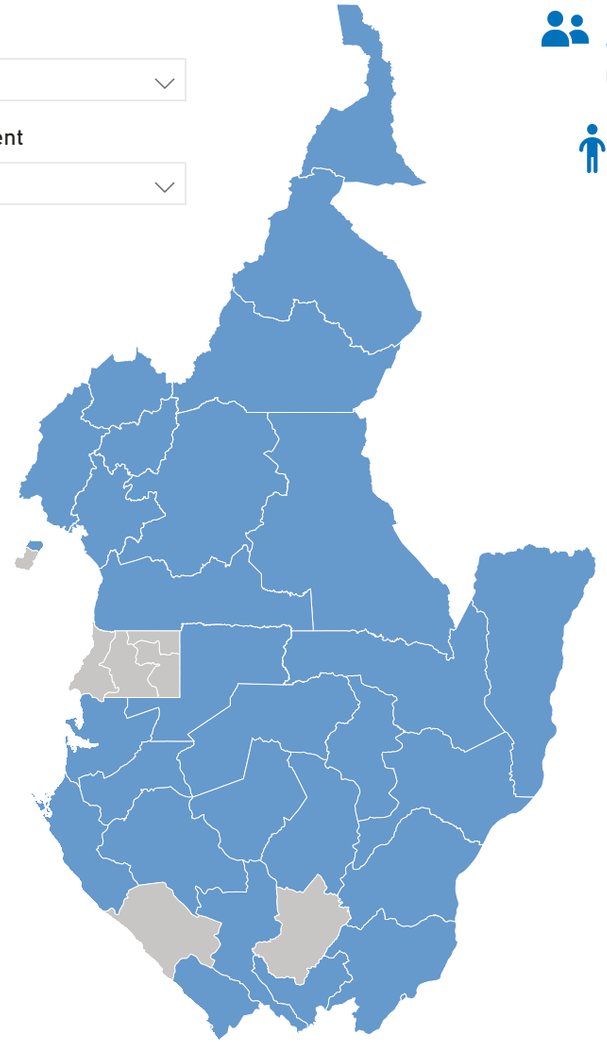

504,850 Population totale

475,401 Réfugiés

29,449 Demandeurs d'Asile

258518 Children

239772 Adults

20963 Elders

Legal Status
- [ ] Asylum Seeker
- [ ] Refugee

Region	00 - 04 years Female	00 - 04 years Male	05 - 11 years Female	05 - 11 years Male	12 - 17 years Female	12 - 17 years Male	18 - 59 years Female	18 - 59 years Male	60+ years Female	60+ years Male
Ogooue-Maritime						2	3	3	1	1
Ouest		3	2	1			4	83		1
Plateaux	443	417	1340	1254	1081	1125	2654	2529	302	260
Pointe-Noire	46	53	134	165	152	147	463	1065	14	55
Pool	260	226	661	643	540	594	1997	2385	149	308
Sangha	32	27	123	134	165	140	641	776	22	86
Sangha-Mbaéré		1								
Sud	4	2	5	4	1	1	21	108		14
Sud-Ouest	3	4	26	28	76	94	295	995	33	41
Woleu-Ntem								1		1
Total	**788**	**733**	**2291**	**2229**	**2015**	**2103**	**6078**	**7945**	**521**	**767**

Education Age

Region	04-05 Years	06-11 Years	12-18 Years	Total
Adamaoua	4082	11961	12855	**28898**
Est	10878	32062	33293	**76233**
Estuaire	1	8	14	**23**
Haut-Ogooue		4	8	**12**
Littoral	689	2626	2659	**5974**
Mai-Ndombe		2	3	**5**
Nord	2691	8850	7452	**18993**
Nord-Ouest		16	35	**51**
Ogooue-Maritime			2	**2**
Ouest		3		**3**
Sud	5	6	4	**15**
Sud-Ouest	2	54	199	**255**
Total	**18348**	**55592**	**56524**	**130464**

Sites / Camp	Female	Male
Minawao Camp	43639	37617
Gado Site	8495	7477
Mbile Site	4878	4509
Lolo Site	4338	4122
Site du 15 Avril	3941	3614
Borgop Site	3602	3064
Site de Bouemba	3143	2900
Timangolo Site	1879	1768
Ngam Site	1582	1339
Ngarisingo Site	552	555

Repartition par Tranche d'age et par Sexe

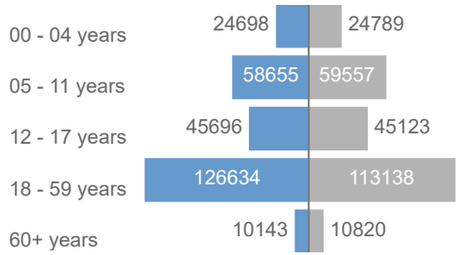

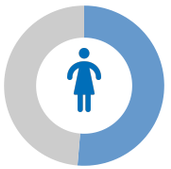

50% Of refugees are women and girls

51% Of refugees are children

Country of Origin	Total
Central African Republic	322815
Nigeria	127002
Democratic Republic of the Congo	31843
Niger	11538
Chad	4439
Rwanda	3684
Sudan	1160
Mali	888
Guinea	385
Burundi	177
Burkina Faso	128
Congo, Republic of the	121
Cameroon	101
Total	**504850**

Niveau d'étudesID by Education

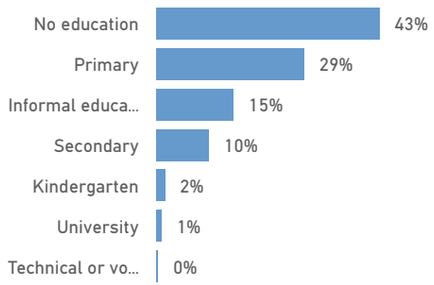

Personnes à Besoin Spécifiques	Female	Male	Total
Child at risk	17698	13637	**31335**
Woman at risk	18076	10	**18086**
Single parent	14893	1331	**16224**
Older person at risk	6995	6150	**13145**
Disability	5732	6455	**12187**
Serious medical condition	6579	5082	**11661**
Unaccompanied or separated child	4160	3427	**7587**
SGBV	2292	115	**2407**
Torture	219	336	**555**

UNHCR CAMEROON MONTHLY UPDATES

KEY HIGHLIGHTS June 2026

Source des données des réfugiés: Gouvernement du Cameroun avec le support du HCR ::

Contact for more info DIMA Unit Cameroon ***cmr_yaim@unhcr.org***

UNHCR Cameroon needs to support refugees, asylum seekers, and internally displaced persons (IDPs) in the country. This update provides detailed demographic, socio-economic, and educational data, as well as information on persons with specific needs, underscoring the complex and multifaceted nature of the refugee and IDP crisis in Cameroon. The monthly update highlights the demographic diversity, educational and occupational challenges, and specific needs of the displaced populations. The data emphasizes the importance of targeting interventions and creating support mechanisms to address the varied and pressing needs of these vulnerable groups. The Cameroonian government and international organizations must collaborate to provide necessary aid and ensure the well-being of these populations.

Population Overview:

Refugees and Asylum Seekers: Cameroon hosts 412,521 refugees and 21,223 asylum seekers.
Internally Displaced Persons (IDPs): The country has 1,004,257 IDPs, with an additional 790,842 returnees.
Major Countries of Origin: Refugees primarily come from the Central African Republic 287,052 , Nigeria 126,995 , Chad 4,338 , and Niger 11,525.

Demographic Distribution:

A significant portion of the refugees are women and children. Specifically, 52% of the refugee population are women and girls, and 51% are children.
Age Groups: Refugees are categorized into various age groups, with notable populations in the 0-4, 5-11, 12-17, 18-59, and 60+ age ranges.

Education Levels:

The educational attainment of refugees varies, with 46% having no education, 27% having primary education, and smaller percentages having informal, secondary, university, or technical/vocational education.

Occupations:

47% of refugees are engaged in various occupations such as homemakers, traders, drivers, pensioners, maneuvers, and breeders. 17% are students, 14% are unemployed, and 9% are farmers.

Ethnicity and Religion:

Ethnicity: The majority of ethnicities are Peulh 44% , Kanuri 12% .
Religion: The religious makeup includes 74% Muslims, 24% Christians, and 2% others.

Persons with Specific Needs:

Categories: There are several categories of persons with specific needs including children at risk, women at risk, single parents, older persons, unaccompanied or separated children, and persons with disabilities.
Top Concerns: The highest numbers are children at risk of not attending school 26,809 , individuals with vision disabilities 5,143 , and older persons with children 3,215 .

Legal and Marital Status:

Legal Status: Refugees and asylum seekers are categorized based o their arrival years, with significant influxes noted in 2014 and subsequent years. Marital Status: The majority of the refugee population is single 67% , followed by married individuals 25%.

Regional distribution:

The distribution of refugees and IDPs across various regions in Cameroon shows significant numbers in different regions. The East region hosts the largest refugee population with 163,488 individuals. The Far-North has 122,458 refugees, while Adamaoua has 57,346 . The North region accommodates 37,494 refugees, and the Centre has 27,510. The Littoral region has 23,285 refugees.

Challenges and Needs:

UNHCR MCO in Cameroon grapples with significant challenges in managing and supporting its large refugee and internally displaced populations. Due to increasing global crises, UNHCR Cameroon faces immense strain, with regions like the East and Extreme-Nord hosting 163,488 and 122,458 refugees respectively, the strain on resources is immense. These populations include a high percentage of children and women, requiring specialized services such as education, healthcare, and protection. The diverse educational levels among refugees, ranging from no education to university, indicate a need for comprehensive educational programs. Additionally, significant numbers of refugees are unemployed or engaged in low-income occupations, highlighting the necessity for vocational training and employment opportunities. The presence of vulnerable groups, such as unaccompanied children, single parents, and individuals with disabilities, further underscores the urgent need for targeted humanitarian aid and robust social support systems to address their specific needs and ensure their well-being.

UNHCR CAMEROON IN A GLANCE

June 2026

Central African | Nigeria | IDP Far North | IDP NWSW | Other Refugees

Population Type	Region	Zone	Owning Office
All	All	All	All

2,228,843
Total of Persons we serve

412,521
Refugee

21,223
Asylum Seeker

1,004,257
Internally Displaced

790,842
Returnees IDP

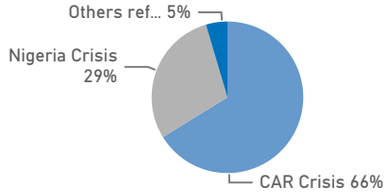

Distribution by crisis

52% Of refugees are women and girls

51% Of refugees are children

57% Of IDPs are children

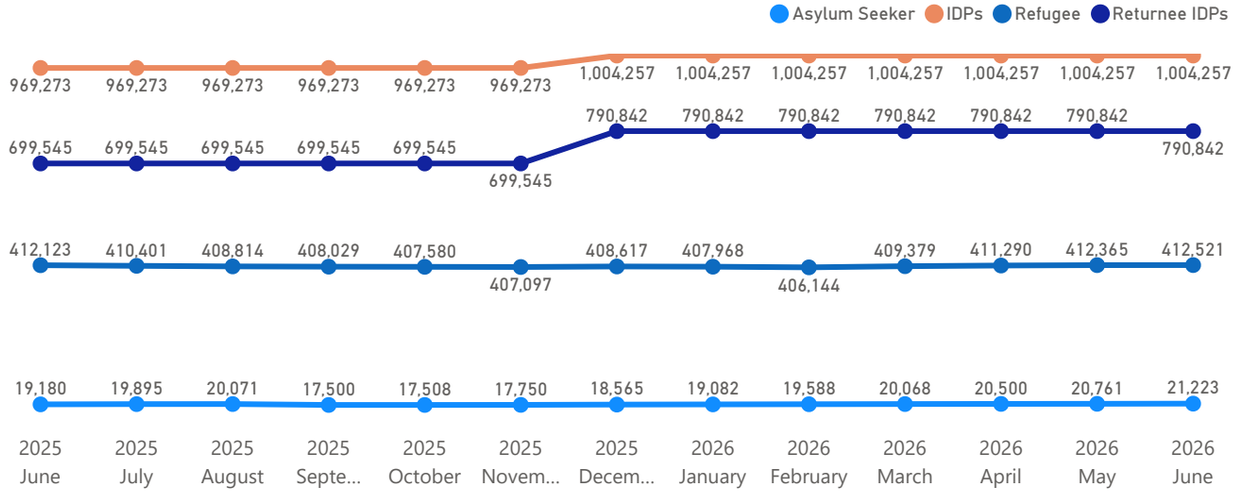

Refugee and Asylum Seeker by Department

Number of Offices **8**

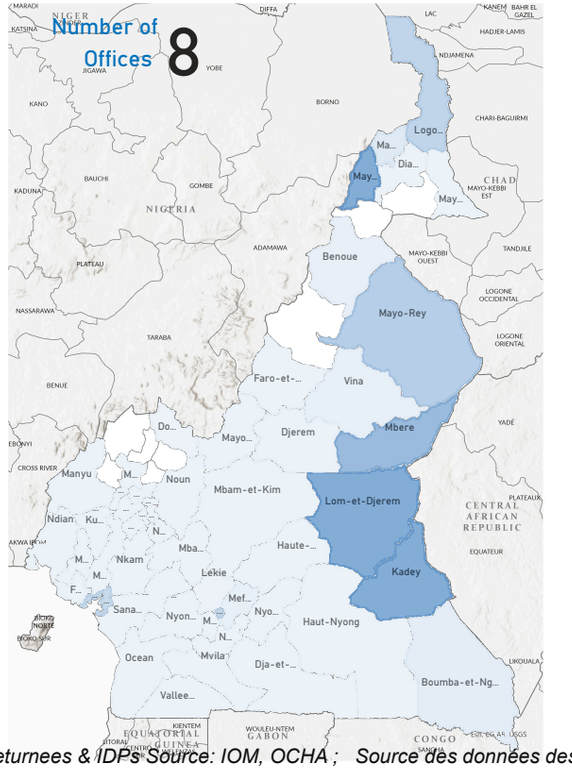

IDPs by Department

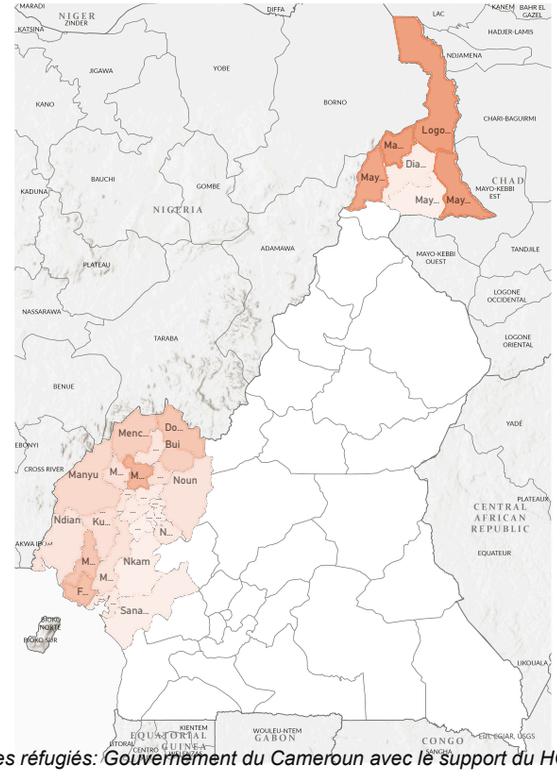

Top 5 countries with refugees and asylum seekers

Central African Repu... 287,052	Niger 11,525
Nigeria 126,995	Rwanda 445
Chad 4,338	Mali 882
Others Nati... 1,905	Soudan 841

Number of years spent in Cameroon

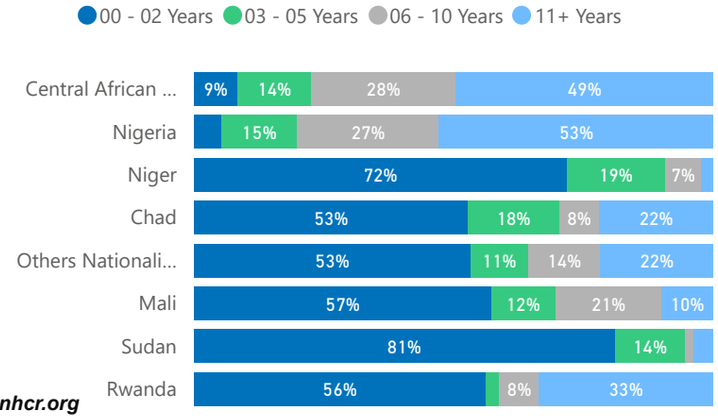

Returnees & IDPs Source: IOM, OCHA ; Source des données des réfugiés: Gouvernement du Cameroun avec le support du HCR :: Contact for more info IM Unit Cameroon ***cmr_yaim@unhcr.org***

DEMOGRAPHIC POPULATION IN CAMEROON

June 2026

Central African | Nigeria | Other Refugees

Legal Status: Asylum Seeker | Refugee

Site/Camp: In Site/Camp | Out of Site/Camp

202,899
School age children

Region: All

Commune: All

Zone: All

Owning Office: All

Department: All

Population distribution (gender and age group)

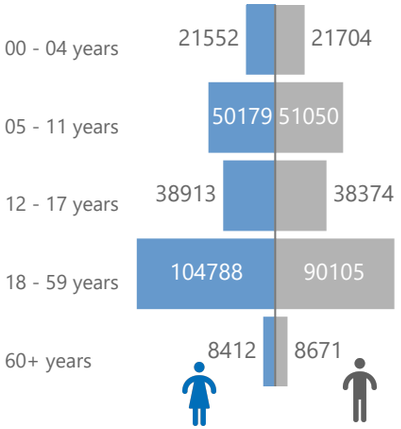

Education Level

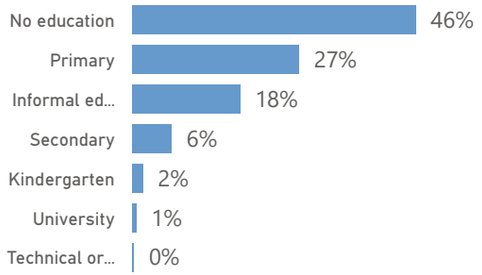

Ethnicity

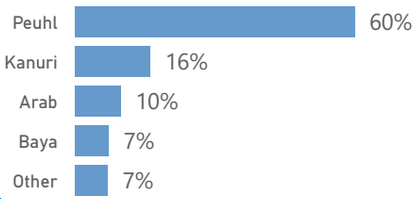

Refugees by age group

Region	00 - 04 years Female	00 - 04 years Male	05 - 11 years Female	05 - 11 years Male	12 - 17 years Female	12 - 17 years Male	18 - 59 years Female	18 - 59 years Male	60+ years Female	60+ years Male	Total
Est	8139	8205	18342	19090	14803	14724	42227	31382	3205	3371	**163488**
Extreme-Nord	7230	7172	16053	15896	12191	11812	27530	19346	2639	2589	**122458**
Adamaoua	2722	2722	6871	7139	5702	5706	14589	9268	1351	1276	**57346**
Nord	1900	1964	5087	5098	3413	3336	9443	5761	801	691	**37494**
Centre	1044	1055	2440	2357	1658	1524	6516	10344	220	352	**27510**
Littoral	494	552	1347	1421	1055	1155	4089	12691	150	331	**23285**
Sud-Ouest	3	4	26	28	76	94	295	995	33	41	**1595**
Nord-Ouest			5	11	11	20	64	76	12	5	**204**
Sud	4	2	4	4	1	1	20	108		14	**158**
Ouest		3	2	1			4	83		1	**94**
Total	**21536**	**21679**	**50177**	**51045**	**38910**	**38372**	**104777**	**90054**	**8411**	**8671**	**433632**

Site/Camp	Female	Male	Total
Minawao Camp	43639	37617	**81256**
Gado Site	8494	7477	**15971**
Mbile Site	4878	4509	**9387**
Lolo Site	4337	4122	**8459**
Borgop Site	3602	3064	**6666**
Timangolo Site	1878	1768	**3646**
Ngam Site	1582	1339	**2921**
Ngarisingo Site	552	555	**1107**
Total	**68962**	**60451**	**129413**

Marital Status	Percentage
Single	67.10%
Married	25.19%
Widowed	3.57%
Divorced	1.78%
Common Law Married	0.75%
Separated	0.69%
Unknown	0.57%
Engaged	0.35%
Partnership	0.01%

Year of arrival of refugees

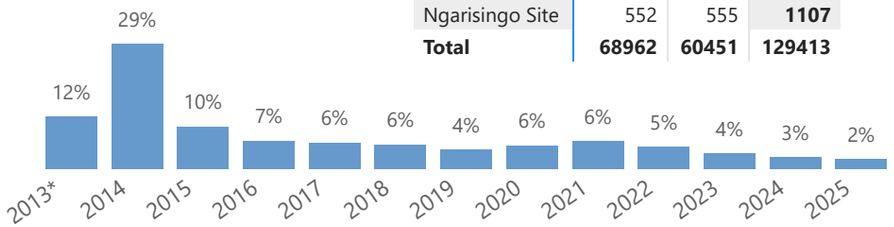

Education Age

Region	04-05 Years Female	04-05 Years Male	06-11 Years Female	06-11 Years Male	12-18 Years Female	12-18 Years Male	Total
Adamaoua	1990	2090	5872	6082	6454	6398	**28886**
Centre	648	647	2103	2051	1887	1773	**9109**
Est	5472	5404	15670	16386	16660	16633	**76225**
Extreme-Nord	4513	4452	13842	13678	13788	13350	**63623**
Littoral	281	353	1199	1236	1193	1460	**5722**
Nord	1309	1382	4439	4411	3780	3671	**18992**
Nord-Ouest			5	11	13	22	**51**
Ouest			2	1			**3**
Sud	2	3	2	3	1	3	**14**
Sud-Ouest		2	26	28	90	109	**255**
Total	**14215**	**14333**	**43160**	**43887**	**43866**	**43419**	**202880**

*Returnees & IDPs Source: IOM, OCHA ; Source des données des réfugiés: Gouvernement du Cameroun avec le support du HCR:: * Arrived before 2013:: Contact for more info IM Unit Cameroon* ***cmr_yaim@unhcr.org***

PERSONS WITH SPECIFIC NEEDS IN CAMEROON

June 2026

Source des données des réfugiés: Gouvernement du Cameroun avec le support du HCR ::
Contact for more info DIMA Unit Cameroon ***cmr_yaim@unhcr.org***

Central African | Nigeria | Other Refugees

Owning Office: All

Region: All | Department: All | Commune: All | Zone: All

Areas of Responsibility

Child Protection | General Protection | SGBV

154,827 Person with Specific Needs

Gender

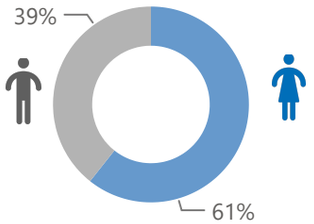

Male | Female

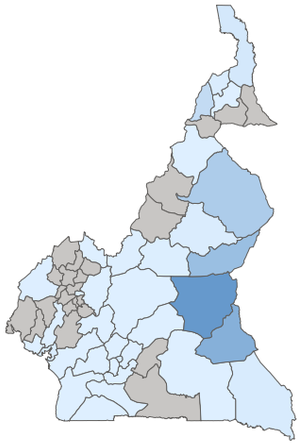

Person with Specific Needs

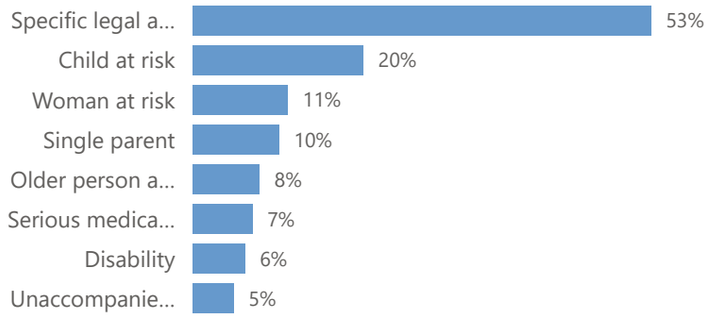

30,345 Child at Risk

SPN Sub Category	# Refugee
Child at risk of not attending school	29150
Child with special education needs	625
Child parent	324
Child spouse	300
Teenage pregnancy	92
Child engaged in other forms of child labour	63
Child carer	61
Child engaged in worst forms of child labour	29
No legal documentation	10
Child associated with armed forces or groups	7

9,288 Disability

SPN Sub Category	# Refugee
Vision	4046
Hearing	1603
Lower Body Mobility	1476
Emotions and behavior	1298
Communication	834
Upper Body Mobility	424
Physical disability - moderate	157
Visual impairment (including blindness)	70
Remembering and concentrating	49
Mental disability - moderate	47

11,902 Older at Risk

Older Person at Risk	# Refugee
Older person with children	5792
Older person unable to care for self	4507
Single older person	2139
No legal documentation	2
Woman at risk	2
Single HR - grandparent	1
Single HR - parent	1
Single woman at risk	1

10,632 Serious Medical Condition

SPN Sub Category	# Refugee
Other medical condition	6503
Chronic illness	2514
Malnutrition	639
Difficult pregnancy	550
Critical medical	424
Mental illness	257
Addiction	25
Woman at risk	18
Emotions and behavior	3
Vision	3

15,350 Single Parent

(Top 10) Single Parent	# Refugee
Single HR - parent	13916
Single HR - caregiver	902
Single HR - grandparent	640
Woman at risk	13
Single woman at risk	9
Child parent	3
No legal documentation	2
Single older person	2
Child at risk of not attending school	1
Older person with children	1

7,309 Unaccompanied or separated child

(Top 6) Unaccompanied or separated child	# Refugee
Separated child	6689
Unaccompanied child	594
Child headed household	42
Child in institutional care	26
Child in foster care	16
No legal documentation	5

2,167 SGBV

SGBV	Refugee
Victim/Survivor of SGBV in country of asylum	822
Threat of forced marriage	531
Victim/Survivor of SGBV in country of origin	302
Survival sex	224
Victim/Survivor of SGBV in country of asylum	202

279 Family Unity

Family Unity Sub-Category	# Refugee
Family reunification required	233
Tracing required	46

16,926 Woman at Risk

(Top 4) Single Parent Sub-Category	# Refugee
Woman at risk	9370
Single woman at risk	3273
Single HR - parent	10
Lactating	4550

SOCIO-ECONOMICS DATA OF REFUGEES IN CAMEROON

May 2026

Source des données des réfugiés: Gouvernement du Cameroun avec le support du HCR :

Contact for more info DIMA Unit Cameroon ***cmr_yaim@unhcr.org***

Central African | **Nigeria** | **Other Refugees**

Region All

Zone All

Owning Office All

Male | Female

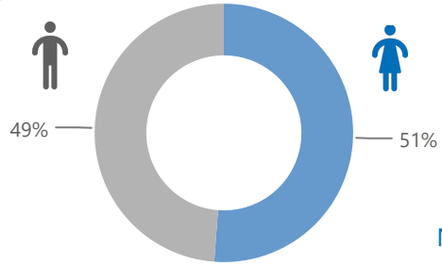

Occupation

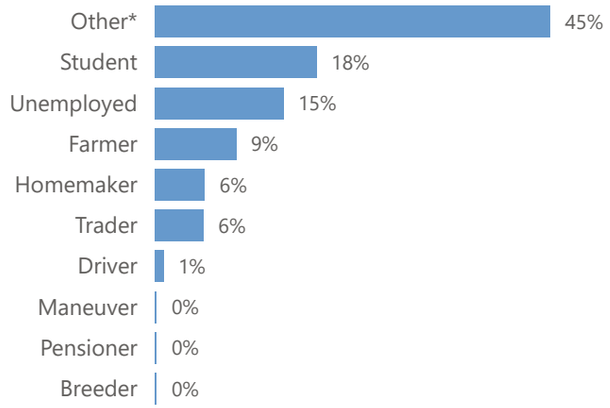

Registration Reason

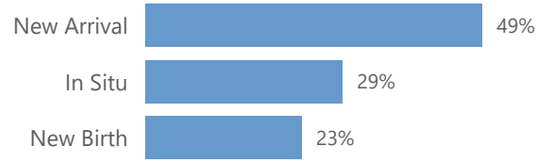

Religion

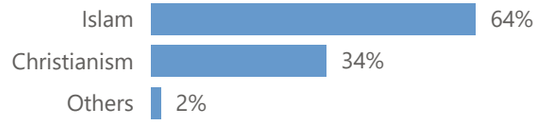

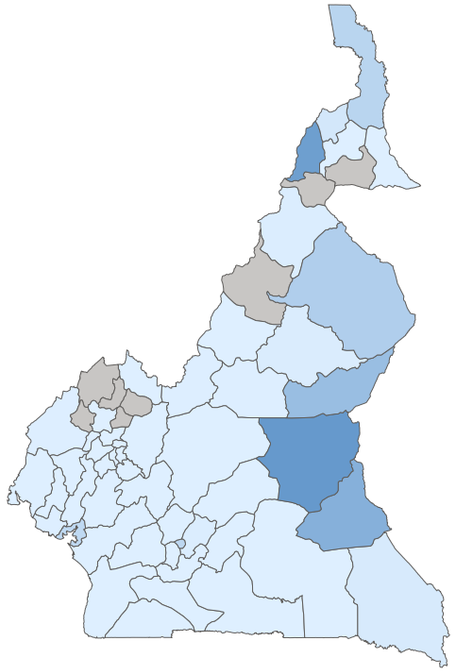

Central African

Occupations	Adamaoua	Centre	Est	Extreme-Nord	Littoral	Nord	Sangha-Mbaér
Other*	18017	9704	58519	9	5643	5837	
Student	15037	4392	30723	2	3565	7458	
Unemployed	7326	2045	34319	1	893	11427	
Farmer	8693	861	13993	1	340	6781	
Homemaker	4083	1229	15294		1022	1718	
Trader	2836	1342	8275	1	1106	1375	
Driver	427	242	2160	1	439	237	
Maneuver	11	21	52		6	2	
Pensioner	12	3	52		3	2	
Breeder	25		11			28	

Nigeria

Occupations	Adamaoua	Centre	Est	Extreme-Nord	Littoral	Nord	**Total**
Other*	295	269	8	93605	54	1131	**95362**
Student	188	37		10910	6	448	**11589**
Farmer	26	6		7893	3	755	**8683**
Homemaker	51	11	2	4519	2	102	**4687**
Trader	34	113	2	2503	20	10	**2682**
Unemployed	171	82	1	2348	11		**2613**
Driver	6	6		509	3		**524**
Pensioner	2			24			**26**
Maneuver				11			**11**
Breeder				9			**9**

Other Nationalities

Occupations	Adamaoua	Centre	Est	Extreme-Nord	Littoral	Nord	**Total**
Other*	56	3530	44	49	5107	47	**8833**
Trader	4	1188	11	9	2588	5	**3805**
Unemployed	30	1041	16	18	1107	85	**2297**
Student	24	1344	11	30	494	23	**1926**
Farmer	2	170	11		801	13	**997**
Homemaker	15	359	5	6	159	15	**559**
Driver		95	1	5	132	2	**235**
Maneuver	1	8			65	2	**76**