AFGHANISTAN

Assisted Afghan Returnees from Pakistan, Iran and other countries

from 05 July to 11 July 2026

Context

This infographics provides a weekly update on UNHCR-assisted Afghan nationals returning from Pakistan, Iran, Tajikistan and other countries. It details both **voluntary repatriation** as well as **other returns**. It categorizes the total numbers of returns by age, gender and documentation type, offering a clear demographic snapshot. Additionally, the infographic traces the flow of returnees from January to present, highlighting trends and changes over time. This visual representation serves as a vital tool for understanding the dynamics of Afghan nationals return, aiding stakeholders in making informed decisions and assessments regarding their integration and support.

Key figures

6,300 from 05 July - 11 July 2026

56%

44%

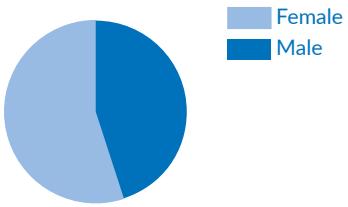

53% of returnees are minors (below 18)

46% of returnee households are female-headed

Assisted Returnees by documentation type



Assisted Returnees Demographics

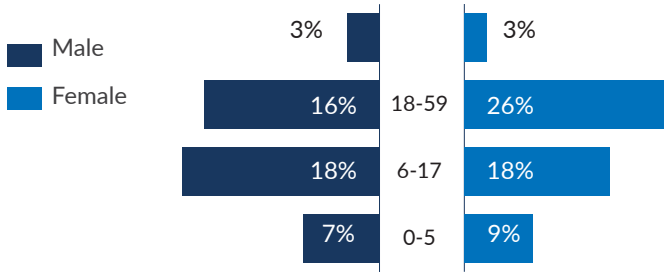

82% of the assisted are **women & children**

56% of the returnees are **women**

Gender breakdown of returnees assisted through CBI.

Return category	Male	Female	Total
POR Card	1,166	1,363	2,529
Undocumented	894	1,090	1,984
VRF	639	1,018	1,657
Slip holder ASY	36	34	70
Grand Total	**2,735**	**3,505**	**6,240**

Returned by documentation and country of asylum

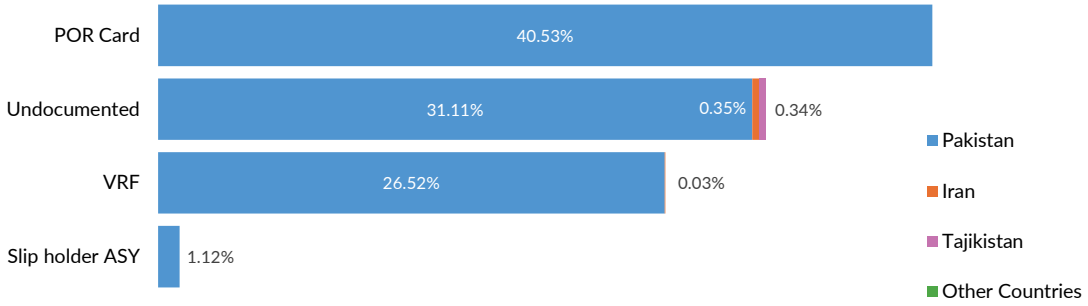

The boundaries and names shown and the designations used on this map do not imply official endorsement or acceptance by the United Nations.

Assisted Afghan Returnees from Pakistan, Iran and other countries

from 05 July to 11 July 2026

Assistance provided to returnees

Since 15 September 2023 : **1,080,348**

Since 1 January 2026: **297,800**

The assistance includes CBI, Transportation, Core Relief Items and Hot-Meals.

Return Trends

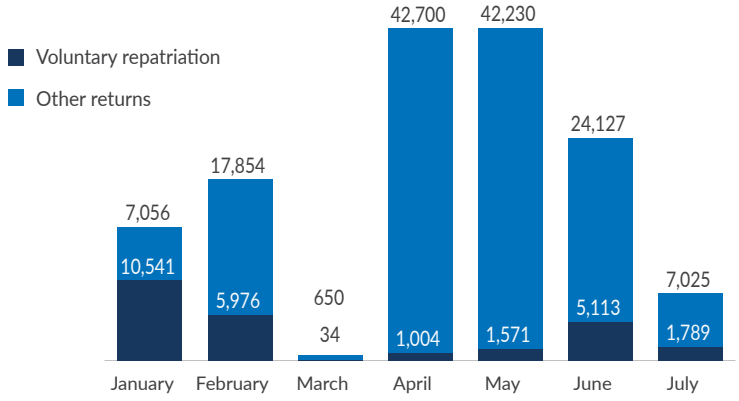

Return category by country of return

Return category	Pakistan	Iran	Tajikistan	Other	Total
POR Card	2,529	-	-	-	2,529
Undocumented	1,941	22	21	-	1,984
VRF	1,655	2	-	-	1,657
Slip holder ASY	70	-	-	-	70
Grand Total	**6,195**	**24**	**21**	**-**	**6,240**

Map of showing the intended district of return

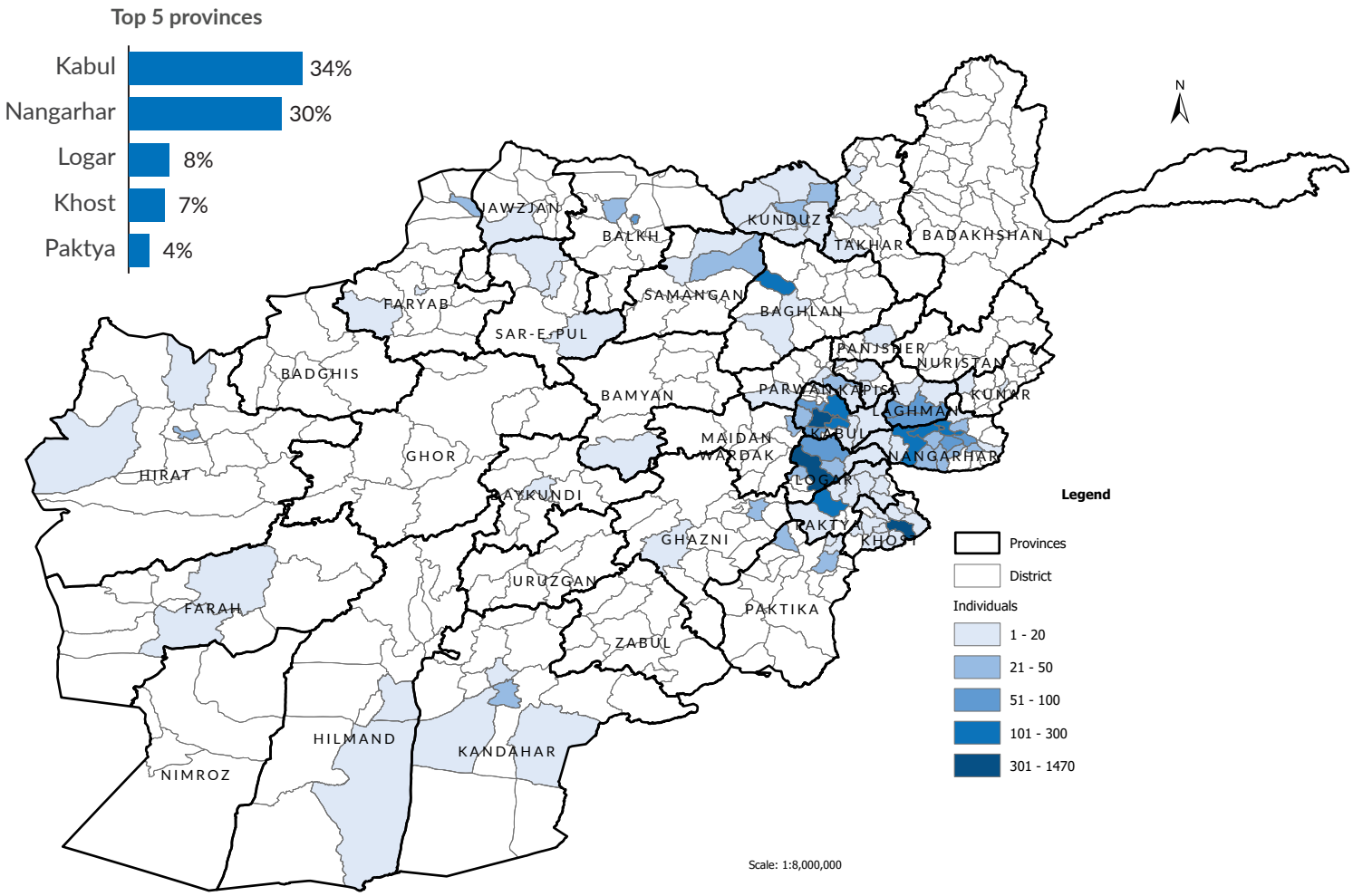

The boundaries and names shown and the designations used on this map do not imply official endorsement or acceptance by the United Nations.