ITALY

Weekly sea arrivals Update

as of 19 July 2026

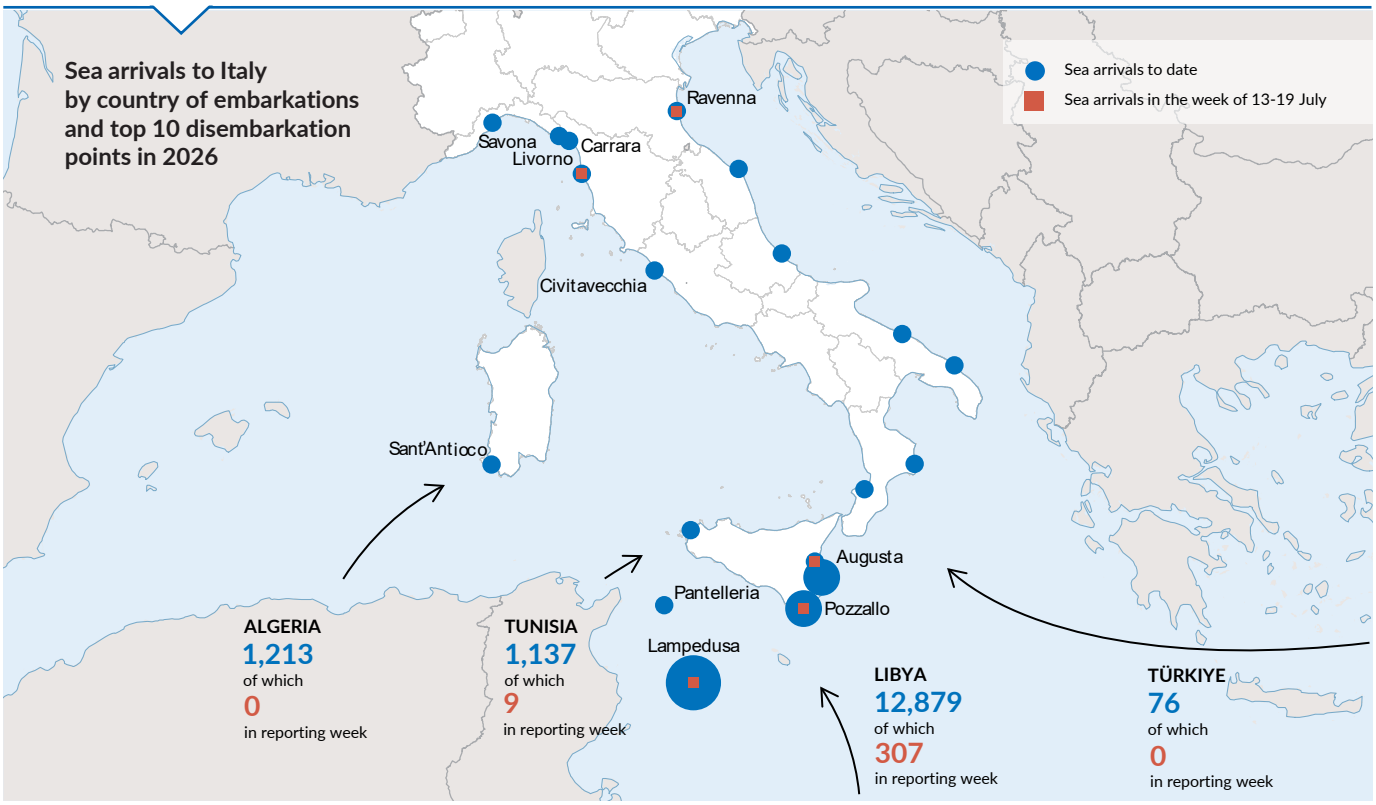

Sea arrivals in reporting week[1]

13-19 July 2026

316 sea arrivals

14 disembarkations

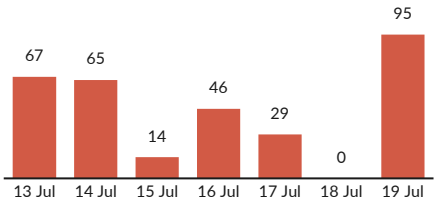

Sea arrivals weekly trends over the previous year

July 2025-July 2026

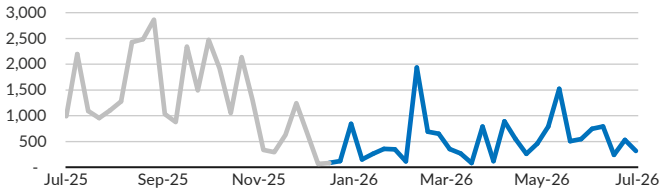

Sea arrivals to-date

1,024 sea arrivals month-to-date — **-66%** compared to same period in 2025

15,305 sea arrivals year-to-date — **-54%** compared to same period in 2025

454 disembarkations year-to-date

Sea arrivals demographic composition

Jan-May 2026

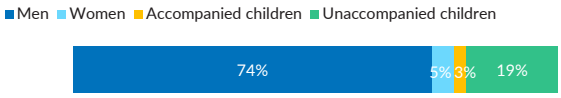

Top five sea arrivals nationalities and percentage of total

Jan-May 2026 and Jan-May 2025

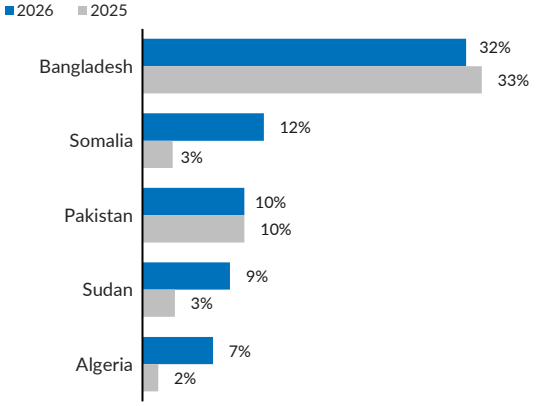

Sea arrivals by countries of embarkation

Jan-19 July 2026 and Jan-19 July 2025

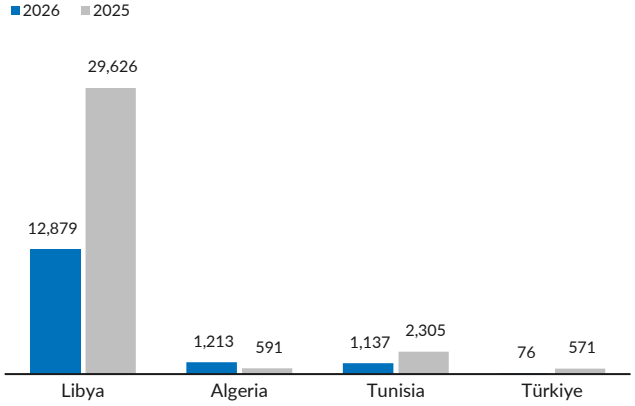

[1] Data sources: Italian Ministry of Interior and UNHCR monitoring. All figures in this product are based on these sources and are provisional and subject to change.