UGANDA- POPULATION DASHBOARD

ANNEX III - SETTLEMENT PROFILES 31-Jul-2026

Adjumani

Total Population	Total Refugees
236,797	236,014
Total Households	Total Asylum-Seekers
30,227	783

Women and Children 191,226 — 81%

Female 126,302 — 53%

Elderly (60+) 7,856 — 3%

Youth (15-24) 69,491 — 29%

New Registration by Month

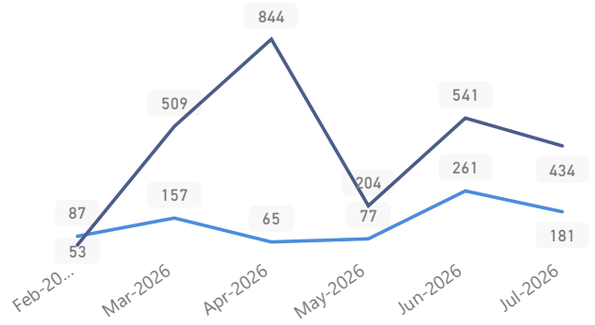

Main Hosting Locations

L3	HHs	Individuals
Nyumanzi	5,070	50,057
Pagrinya	6,125	39,402
Ayilo I	2,981	29,094
Maaji II	2,608	19,291
Ayilo II	2,028	15,965
Maaji III	2,304	15,415
Mirieyi	1,085	9,876
Boroli I	1,323	9,823
Alere	871	7,991
Agojo	1,513	7,652
Baratuku	801	6,594
Mungula I	684	5,987
Olua I	613	5,411
Boroli II	674	4,713
Olua II	429	3,885
Mungula II	297	1,810
Oliji	236	1,598
Elema	184	983
Maaji I	84	626

Main Countries of Origin	Total
South Sudan	235,944
Sudan	795

Main Occupations

16.2% Have occupation

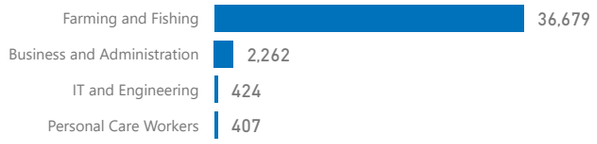

* Age is between 18 - 59 years for Occupation

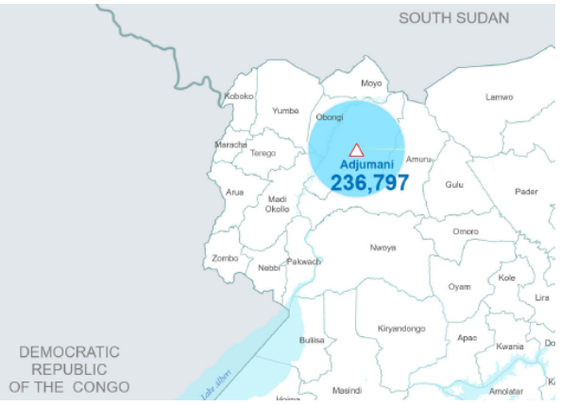

Age & Gender Breakdown

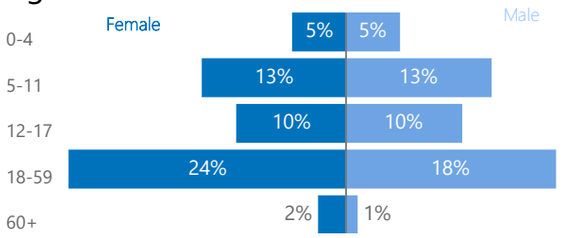

Main Specific Needs

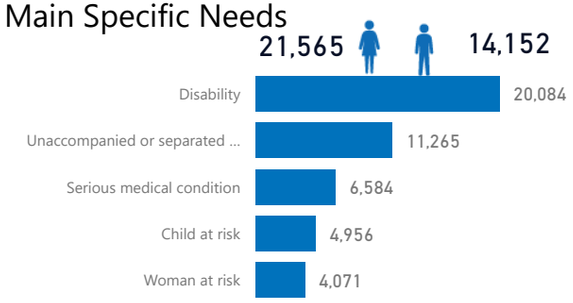

UGANDA- POPULATION DASHBOARD

ANNEX III - SETTLEMENT PROFILES 31-Jul-2026

Bidibidi

Total Population	Total Refugees
210,524	210,522
Total Households	Total Asylum-Seekers
36,893	2

Women and Children 167,807 — 80%

Female 110,302 — 52%

Elderly (60+) 6,173 — 3%

Youth (15-24) 63,895 — 30%

Main Hosting Locations

L3	HHs	Individuals
Zone 3	9,359	50,302
Zone 2	7,600	47,265
Zone 5	8,034	42,761
Zone 1	6,535	40,703
Zone 4	5,364	29,482

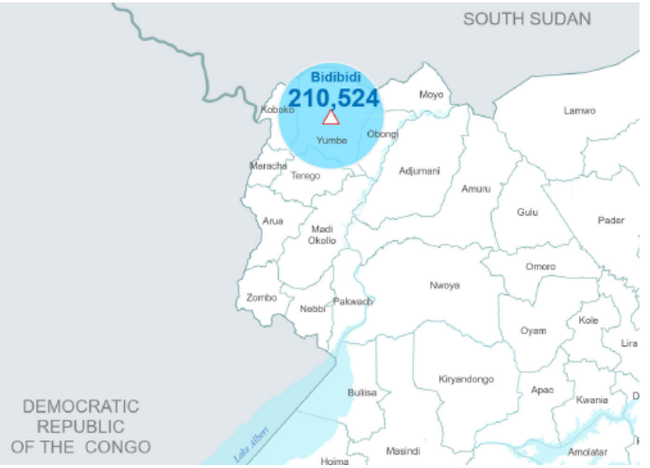

Main Countries of Origin	Total
South Sudan	210,356
Sudan	112
Democratic Republic of the Congo	50

Age & Gender Breakdown

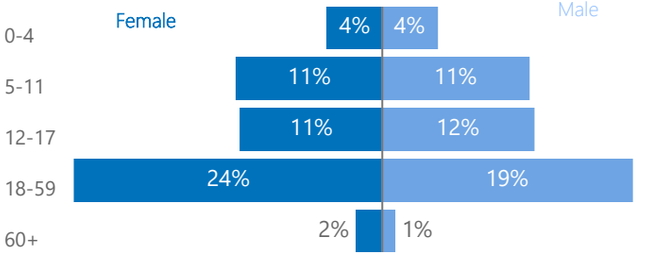

New Registration by Month

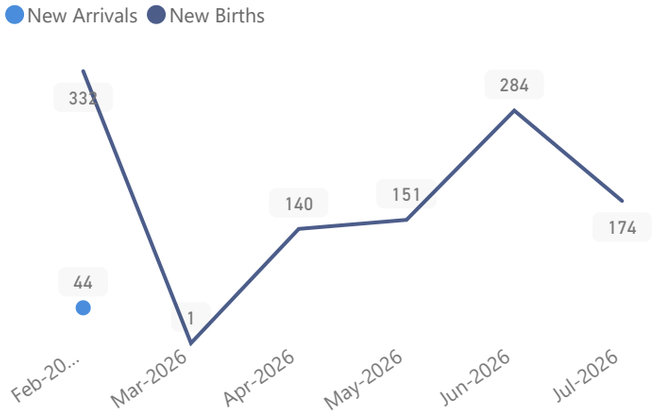

Main Occupations

13.2% Have occupation

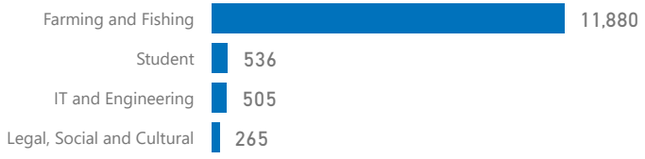

* Age is between 18 - 59 years for Occupation

Main Specific Needs

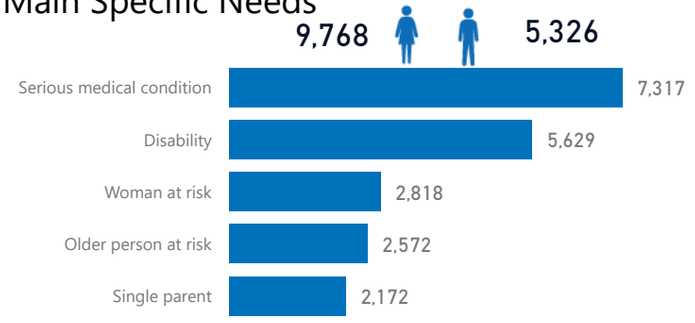

UGANDA- POPULATION DASHBOARD

ANNEX III - SETTLEMENT PROFILES 31-Jul-2026

Imvepi

Total Population	Total Refugees
83,935	77,919
Total Households	Total Asylum-Seekers
19,872	6,016

Women and Children 68,026 — 81%

Female 44,759 — 53%

Elderly (60+) 2,487 — 3%

Youth (15-24) 21,356 — 25%

Main Hosting Locations

L3	HHs	Individuals
Zone 1	9,906	39,965
Zone 2	5,164	26,313
Zone 3	3,977	15,243
Zone 4	825	2,414

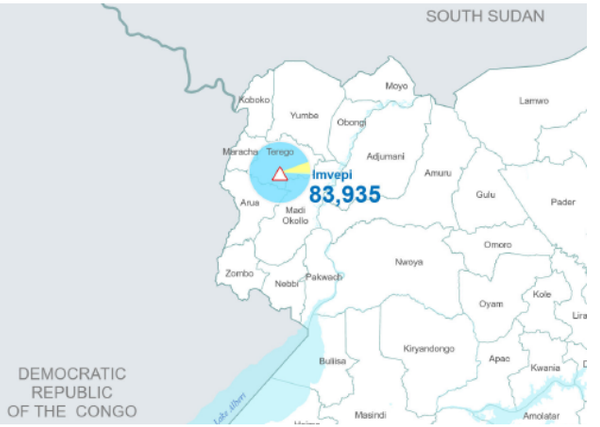

Main Countries of Origin	Total
South Sudan	78,181
Democratic Republic of the Congo	4,837
Sudan	914

Age & Gender Breakdown

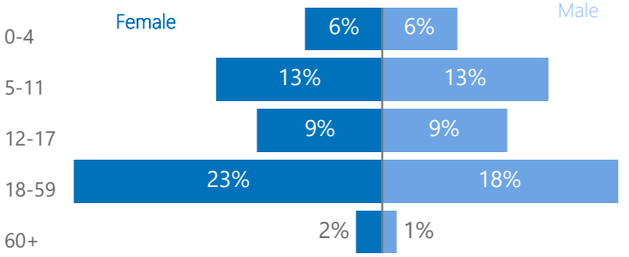

New Registration by Month

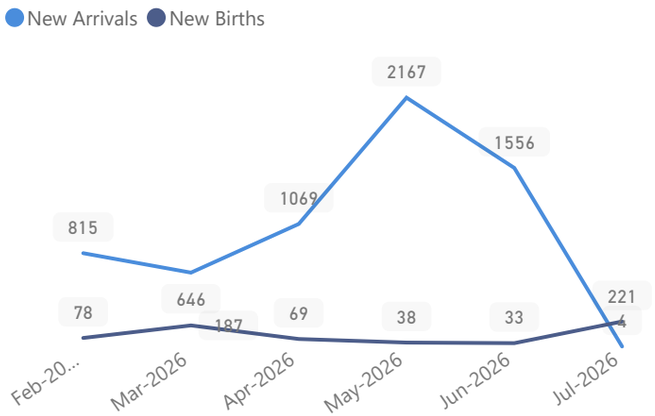

Main Occupations

17.7% Have occupation

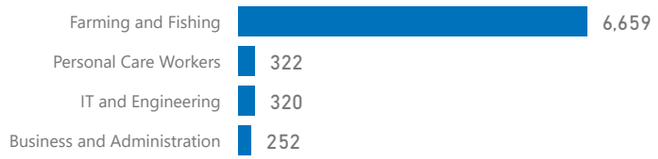

* Age is between 18 - 59 years for Occupation

Main Specific Needs

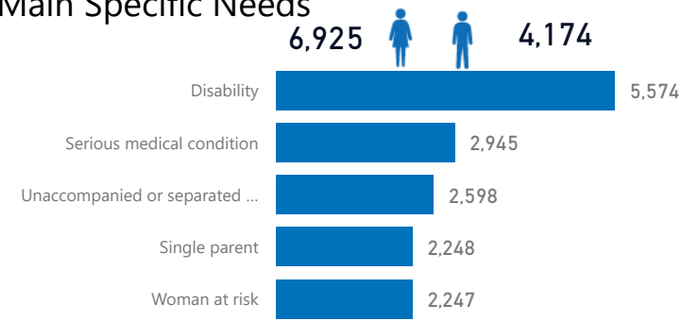

UGANDA- POPULATION DASHBOARD

ANNEX III - SETTLEMENT PROFILES 31-Jul-2026

Kampala

Total Population	Total Refugees
174,570	134,252
Total Households	Total Asylum-Seekers
108,173	40,318

Women and Children 102,298 — 59%

Female 78,896 — 45%

Elderly (60+) 2,849 — 2%

Youth (15-24) 38,365 — 22%

Main Hosting Locations

L3	HHs	Individuals
Makindye Division	57,782	91,220
Kampala Central	29,120	40,794
Rubaga Division	16,608	31,488
Kawempe Division	2,791	5,460
Nakawa	1,157	3,224

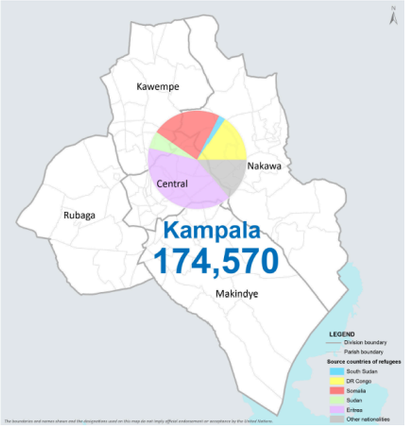

Main Countries of Origin

Main Countries of Origin	Total
Eritrea	69,822
Somalia	39,619
Democratic Republic of the Congo	27,068
Ethiopia	14,747
Sudan	9,970

Age & Gender Breakdown

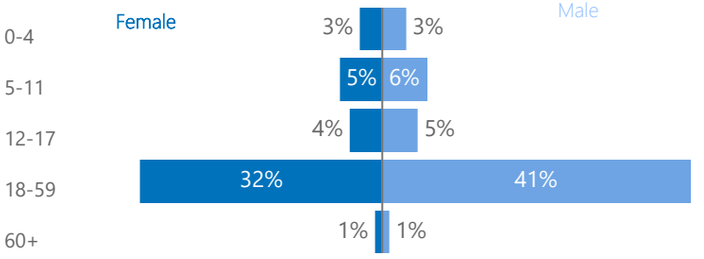

New Registration by Month

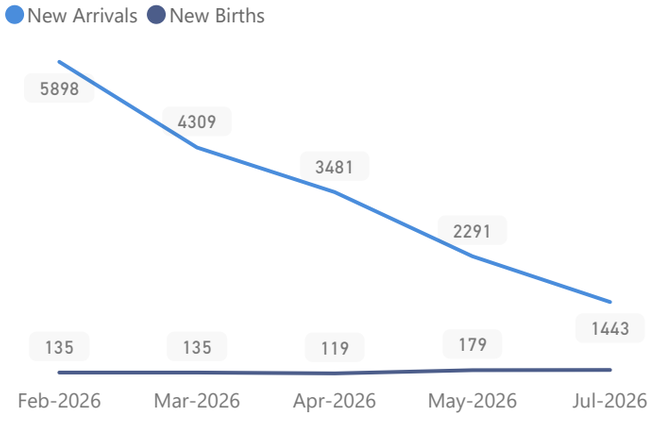

Main Occupations

4.0% Have occupation

* Age is between 18 - 59 years for Occupation

Main Specific Needs

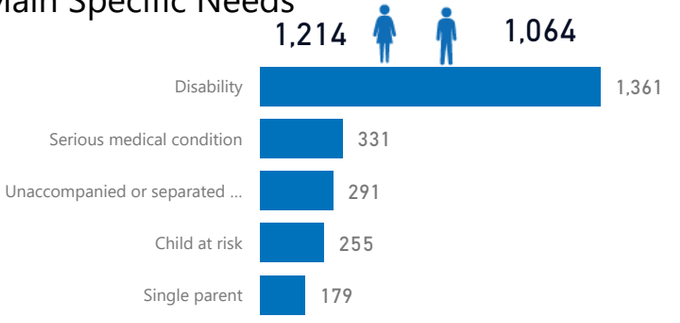

UGANDA- POPULATION DASHBOARD

ANNEX III - SETTLEMENT PROFILES 31-Jul-2026

Kiryandongo

Total Population	Total Refugees
168,774	165,745
Total Households	Total Asylum-Seekers
48,604	3,029

Women and Children 124,981 — 74%

Female 85,376 — 51%

Elderly (60+) 5,741 — 3%

Youth (15-24) 48,439 — 29%

Main Hosting Locations

L3	HHs	Individuals
Ranch 1	35,679	108,518
Ranch 37	12,895	60,090

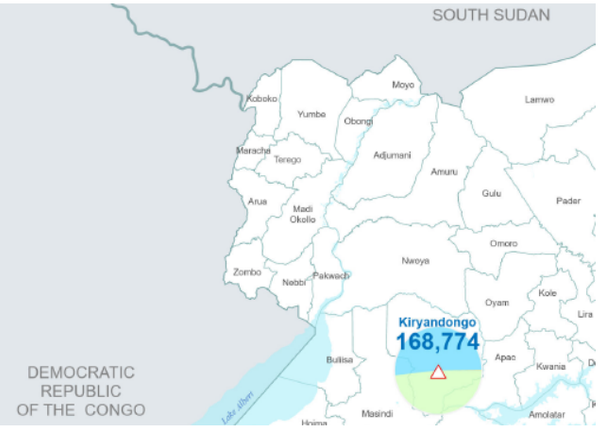

Main Countries of Origin

Main Countries of Origin	Total
South Sudan	86,965
Sudan	81,116
Democratic Republic of the Congo	402
Kenya	196

Age & Gender Breakdown

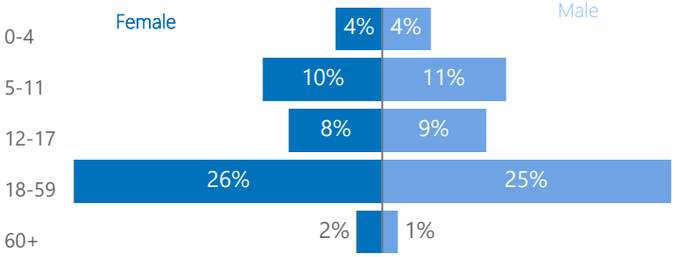

New Registration by Month

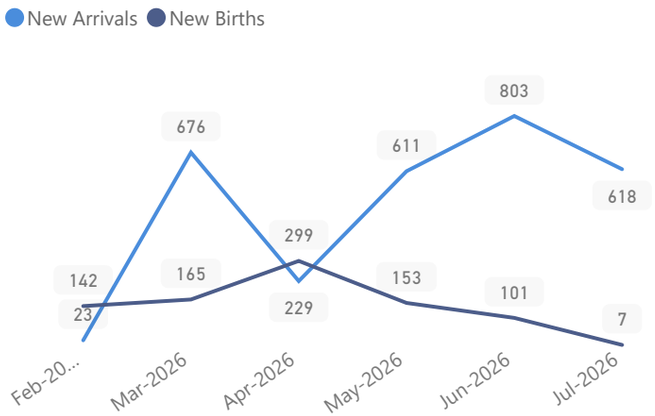

Main Occupations

8.3% Have occupation

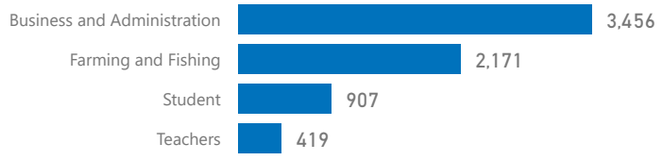

* Age is between 18 - 59 years for Occupation

Main Specific Needs

11,213 — 7,079

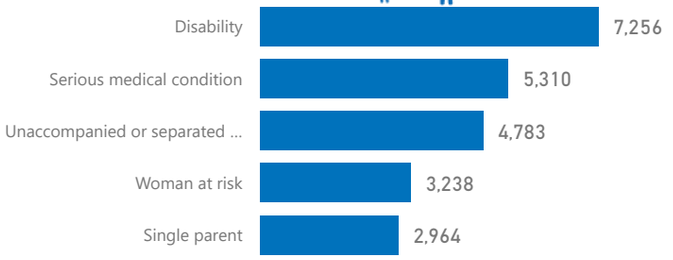

UGANDA- POPULATION DASHBOARD

ANNEX III - SETTLEMENT PROFILES 31-Jul-2026

Kyaka II

Total Population	Total Refugees
139,196	135,598
Total Households	Total Asylum-Seekers
35,817	3,598

Women and Children 109,078 — 78%

Female 70,829 — 51%

Elderly (60+) 4,083 — 3%

Youth (15-24) 29,739 — 21%

Main Hosting Locations

L3	HHs	Individuals
Bwiriza	6,499	23,943
Sweswe	6,469	23,790
Byabakora	5,646	23,004
Mukondo	4,873	19,895
Itambabiniga	4,725	18,080

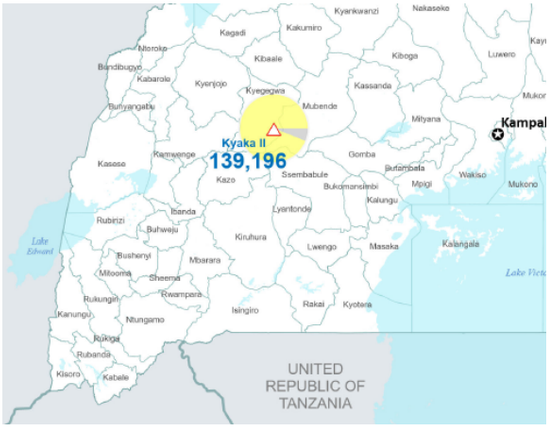

Main Countries of Origin

Main Countries of Origin	Total
Democratic Republic of the Congo	130,962
Rwanda	4,434
Burundi	3,678
South Sudan	55

Age & Gender Breakdown

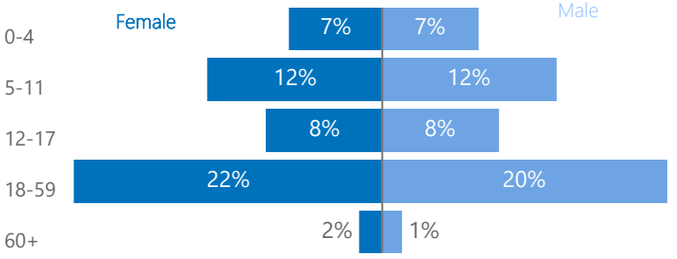

New Registration by Month

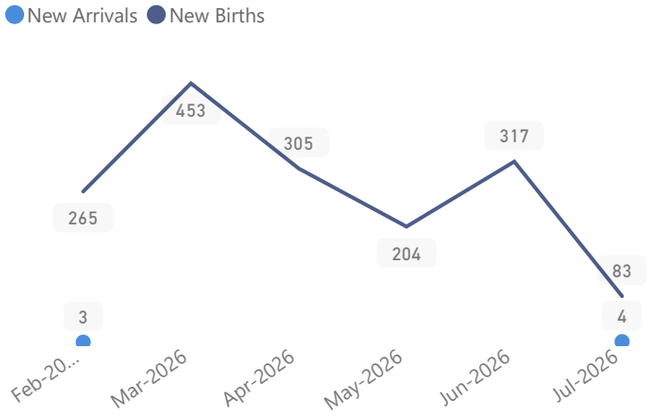

Main Occupations

17.8% Have occupation

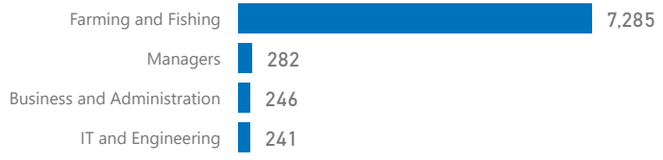

* Age is between 18 - 59 years for Occupation

Main Specific Needs

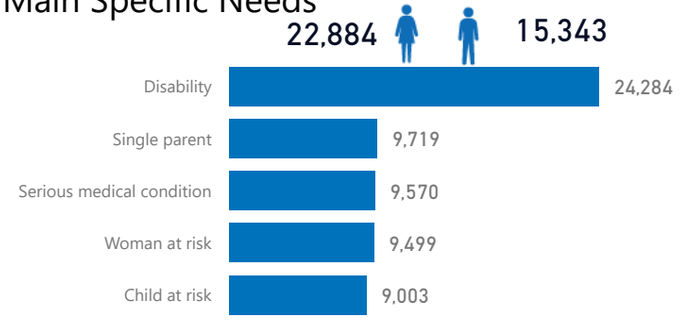

UGANDA- POPULATION DASHBOARD

ANNEX III - SETTLEMENT PROFILES 31-Jul-2026

Lobule

Total Population	Total Refugees
6,557	6,557
Total Households	Total Asylum-Seekers
983	0

Women and Children 5,243 — 80%

Female 3,433 — 52%

Elderly (60+) 225 — 3%

Youth (15-24) 2,056 — 31%

Main Hosting Locations

L3	HHs	Individuals
Zone B	508	3,439
Zone A	475	3,118

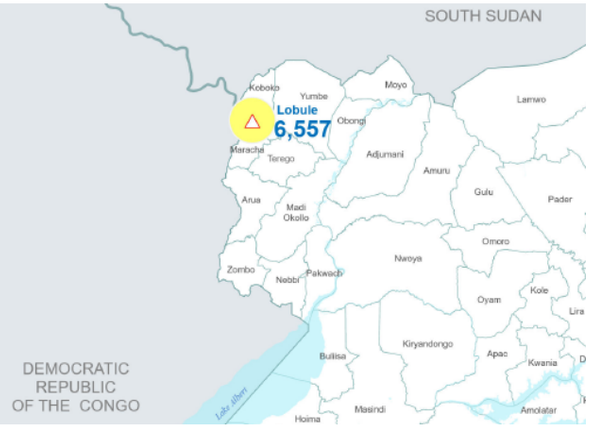

Main Countries of Origin	Total
Democratic Republic of the Congo	6,509
South Sudan	48

Age & Gender Breakdown

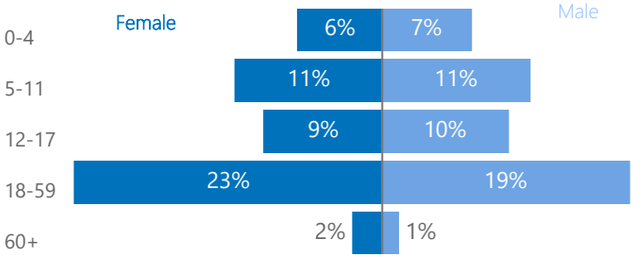

New Registration by Month

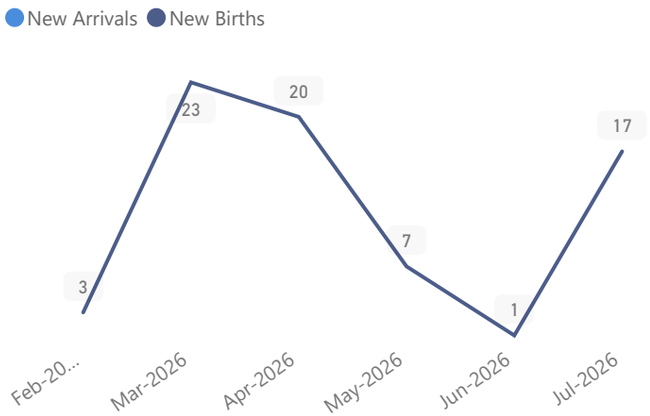

Main Occupations

27.8% Have occupation



* Age is between 18 - 59 years for Occupation

Main Specific Needs

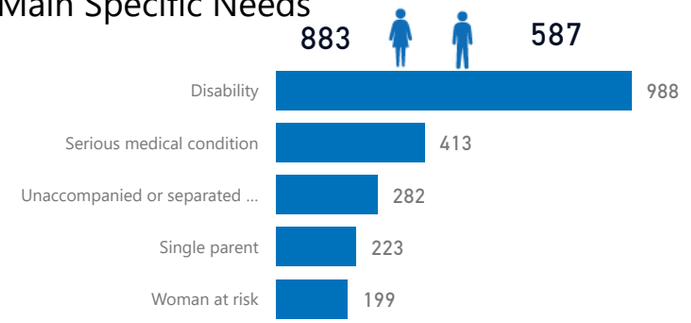

UGANDA- POPULATION DASHBOARD

ANNEX III - SETTLEMENT PROFILES 31-Jul-2026

Kyangwali

Total Population	Total Refugees
158,722	157,710
Total Households	Total Asylum-Seekers
46,796	1,012

Women and Children 127,724 — 80%

Female 84,103 — 53%

Elderly (60+) 5,667 — 4%

Youth (15-24) 31,506 — 20%

Main Hosting Locations

L3	HHs	Individuals
Kyebitaka	2,883	12,147
Bukinda	5,449	11,925
Kagoma	2,642	8,741
Mombasa	2,025	8,103
Mukunyu A	2,783	7,949
Kentomi	2,406	7,677
Karuhinda	2,258	7,674
Waibuga	2,203	7,626
Malumba	1,929	6,633
Nyampindu	2,014	6,382

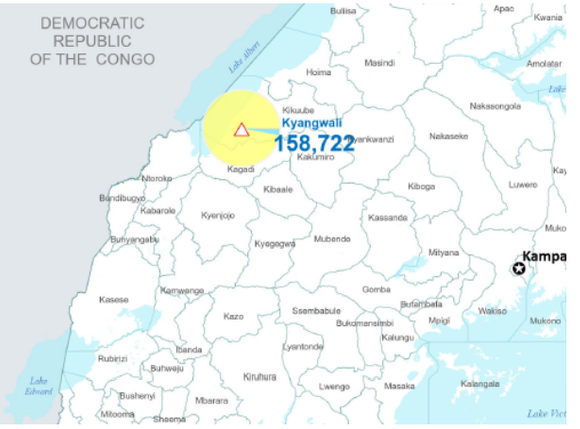

Main Countries of Origin	Total
Democratic Republic of the Congo	154,132
South Sudan	3,801
Rwanda	635
Burundi	132

Age & Gender Breakdown

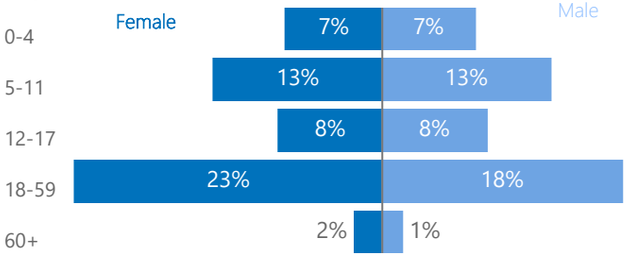

New Registration by Month

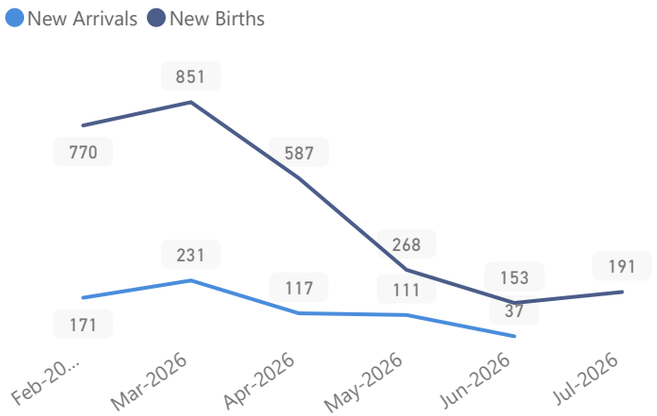

Main Occupations

35.8% Have occupation



* Age is between 18 - 59 years for Occupation

Main Specific Needs

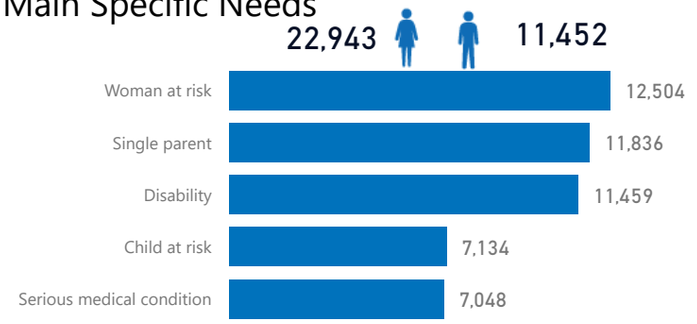

UGANDA- POPULATION DASHBOARD

ANNEX III - SETTLEMENT PROFILES 31-Jul-2026

Nakivale

Total Population	Total Refugees
286,645	275,876
Total Households	Total Asylum-Seekers
109,260	10,769

Women and Children 211,068 — 74%

Female 143,865 — 50%

Elderly (60+) 8,044 — 3%

Youth (15-24) 69,316 — 24%

Main Hosting Locations

L3	HHs	Individuals
Rubondo	38,716	106,877
Juru	47,728	101,087
Base Camp	22,160	77,285

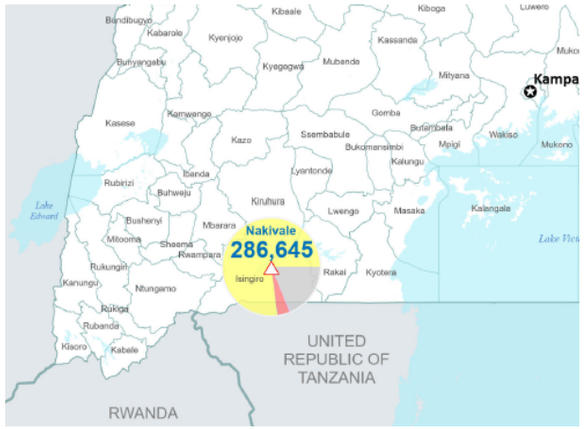

Main Countries of Origin

Main Countries of Origin	Total
Democratic Republic of the Congo	220,542
Burundi	35,830
Rwanda	16,011
Somalia	11,585

Age & Gender Breakdown

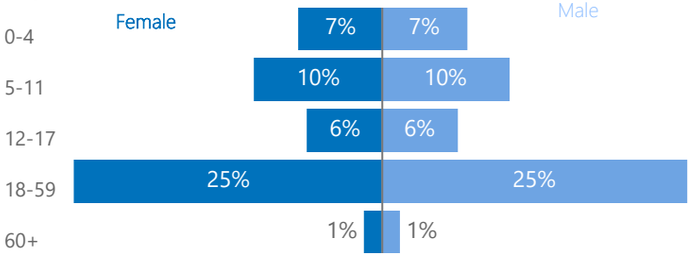

New Registration by Month

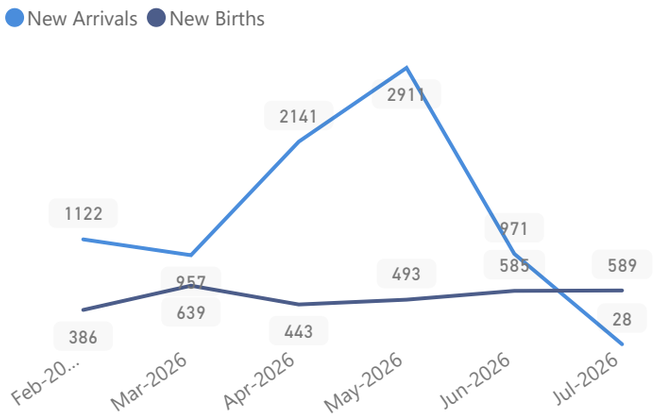

Main Occupations

13.5% Have occupation

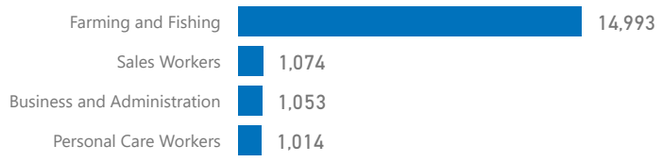

* Age is between 18 - 59 years for Occupation

Main Specific Needs

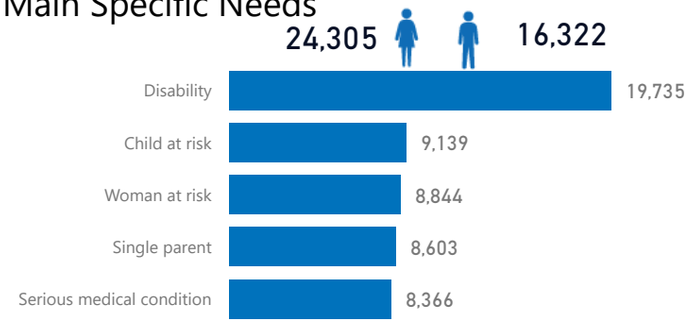

UGANDA- POPULATION DASHBOARD

ANNEX III - SETTLEMENT PROFILES 31-Jul-2026

Oruchinga

Total Population	Total Refugees
8,278	8,278
Total Households	Total Asylum-Seekers
1,722	0

Women and Children 6,394 — 77%

Female 4,242 — 51%

Elderly (60+) 312 — 4%

Youth (15-24) 1,947 — 24%

Main Hosting Locations

L3	HHs	Individuals
Kifunjo	540	2,411
Michinga	428	2,127
Busheka	428	2,064

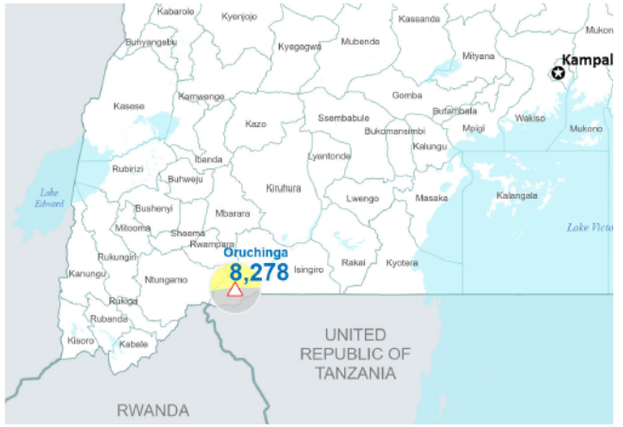

Main Countries of Origin

Main Countries of Origin	Total
Democratic Republic of the Congo	4,296
Rwanda	2,197
Burundi	1,717
South Sudan	67

Age & Gender Breakdown

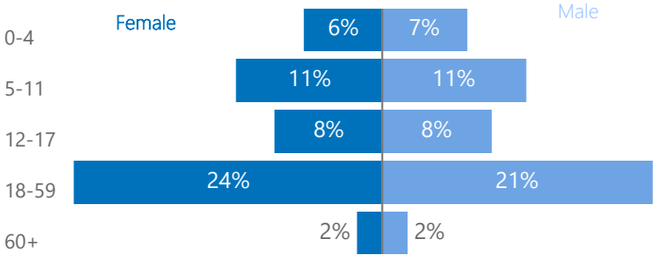

New Registration by Month

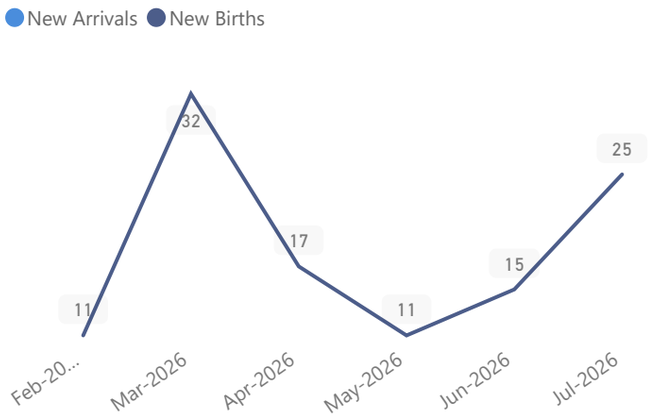

Main Occupations

30.0% Have occupation

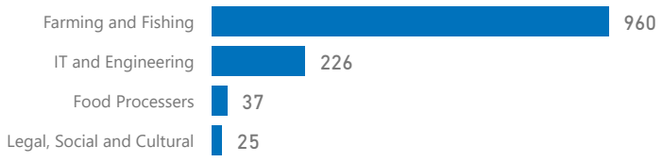

* Age is between 18 - 59 years for Occupation

Main Specific Needs

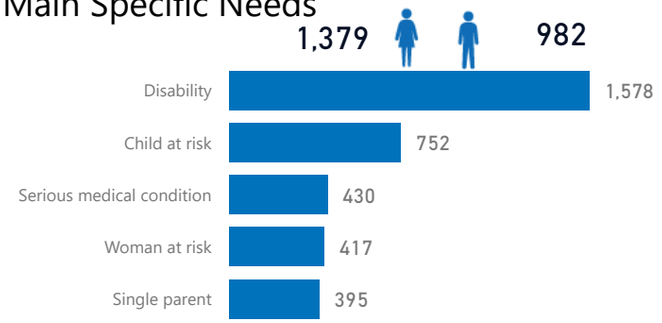

UGANDA- POPULATION DASHBOARD

ANNEX III - SETTLEMENT PROFILES 31-Jul-2026

Palabek

Total Population	Total Refugees
101,163	96,901
Total Households	Total Asylum-Seekers
21,862	4,262

Women and Children 82,558 — 82%

Female 51,166 — 51%

Elderly (60+) 1,854 — 2%

Youth (15-24) 28,893 — 29%

Main Hosting Locations

L3	HHs	Individuals
Zone 8	5,237	20,454
Zone 6	3,783	18,539
Zone 5B	2,916	13,748
Zone 7	2,246	11,580
Zone 4	1,971	9,000
Zone 5A	1,437	8,202
Zone 3	1,185	6,280
Zone 9	949	4,603
Zone 1	1,056	4,522
Zone 2	1,082	4,235

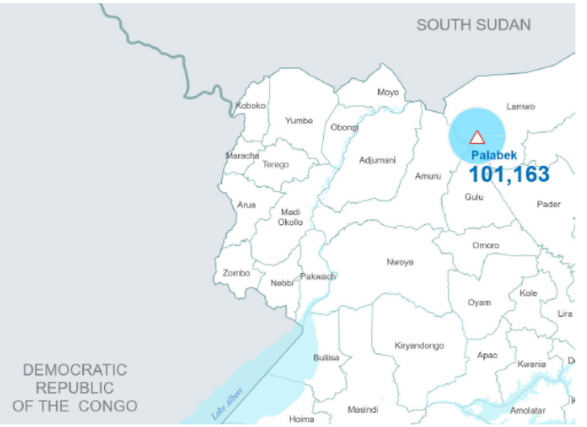

Main Countries of Origin	Total
South Sudan	100,866
Sudan	244
Democratic Republic of the Congo	53

Age & Gender Breakdown

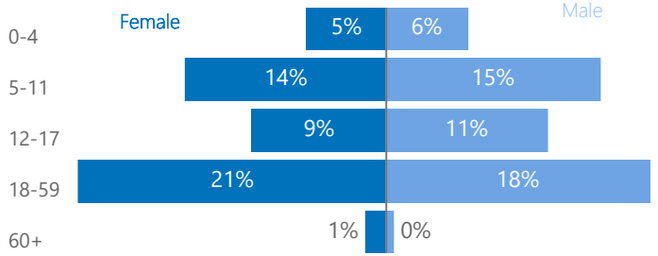

New Registration by Month

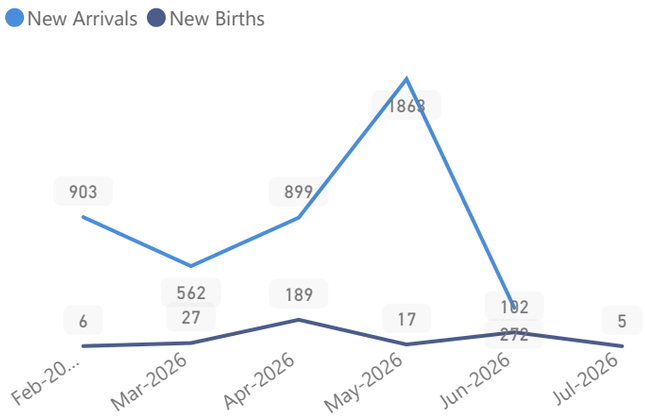

Main Occupations

12.7% Have occupation

* Age is between 18 - 59 years for Occupation

Main Specific Needs

5,011 2,987

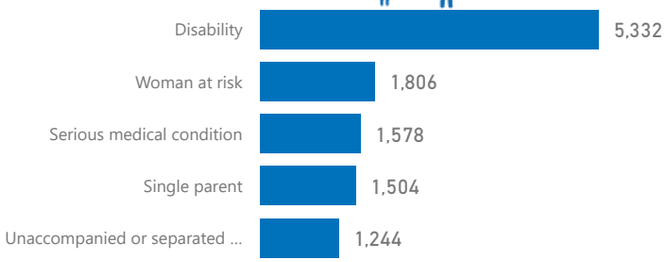

UGANDA- POPULATION DASHBOARD

ANNEX III - SETTLEMENT PROFILES 31-Jul-2026

Palorinya

Total Population	Total Refugees
144,966	144,009
Total Households	Total Asylum-Seekers
28,964	957

Women and Children 112,452 — 78%

Female 76,099 — 52%

Elderly (60+) 6,160 — 4%

Youth (15-24) 40,505 — 28%

Main Hosting Locations

L3	HHs	Individuals
Morobi	9,530	48,172
Dongo West	5,200	25,801
Chinyi	4,372	20,409
Dongo East	3,387	16,704
Basecamp Ibakwe	2,779	15,824
Belemaling	2,116	10,799
Budri	1,579	7,248
Zone 7	1	9

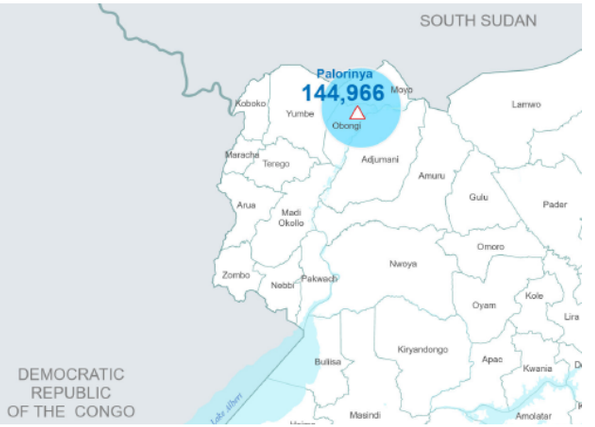

Main Countries of Origin	Total
South Sudan	144,867
Democratic Republic of the Congo	54
Sudan	44
Congo, Republic of the	1

Age & Gender Breakdown

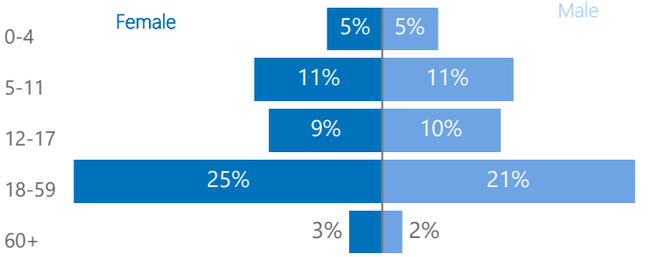

New Registration by Month

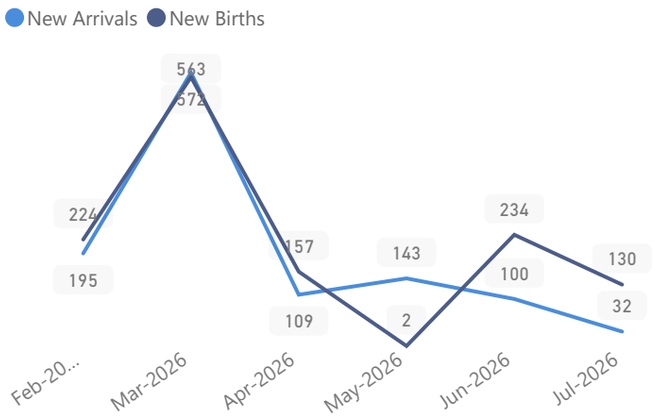

Main Occupations

11.5% Have occupation



* Age is between 18 - 59 years for Occupation

Main Specific Needs

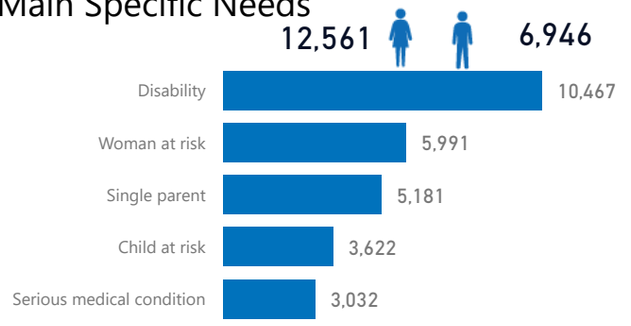

UGANDA- POPULATION DASHBOARD

ANNEX III - SETTLEMENT PROFILES 31-Jul-2026

Rhino

Total Population	Total Refugees
206,388	202,924
Total Households	Total Asylum-Seekers
41,427	3,464

Women and Children 164,104 — 80%

Female 104,833 — 51%

Elderly (60+) 4,230 — 2%

Youth (15-24) 60,391 — 29%

Main Hosting Locations

L3	HHs	Individuals
Zone 7	10,345	52,771
Zone 2	8,971	36,790
Zone 3	6,929	32,328
Zone 6	5,007	27,807
Zone 1	2,403	16,334
Zone 4	2,676	15,779
Zone 5	1,881	14,927

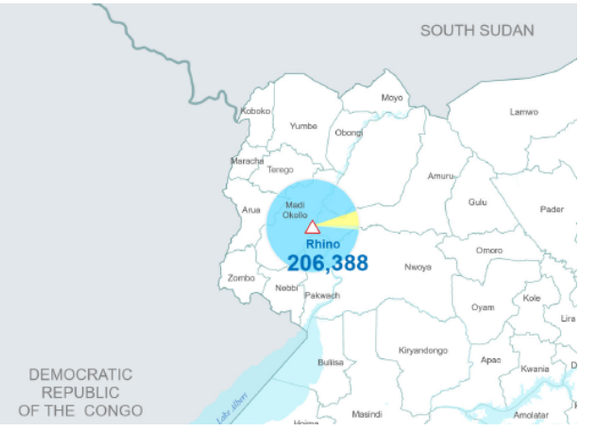

Main Countries of Origin	Total
South Sudan	192,621
Democratic Republic of the Congo	10,733
Sudan	2,917
Rhino	45

Age & Gender Breakdown

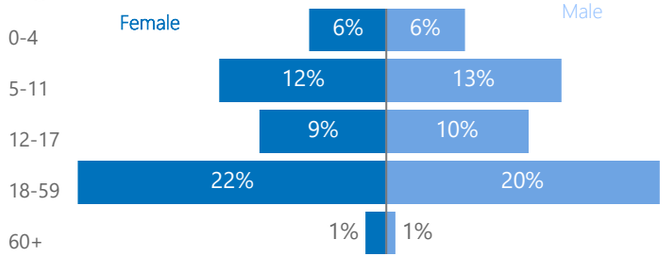

New Registration by Month

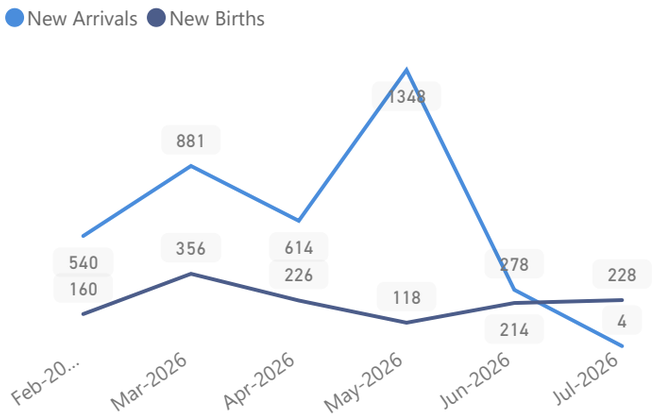

Main Occupations

6.0% Have occupation



* Age is between 18 - 59 years for Occupation

Main Specific Needs

18,157 12,504

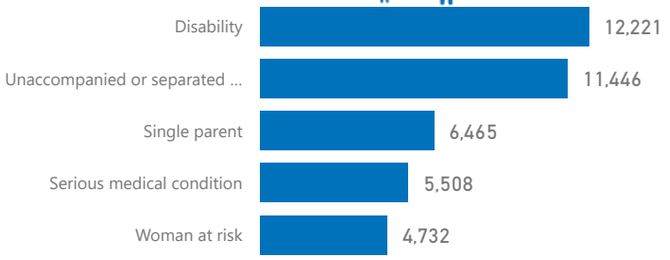

UGANDA- POPULATION DASHBOARD

ANNEX III - SETTLEMENT PROFILES 31-Jul-2026

Rwamwanja

Total Population	Total Refugees
109,506	107,220
Total Households	Total Asylum-Seekers
26,536	2,286

Women and Children 86,974 — 79%

Female 56,113 — 51%

Elderly (60+) 3,184 — 3%

Youth (15-24) 24,181 — 22%

Main Hosting Locations

L3	HHs	Individuals
Kyempango	11,009	40,456
Kaihora	3,310	14,280
Ntenungi	3,439	12,905
Mahani	2,400	11,526
Nkoma	1,814	9,274
Base Camp	1,982	9,030
Mahiga	958	4,672
Kikuura	814	3,209
Waijagahe	431	2,271
Buguta	355	1,823

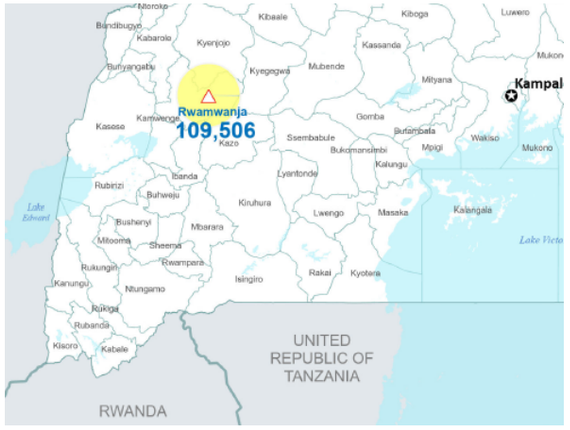

Main Countries of Origin	Total
Democratic Republic of the Congo	108,881
Rwanda	371
South Sudan	169
Burundi	72

Age & Gender Breakdown

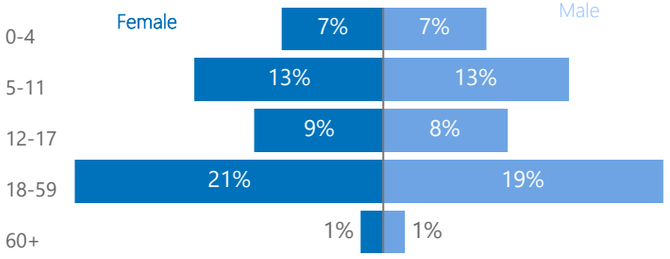

New Registration by Month

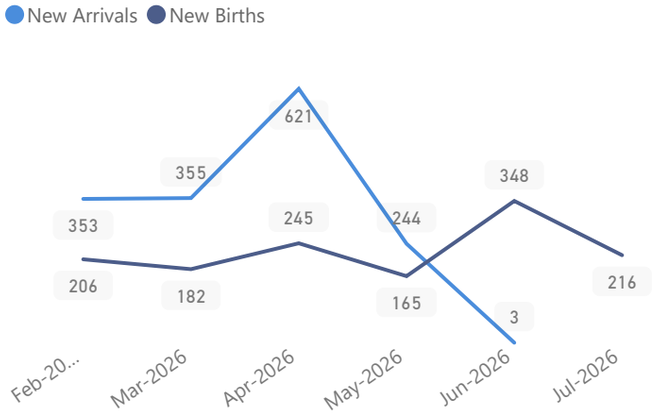

Main Occupations

39.8% Have occupation



* Age is between 18 - 59 years for Occupation

Main Specific Needs
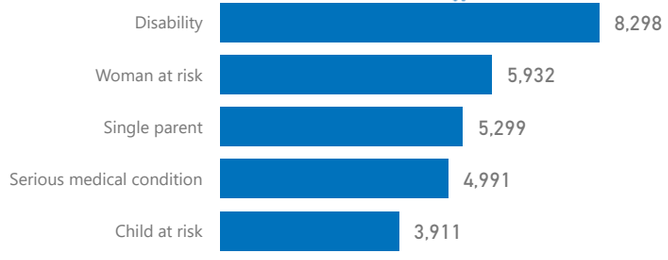
12,331 — 7,490