RWANDA- POPULATION DASHBOARD
Overview of Refugees and Asylum-seekers
As of 31 July 2026

Key Facts

Individuals	139,683
Households	36,741
Refugees	117,892
Asylum Seekers	15,757
Others of Concern	6,034

Top Countries of Origin

DR Congo	84,711
Burundi	53,547
Sudan	956
Eritrea	198
Afghanistan	82

Top Refugee Population

DR Congo	65,260
Burundi	51,372
Sudan	887
Eritrea	145
Afghanistan	80

Top Asy. Seeker Population

DR Congo	15,578
Sudan	69
Eritrea	50
Burundi	23
South Sudan	17

Population Distribution

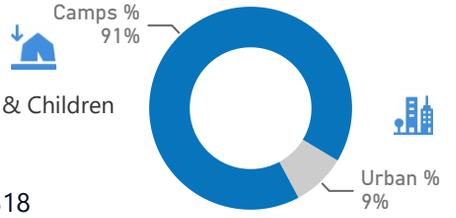

Elderly	Under 18	Under 12	Youth (15-24)	Female	Women & Children
5%	47%	33%	21%	51%	75%
6,660	66,070	46,363	29,498	71,064	104,318

Population by Locations

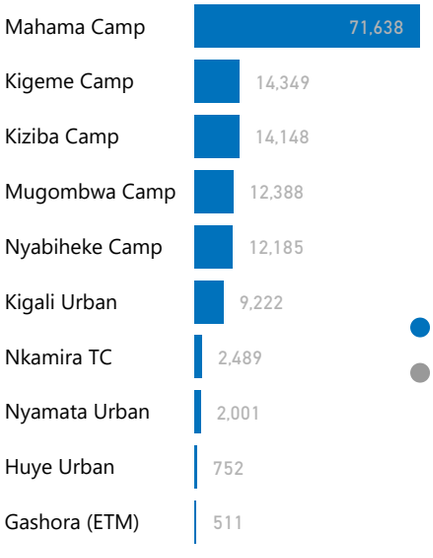

Main Population Groups

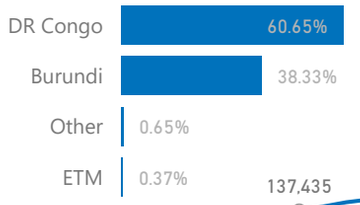

Monthly Population Trend | Aug 2025 - Jul 2026

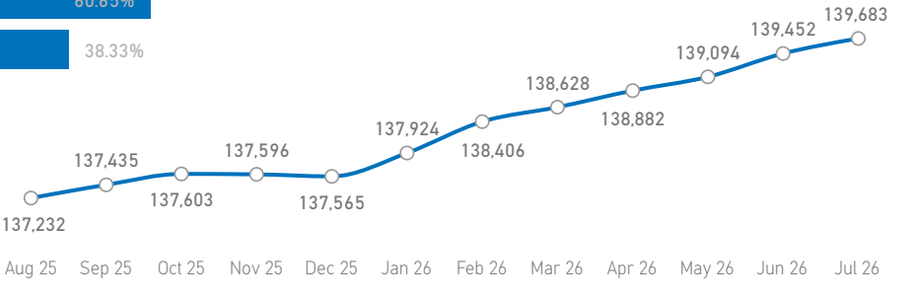

Monthly Trend of New Registrations

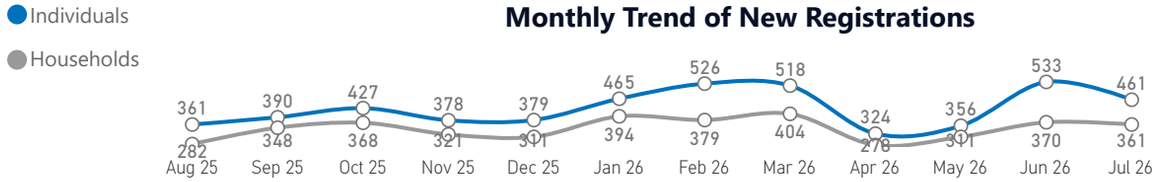

In July 2026, 17 Congolese new arrivals were received in Nkamira TC. In total, the registration of 15 new arrivals is still pending.

Top 7 Specific Needs



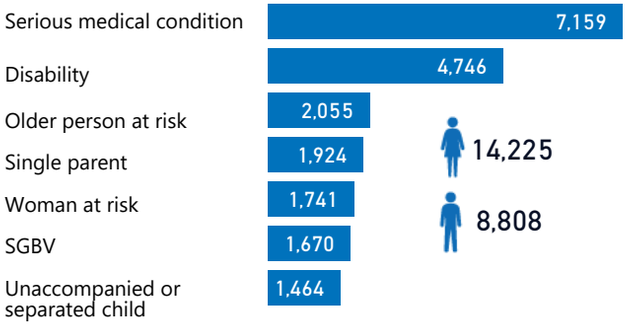

Age & Gender Breakdown

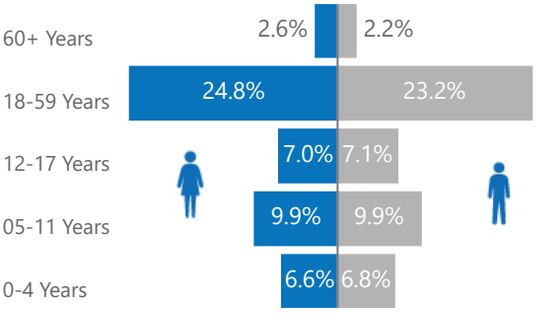

The total population of 139,683 includes 117,892 refugees, 15,742 registered asylum seekers, 15 non registered asylum seekers, and 6,034 Others of concern. Since the start of 2026, 2,995 individuals (including 1,998 new births and 834 new arrivals) have been registered in Rwanda. Among them are 6% (177) of whom are new arrivals from DR Congo, 1% (35) from Burundi and 17 % (506) from Sudan; 72 % (2,832) remaining are mainly for new births and InSitu registration. There was an increase of 231 individuals in the population from last month, resulting from new arrivals and continuous registration activities.

Source: UNHCR Rwanda Registration Team / ProGres

Created date: 31 July 2026

Rwanda- POPULATION DASHBOARD
Overview of Refugees and Asylum-seekers

As of 31 July 2026

Population Distribution by Location in RWANDA

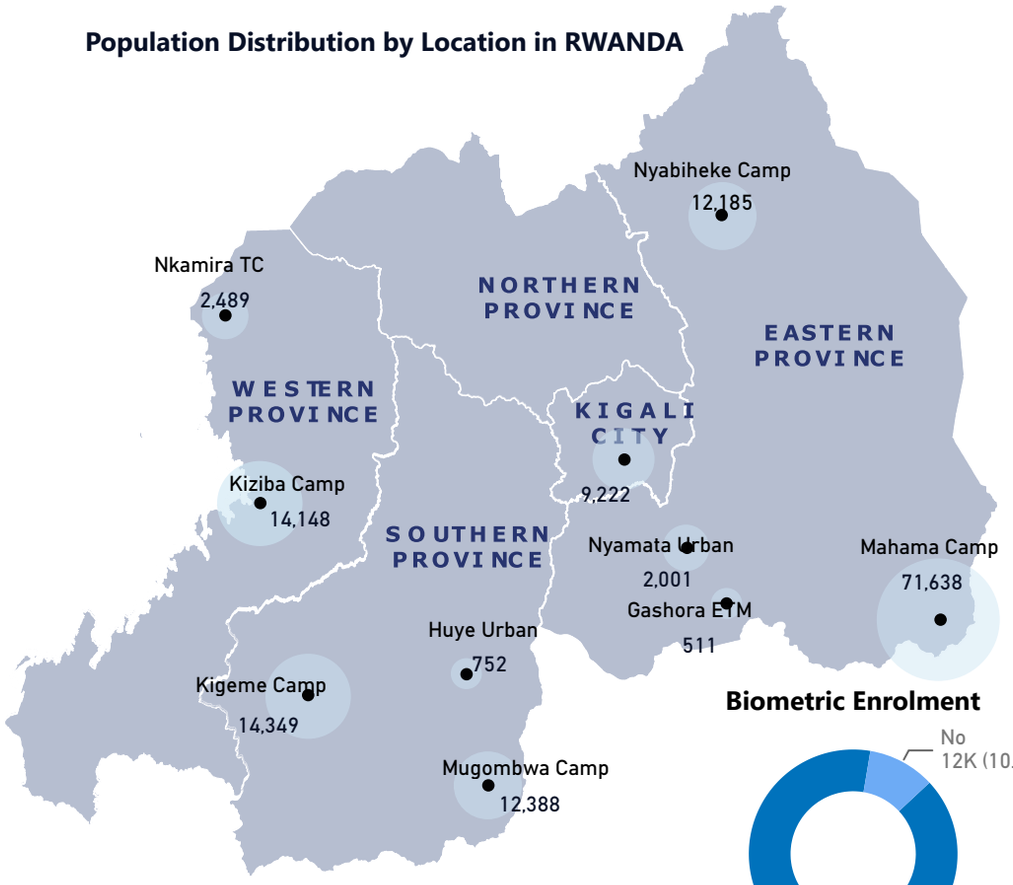

ETM Population by Countries of Origin

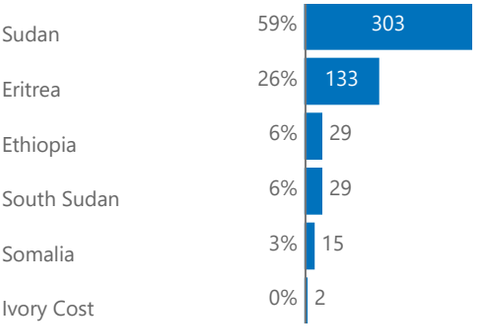

Location	Registration Groups
Bugesera Reception Center	248
Huye Urban	350
Kigali Urban	4,838
Kigeme Camp	2,561
Kiziba Camp	2,952
Mahama Camp	18,487
Mugombwa Camp	2,340
Nkamira	1,359
Nyabiheke Camp	2,487
Nyamata Urban	1,119
Total	**36,741**

Biometric Enrolment

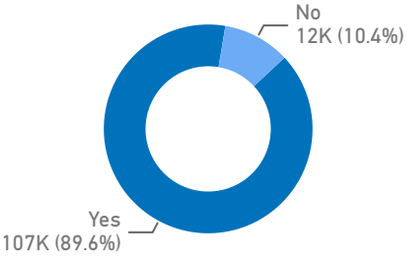

Vulnerability Groups | Access to Food and Cash Assistance

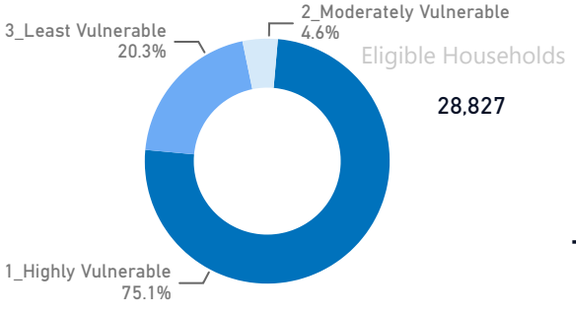

Documentation | Birth Certificate

Top Levels of Education

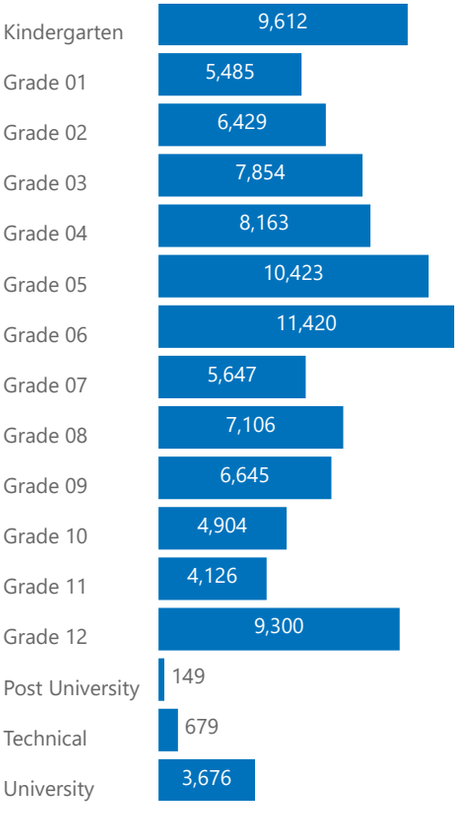

Top Occupations

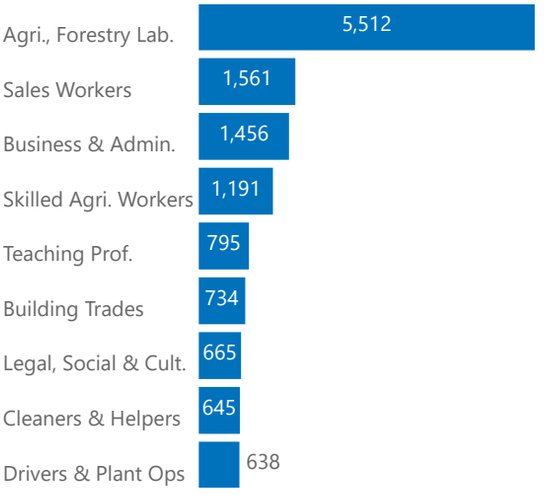

Monthly Trend of New Arrivals | Aug 2025 - Jul 2026 | Nkamira TC

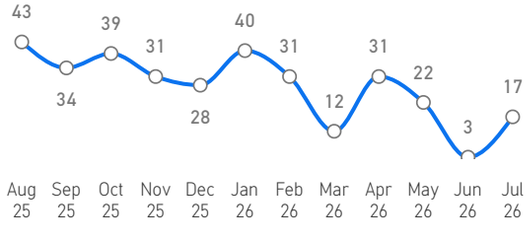

Source: UNHCR Rwanda Registration Team / ProGres

Created date: 31 July 2026