UGANDA- POPULATION DASHBOARD

ANNEX III - SETTLEMENT PROFILES 31-Aug-2026

Adjumani

Total Population	Total Refugees
237,912	236,806
Total Households	Total Asylum-Seekers
30,336	1,106

Women and Children 192,094 — 81%

Female 126,879 — 53%

Elderly (60+) 7,870 — 3%

Youth (15-24) 69,689 — 29%

Main Hosting Locations

L3	HHs	Individuals
Nyumanzi	5,154	50,811
Pagrinya	6,127	39,406
Ayilo I	2,980	29,165
Maaji II	2,610	19,337
Ayilo II	2,033	16,046
Maaji III	2,310	15,523
Mirieyi	1,087	9,878
Boroli I	1,323	9,823
Alere	887	8,054
Agojo	1,513	7,652
Baratuku	803	6,597
Mungula I	685	5,996
Olua I	613	5,443
Boroli II	673	4,707
Olua II	429	3,910
Mungula II	297	1,810
Oliji	236	1,598
Elema	184	983
Maaji I	84	629

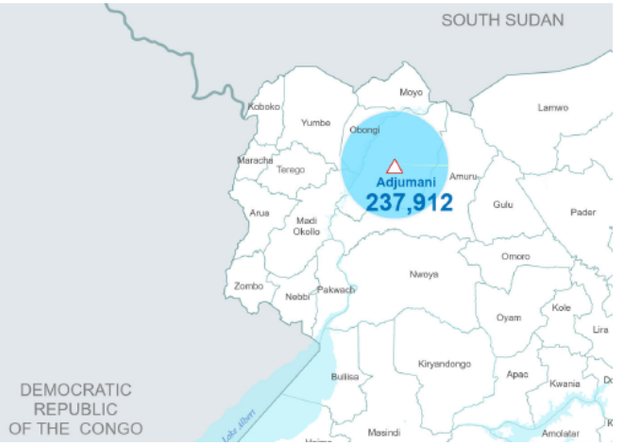

Main Countries of Origin

	Total
South Sudan	237,053
Sudan	801

Main Occupations

16.2% Have occupation

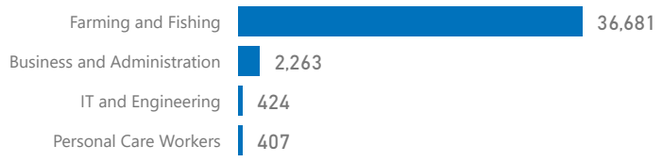

* Age is between 18 - 59 years for Occupation

Age & Gender Breakdown

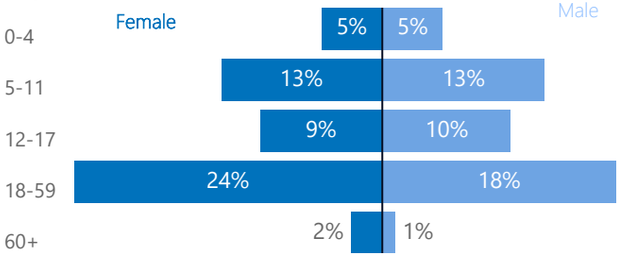

Main Specific Needs

21,527 14,106

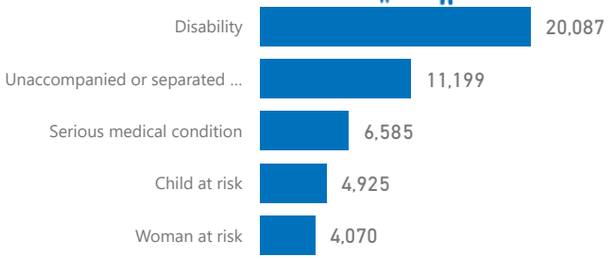

New Registration by Month

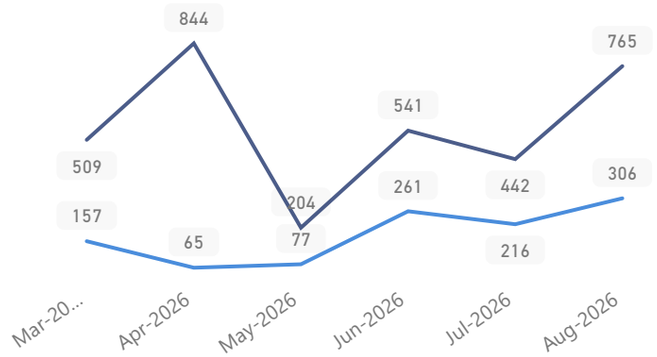

UGANDA- POPULATION DASHBOARD

ANNEX III - SETTLEMENT PROFILES 31-Aug-2026

Bidibidi

Total Population	Total Refugees
210,568	210,566
Total Households	Total Asylum-Seekers
36,894	2

Women and Children 167,756 — 80%

Female 110,327 — 52%

Elderly (60+) 6,179 — 3%

Youth (15-24) 63,974 — 30%

Main Hosting Locations

L3	HHs	Individuals
Zone 3	9,358	50,294
Zone 2	7,601	47,269
Zone 5	8,034	42,762
Zone 1	6,534	40,702
Zone 4	5,365	29,524

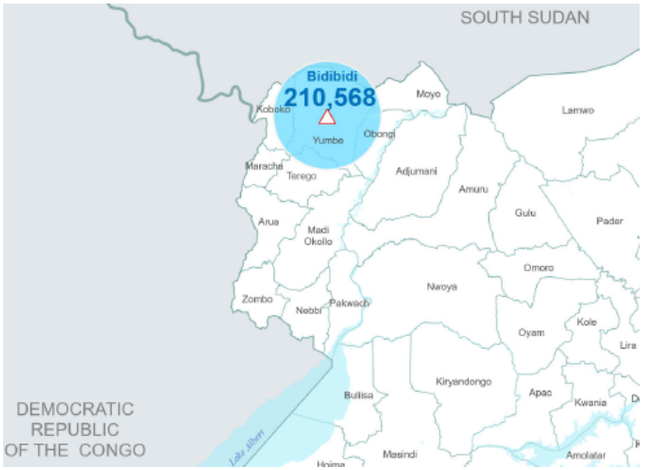

Main Countries of Origin	Total
South Sudan	210,400
Sudan	112
Democratic Republic of the Congo	50

Age & Gender Breakdown

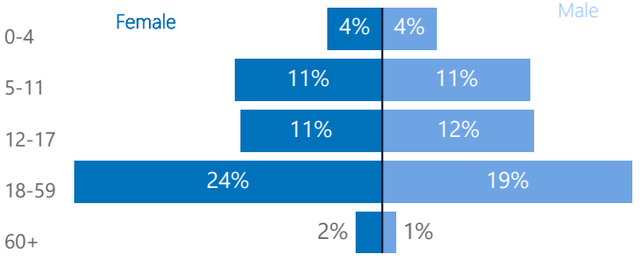

New Registration by Month

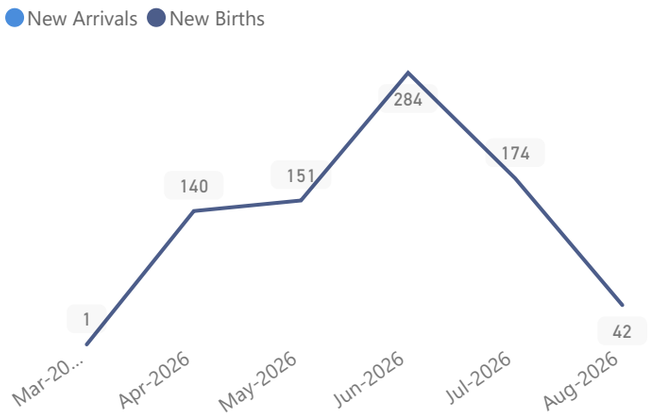

Main Occupations

13.2% Have occupation



* Age is between 18 - 59 years for Occupation

Main Specific Needs

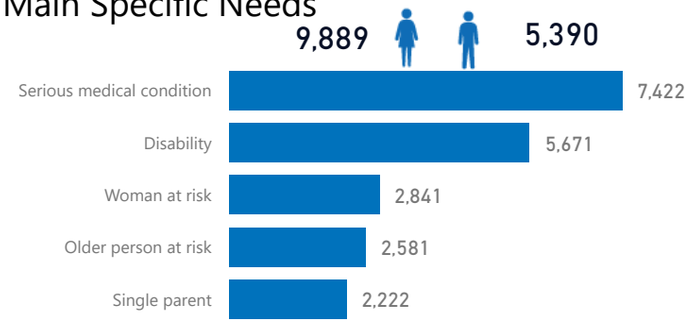

UGANDA- POPULATION DASHBOARD

ANNEX III - SETTLEMENT PROFILES 31-Aug-2026

Imvepi

Total Population	Total Refugees
84,076	78,058
Total Households	Total Asylum-Seekers
19,880	6,018

Women and Children 68,123 — 81%

Female 44,821 — 53%

Elderly (60+) 2,491 — 3%

Youth (15-24) 21,391 — 25%

Main Hosting Locations

L3	HHs	Individuals
Zone 1	9,902	39,979
Zone 2	5,164	26,351
Zone 3	3,988	15,327
Zone 4	826	2,418

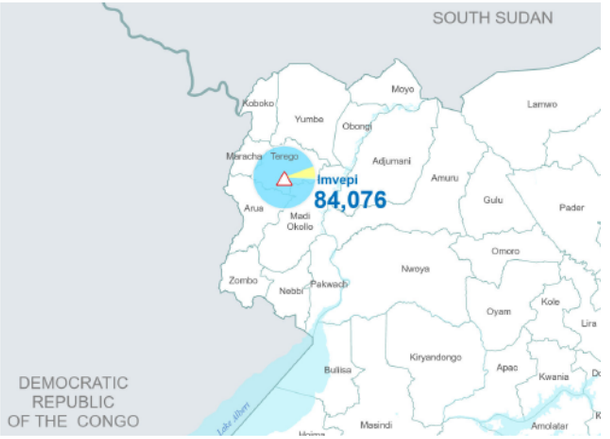

Main Countries of Origin

Main Countries of Origin	Total
South Sudan	78,307
Democratic Republic of the Congo	4,855
Sudan	911

Age & Gender Breakdown

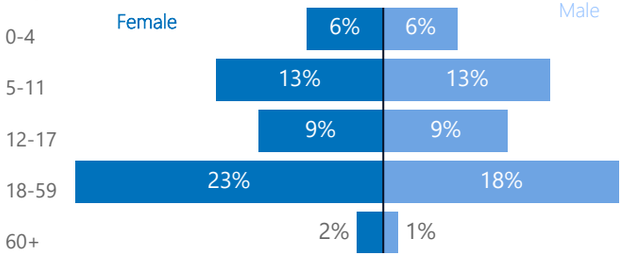

New Registration by Month

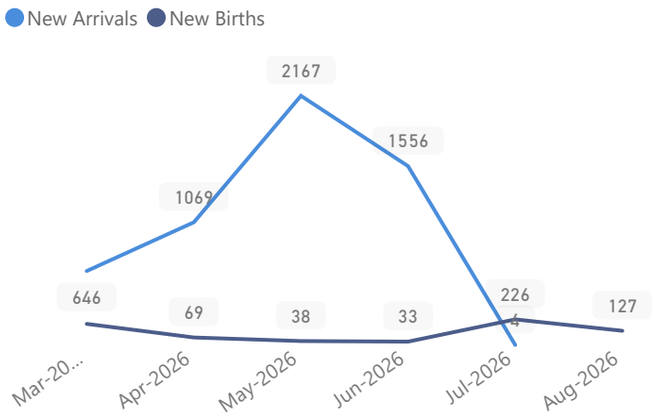

Main Occupations

17.7% Have occupation



* Age is between 18 - 59 years for Occupation

Main Specific Needs

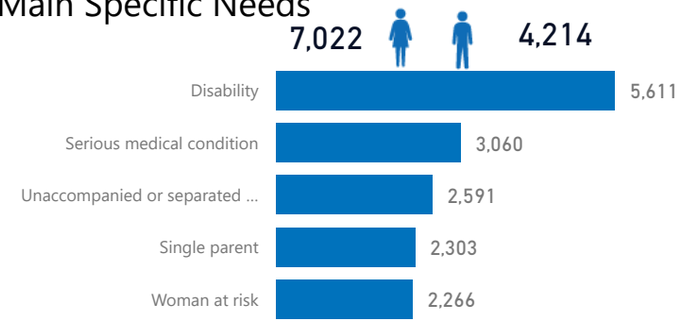

UGANDA- POPULATION DASHBOARD

ANNEX III - SETTLEMENT PROFILES 31-Aug-2026

Kampala

Total Population	Total Refugees
176,229	134,372
Total Households	Total Asylum-Seekers
109,409	41,857

Women and Children 103,215 — 59%

Female 79,700 — 45%

Elderly (60+) 2,875 — 2%

Youth (15-24) 38,932 — 22%

Main Hosting Locations

L3	HHs	Individuals
Makindye Division	58,836	92,560
Kampala Central	29,181	40,901
Rubaga Division	16,705	31,649
Kawempe Division	2,796	5,467
Nakawa	1,163	3,233

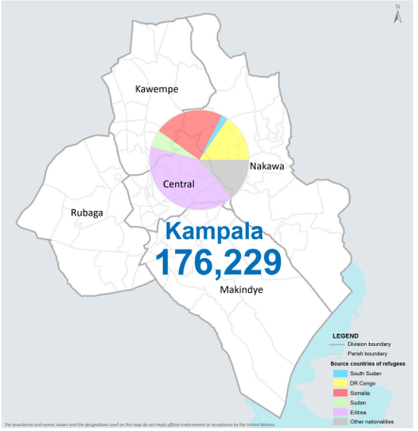

Main Countries of Origin

Main Countries of Origin	Total
Eritrea	71,221
Somalia	39,658
Democratic Republic of the Congo	27,129
Ethiopia	14,832
Sudan	9,998

Age & Gender Breakdown

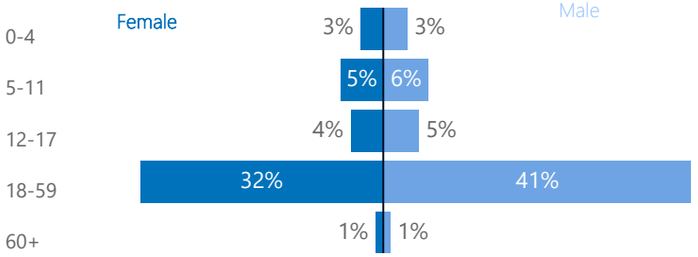

New Registration by Month

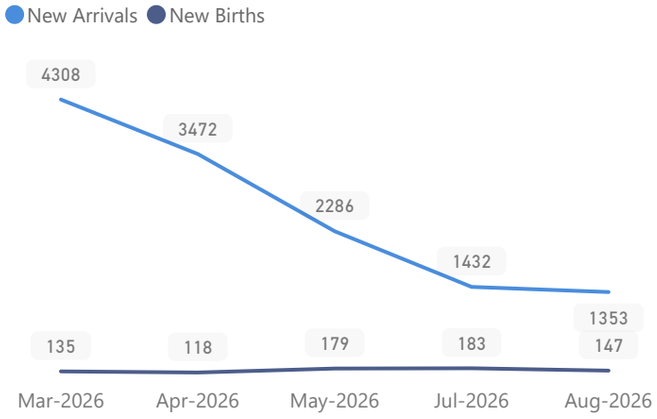

Main Occupations

4.0% Have occupation

* Age is between 18 - 59 years for Occupation

Main Specific Needs

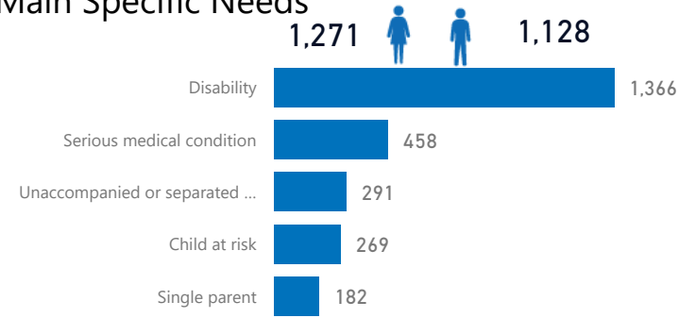

UGANDA- POPULATION DASHBOARD

ANNEX III - SETTLEMENT PROFILES 31-Aug-2026

Kiryandongo

Total Population	Total Refugees
169,328	165,460
Total Households	Total Asylum-Seekers
48,902	3,868

Women and Children 125,222 — 74%

Female 85,658 — 51%

Elderly (60+) 5,761 — 3%

Youth (15-24) 48,667 — 29%

Main Hosting Locations

L3	HHs	Individuals
Ranch 1	36,000	109,162
Ranch 37	12,875	59,994

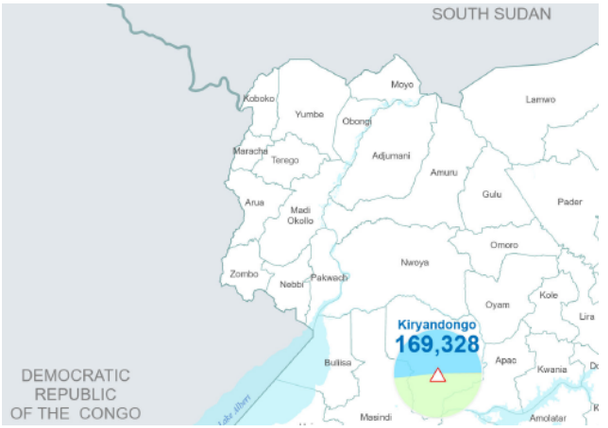

Main Countries of Origin

Main Countries of Origin	Total
South Sudan	87,017
Sudan	81,617
Democratic Republic of the Congo	403
Kenya	196

Age & Gender Breakdown

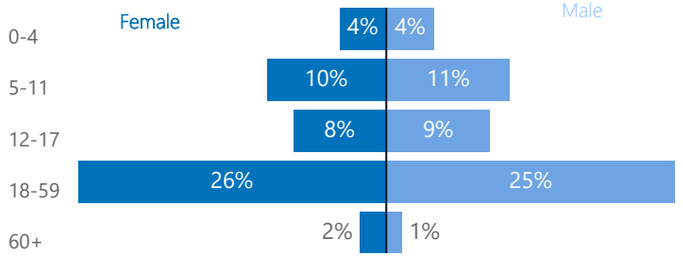

New Registration by Month

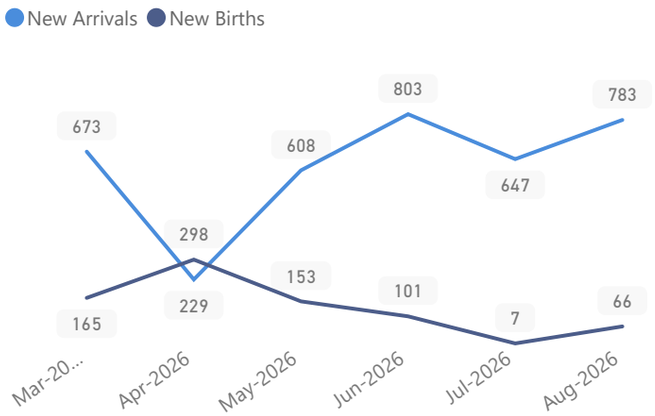

Main Occupations

8.3% Have occupation

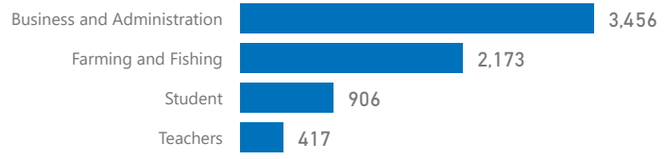

* Age is between 18 - 59 years for Occupation

Main Specific Needs

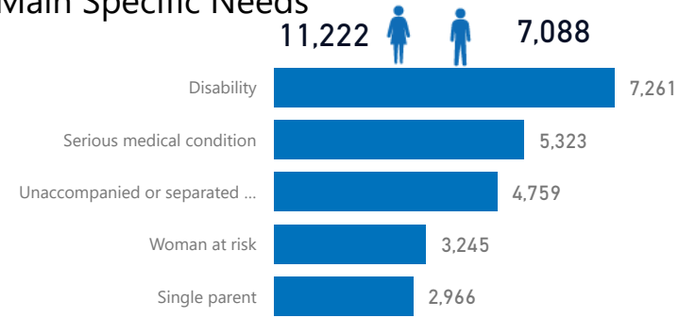

UGANDA- POPULATION DASHBOARD

ANNEX III - SETTLEMENT PROFILES 31-Aug-2026

Kyaka II

Total Population	Total Refugees
139,578	135,943
Total Households	Total Asylum-Seekers
35,845	3,635

Women and Children 109,413 — 78%

Female 71,023 — 51%

Elderly (60+) 4,087 — 3%

Youth (15-24) 29,789 — 21%

Main Hosting Locations

L3	HHs	Individuals
Bwiriza	6,515	24,022
Sweswe	6,475	23,850
Byabakora	5,651	23,062
Mukondo	4,869	19,929
Itambabiniga	4,729	18,143

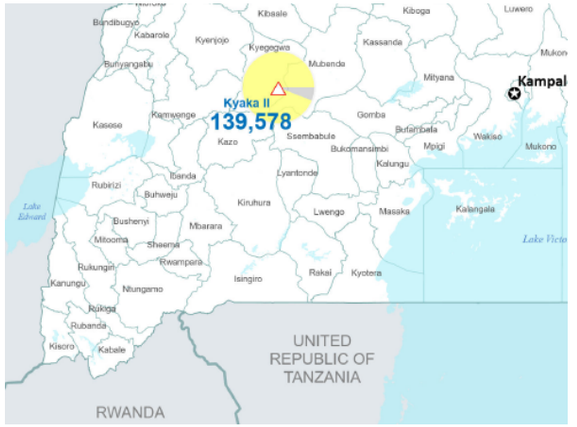

Main Countries of Origin

Main Countries of Origin	Total
Democratic Republic of the Congo	131,306
Rwanda	4,451
Burundi	3,699
South Sudan	55

Age & Gender Breakdown

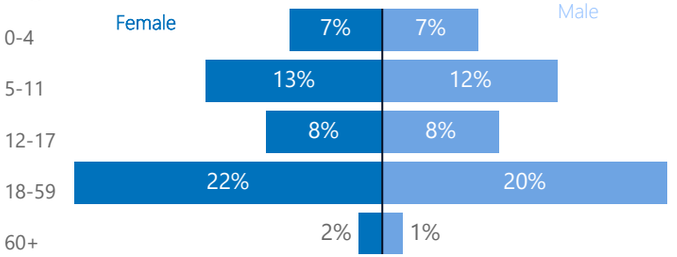

New Registration by Month

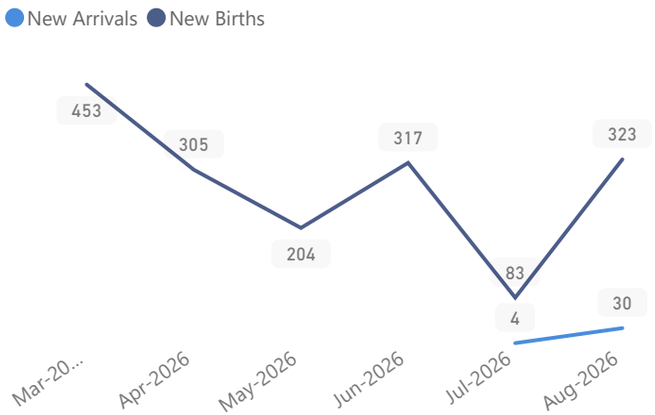

Main Occupations

17.8% Have occupation



* Age is between 18 - 59 years for Occupation

Main Specific Needs

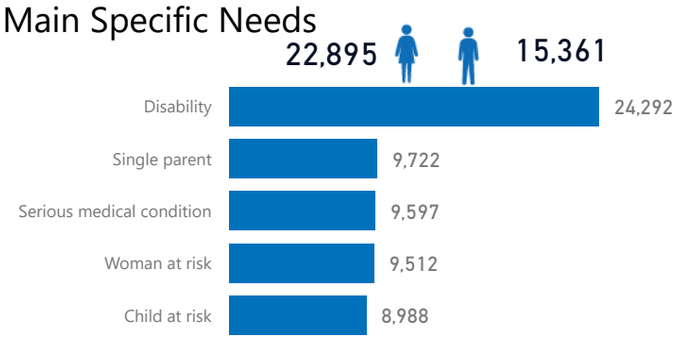

UGANDA- POPULATION DASHBOARD

ANNEX III - SETTLEMENT PROFILES 31-Aug-2026

Lobule

Total Population	Total Refugees
6,572	6,572
Total Households	Total Asylum-Seekers
984	0

Women and Children 5,255 — 80%

Female 3,440 — 52%

Elderly (60+) 225 — 3%

Youth (15-24) 2,056 — 31%

Main Hosting Locations

L3	HHs	Individuals
Zone B	507	3,438
Zone A	477	3,134

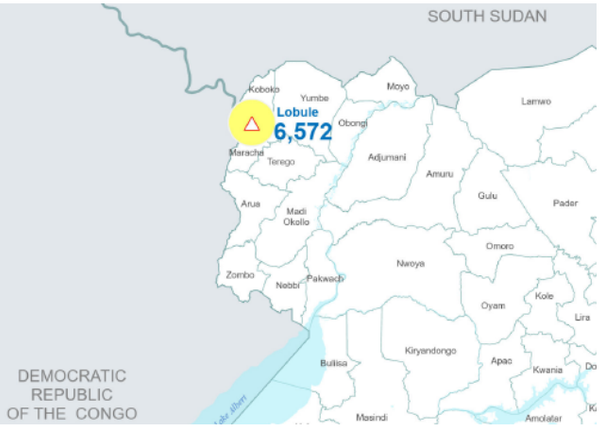

Main Countries of Origin	Total
Democratic Republic of the Congo	6,524
South Sudan	48

Age & Gender Breakdown

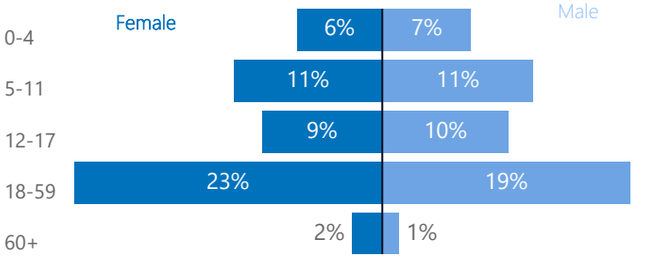

New Registration by Month

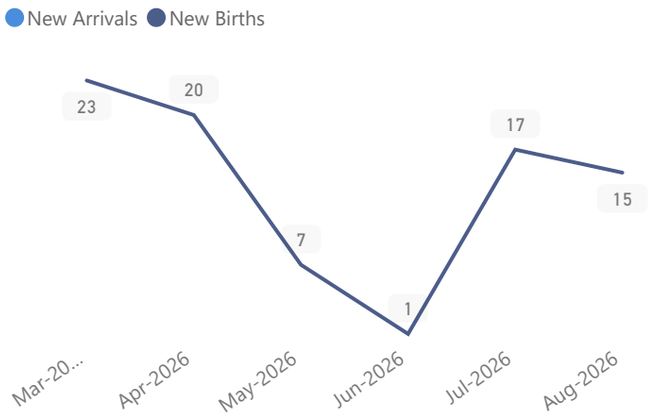

Main Occupations

27.7% Have occupation

* Age is between 18 - 59 years for Occupation

Main Specific Needs

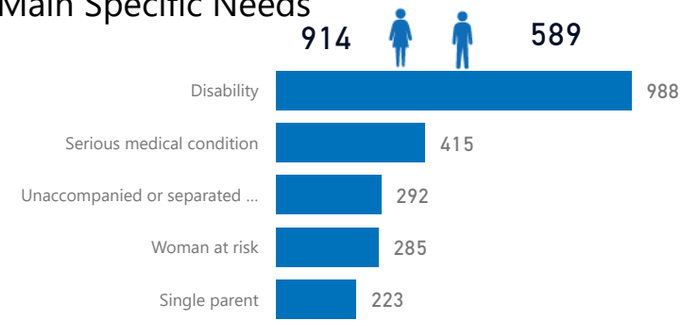

UGANDA- POPULATION DASHBOARD

ANNEX III - SETTLEMENT PROFILES 31-Aug-2026

Kyangwali

Total Population	Total Refugees
159,068	158,056
Total Households	Total Asylum-Seekers
46,800	1,012

Women and Children 128,034 — 80%

Female 84,302 — 53%

Elderly (60+) 5,671 — 4%

Youth (15-24) 31,551 — 20%

Main Hosting Locations

L3	HHs	Individuals
Kyebitaka	2,882	12,160
Bukinda	5,449	12,005
Kagoma	2,643	8,755
Mombasa	2,028	8,136
Mukunyu A	2,783	7,951
Karuhinda	2,259	7,737
Waibuga	2,208	7,700
Kentomi	2,406	7,687
Malumba	1,929	6,635
Nyampindu	2,014	6,384

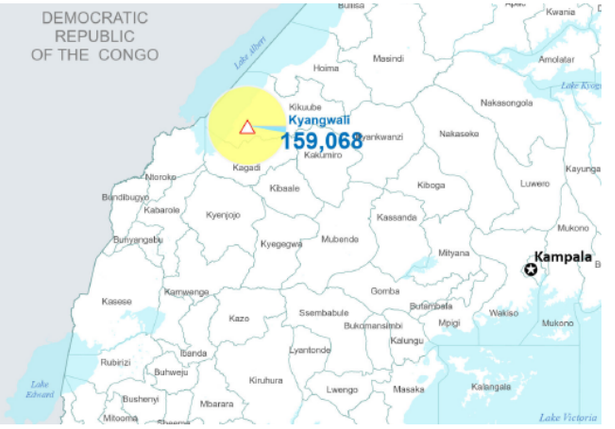

Main Countries of Origin

Main Countries of Origin	Total
Democratic Republic of the Congo	154,474
South Sudan	3,804
Rwanda	636
Burundi	132

Age & Gender Breakdown

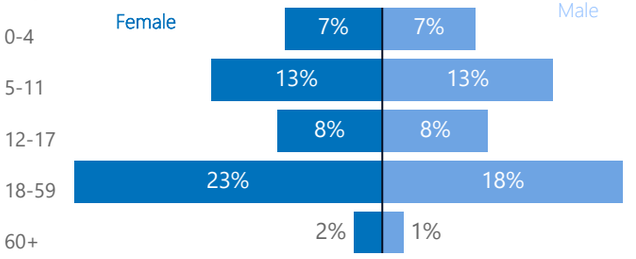

New Registration by Month

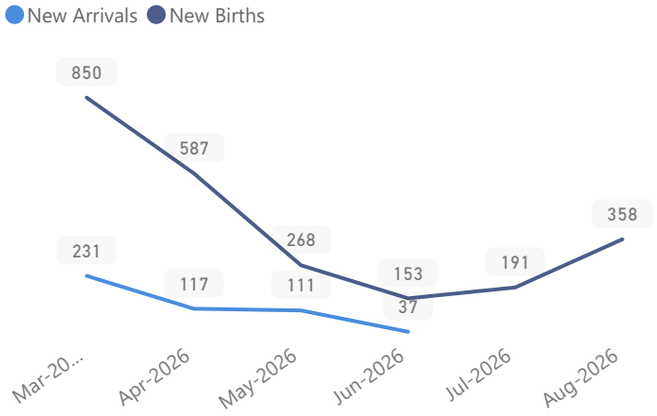

Main Occupations

35.8% Have occupation



* Age is between 18 - 59 years for Occupation

Main Specific Needs

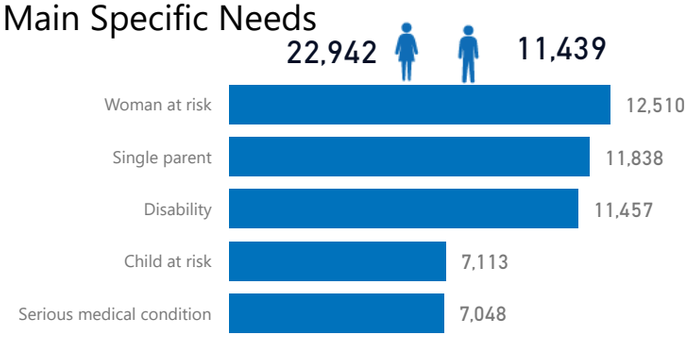

UGANDA- POPULATION DASHBOARD

ANNEX III - SETTLEMENT PROFILES 31-Aug-2026

Nakivale

Total Population	Total Refugees
287,414	276,456
Total Households	Total Asylum-Seekers
109,287	10,958

Women and Children 211,704 — 74%

Female 144,257 — 50%

Elderly (60+) 8,056 — 3%

Youth (15-24) 69,437 — 24%

Main Hosting Locations

L3	HHs	Individuals
Rubondo	38,711	107,264
Juru	47,753	101,312
Base Camp	22,166	77,440

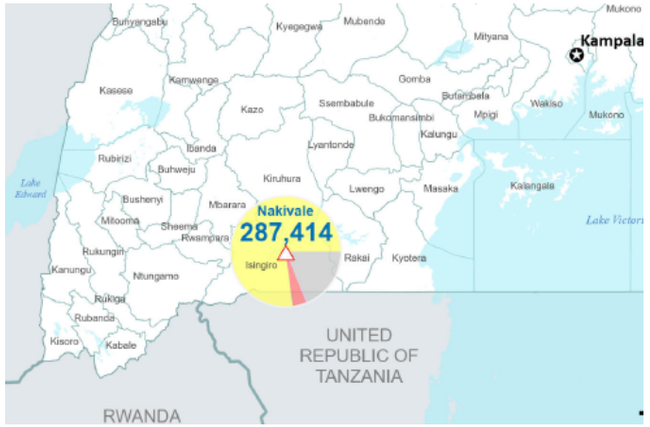

Main Countries of Origin

Main Countries of Origin	Total
Democratic Republic of the Congo	221,144
Burundi	35,910
Rwanda	16,079
Somalia	11,601

Age & Gender Breakdown

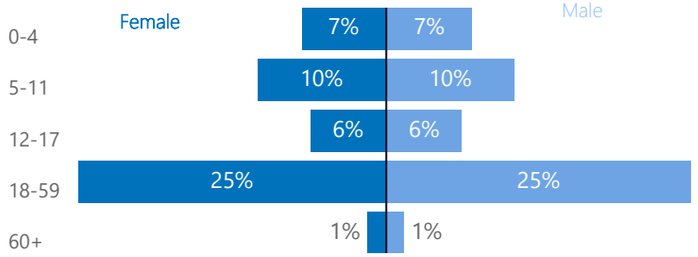

New Registration by Month

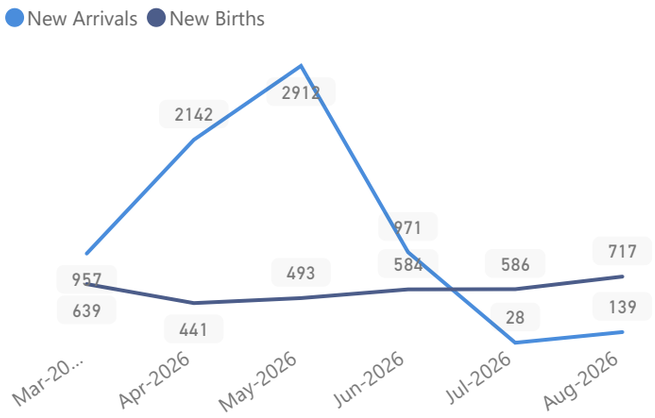

Main Occupations

13.4% Have occupation

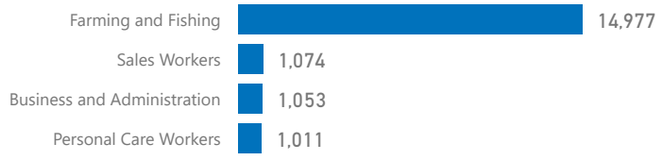

* Age is between 18 - 59 years for Occupation

Main Specific Needs

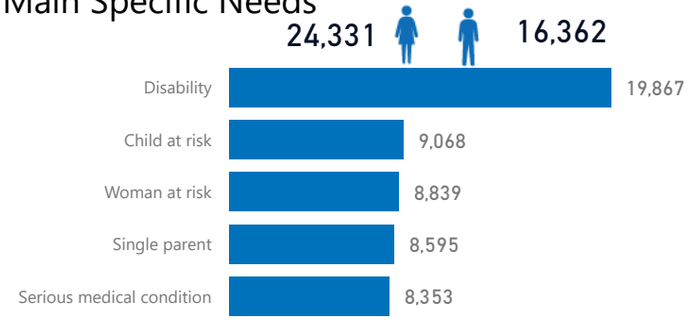

UGANDA- POPULATION DASHBOARD

ANNEX III - SETTLEMENT PROFILES 31-Aug-2026

Oruchinga

Total Population	Total Refugees
8,286	8,286
Total Households	**Total Asylum-Seekers**
1,720	0

Women and Children 6,401 — 77%

Female 4,249 — 51%

Elderly (60+) 311 — 4%

Youth (15-24) 1,957 — 24%

Main Hosting Locations

L3	HHs	Individuals
Kifunjo	540	2,420
Michinga	428	2,134
Busheka	426	2,054

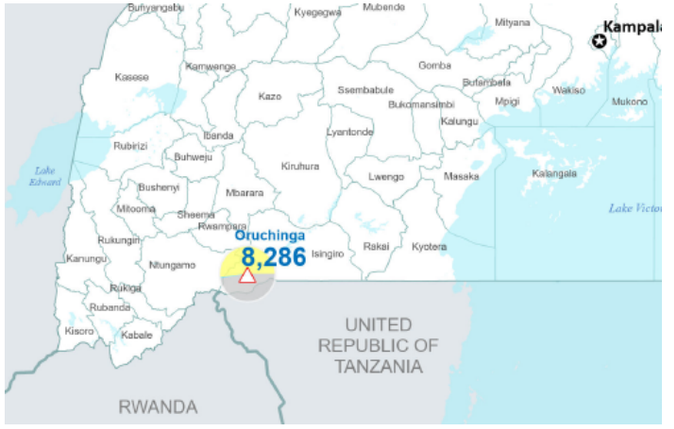

Main Countries of Origin

Main Countries of Origin	Total
Democratic Republic of the Congo	4,299
Rwanda	2,202
Burundi	1,717
South Sudan	67

Age & Gender Breakdown

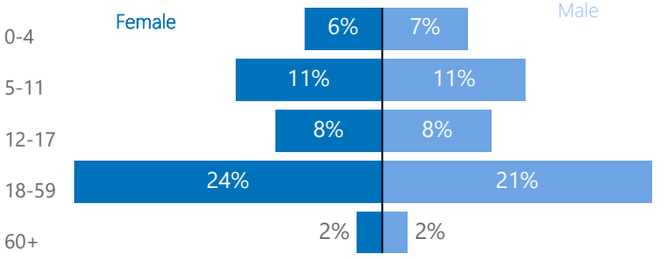

New Registration by Month

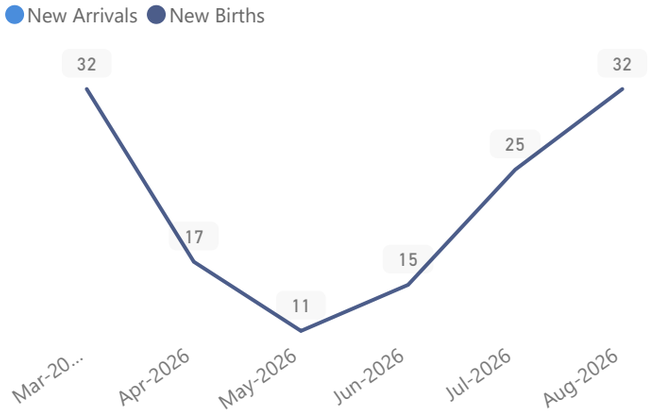

Main Occupations

29.9% Have occupation

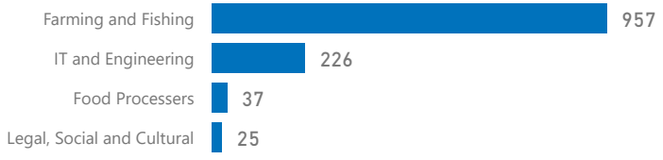

* Age is between 18 - 59 years for Occupation

Main Specific Needs

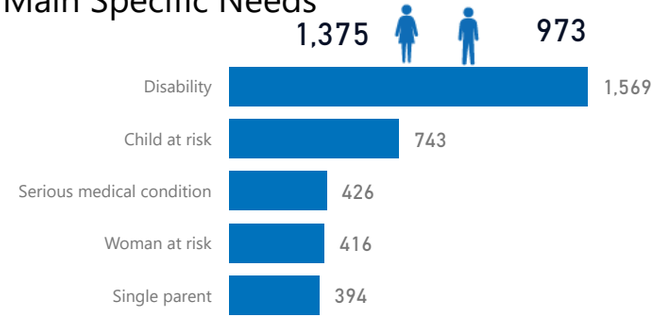

UGANDA- POPULATION DASHBOARD

ANNEX III - SETTLEMENT PROFILES 31-Aug-2026

Palabek

Total Population	Total Refugees
101,388	97,107
Total Households	Total Asylum-Seekers
21,893	4,281

Women and Children 82,749 — 82%

Female 51,268 — 51%

Elderly (60+) 1,854 — 2%

Youth (15-24) 28,921 — 29%

Main Hosting Locations

L3	HHs	Individuals
Zone 8	5,233	20,474
Zone 6	3,783	18,573
Zone 5B	2,923	13,766
Zone 7	2,249	11,612
Zone 4	1,976	9,019
Zone 5A	1,439	8,211
Zone 3	1,189	6,308
Zone 9	949	4,611
Zone 1	1,064	4,550
Zone 2	1,087	4,256

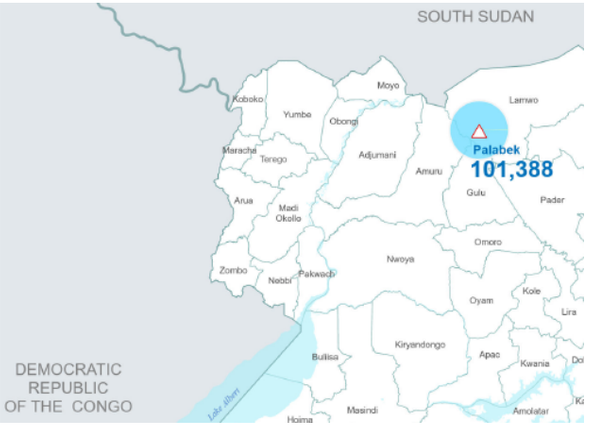

Main Countries of Origin

Main Countries of Origin	Total
South Sudan	101,090
Sudan	245
Democratic Republic of the Congo	53

Age & Gender Breakdown

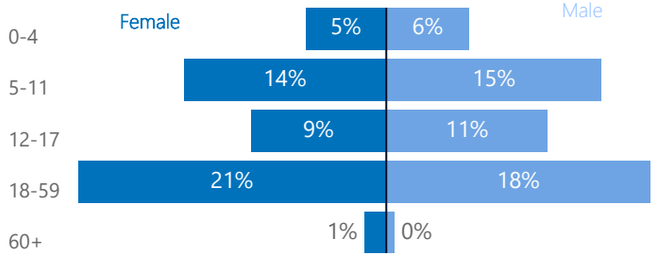

New Registration by Month

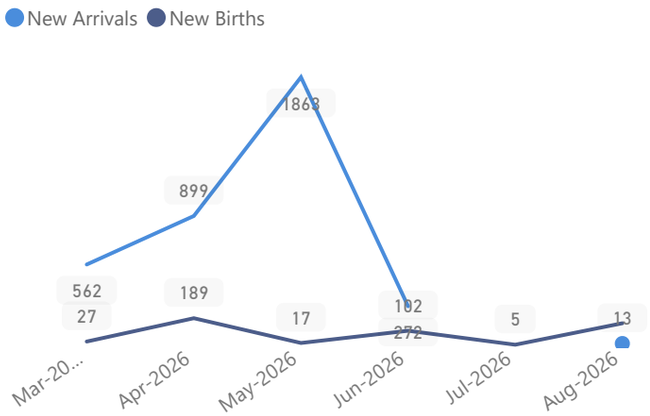

Main Occupations

12.7% Have occupation

* Age is between 18 - 59 years for Occupation

Main Specific Needs

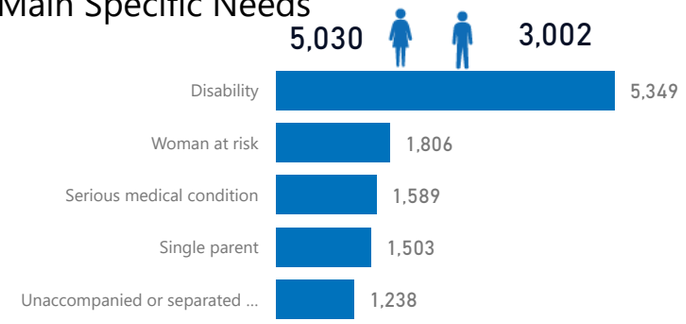

UGANDA- POPULATION DASHBOARD

ANNEX III - SETTLEMENT PROFILES 31-Aug-2026

Palorinya

Total Population	Total Refugees
144,958	144,001
Total Households	Total Asylum-Seekers
28,963	957

Women and Children 112,390 — 78%

Female 76,095 — 52%

Elderly (60+) 6,163 — 4%

Youth (15-24) 40,578 — 28%

Main Hosting Locations

L3	HHs	Individuals
Morobi	9,525	48,152
Dongo West	5,201	25,806
Chinyi	4,371	20,399
Dongo East	3,387	16,704
Basecamp Ibakwe	2,782	15,836
Belemaling	2,118	10,808
Budri	1,578	7,244

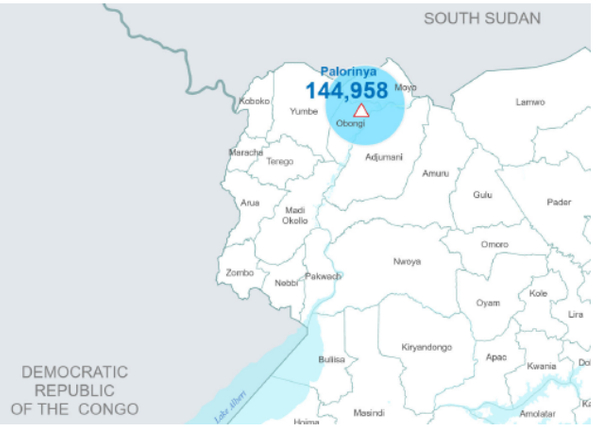

Main Countries of Origin

Main Countries of Origin	Total
South Sudan	144,859
Democratic Republic of the Congo	54
Sudan	44
Congo, Republic of the	1

Age & Gender Breakdown

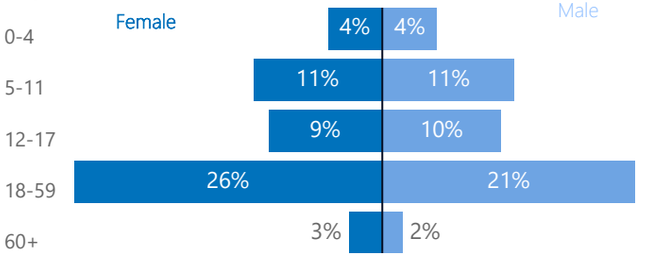

New Registration by Month

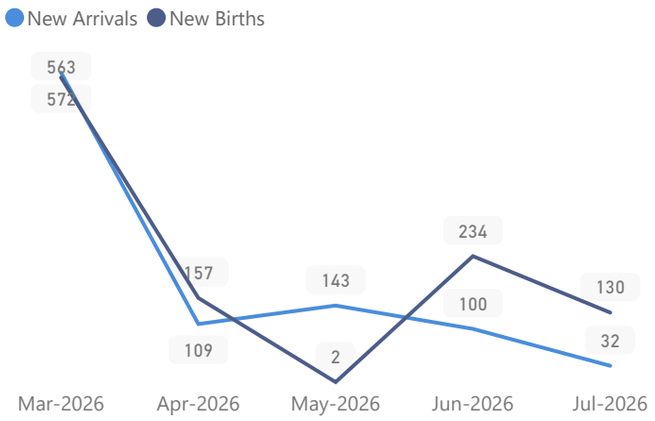

Main Occupations

11.5% Have occupation

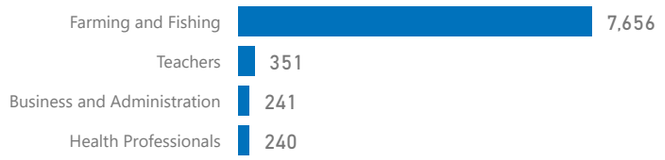

* Age is between 18 - 59 years for Occupation

Main Specific Needs

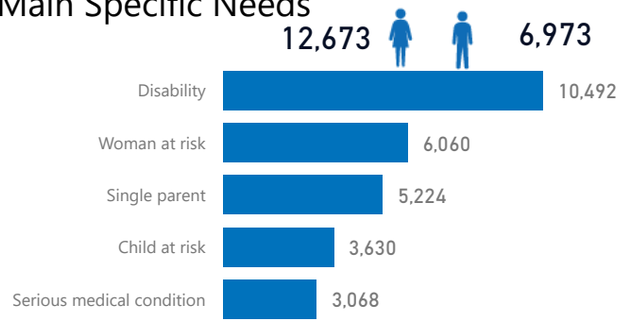

UGANDA- POPULATION DASHBOARD

ANNEX III - SETTLEMENT PROFILES 31-Aug-2026

Rhino

Total Population	Total Refugees
206,494	203,029
Total Households	Total Asylum-Seekers
41,425	3,465

Women and Children 164,085 — 79%

Female 104,886 — 51%

Elderly (60+) 4,232 — 2%

Youth (15-24) 60,478 — 29%

Main Hosting Locations

L3	HHs	Individuals
Zone 7	10,337	52,749
Zone 2	8,976	36,901
Zone 3	6,923	32,309
Zone 6	5,011	27,829
Zone 1	2,406	16,353
Zone 4	2,678	15,778
Zone 5	1,880	14,922
Zone 8	3,210	9,615

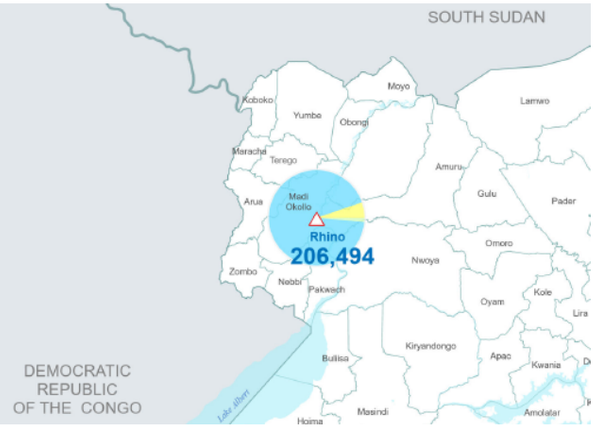

Main Countries of Origin

Main Countries of Origin	Total
South Sudan	192,713
Democratic Republic of the Congo	10,748
Sudan	2,916
Rhino	45

Age & Gender Breakdown

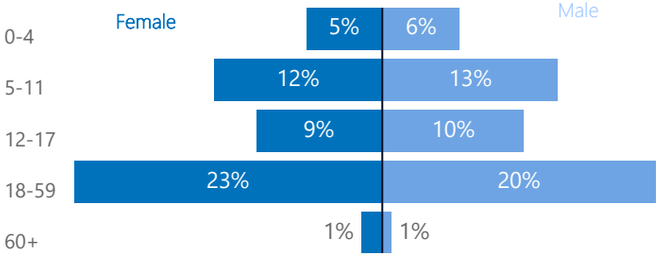

New Registration by Month

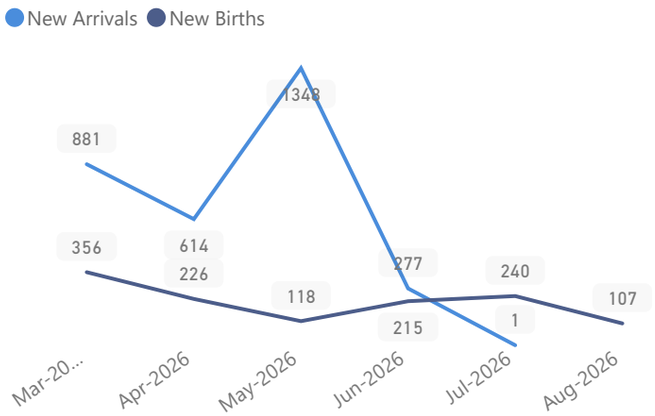

Main Occupations

6.0% Have occupation



* Age is between 18 - 59 years for Occupation

Main Specific Needs

18,226 — 12,509

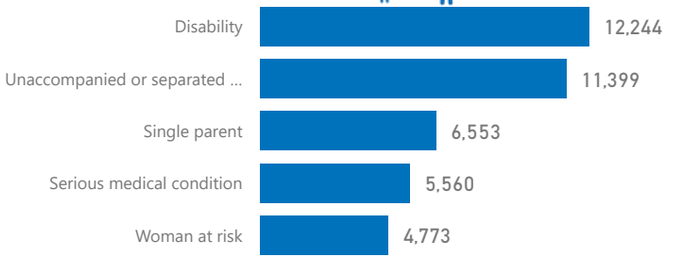

UGANDA- POPULATION DASHBOARD

ANNEX III - SETTLEMENT PROFILES 31-Aug-2026

Rwamwanja

Total Population	Total Refugees
109,781	107,487
Total Households	Total Asylum-Seekers
26,599	2,294

Women and Children 87,212 — 79%

Female 56,244 — 51%

Elderly (60+) 3,184 — 3%

Youth (15-24) 24,196 — 22%

Main Hosting Locations

L3	HHs	Individuals
Kyempango	11,017	40,542
Kaihora	3,322	14,315
Ntenungi	3,444	12,941
Mahani	2,407	11,558
Nkoma	1,820	9,301
Base Camp	1,992	9,055
Mahiga	964	4,681
Kikuura	823	3,225
Waijagahe	432	2,277
Buguta	356	1,828

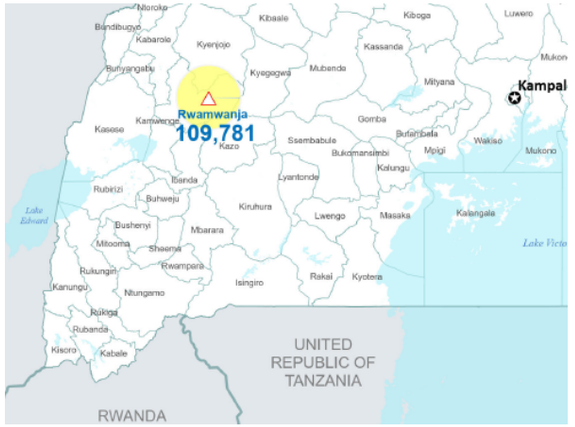

Main Countries of Origin

Main Countries of Origin	Total
Democratic Republic of the Congo	109,156
Rwanda	371
South Sudan	169
Burundi	72

Age & Gender Breakdown

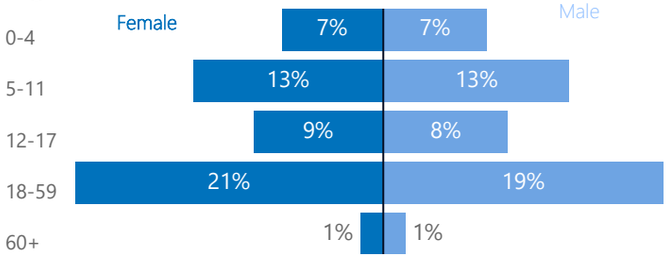

New Registration by Month

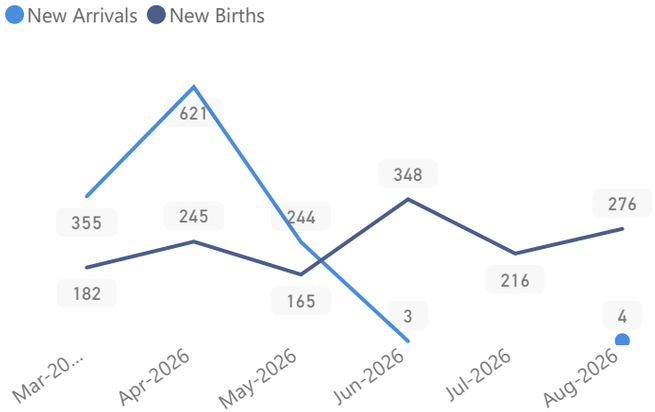

Main Occupations

39.7% Have occupation

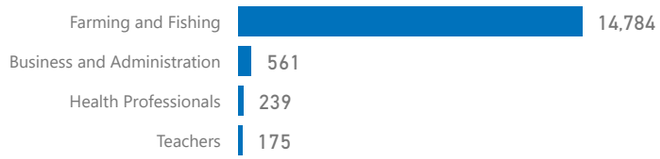

* Age is between 18 - 59 years for Occupation
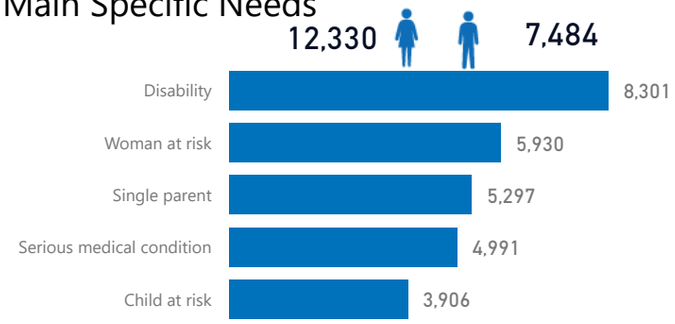
Main Specific Needs