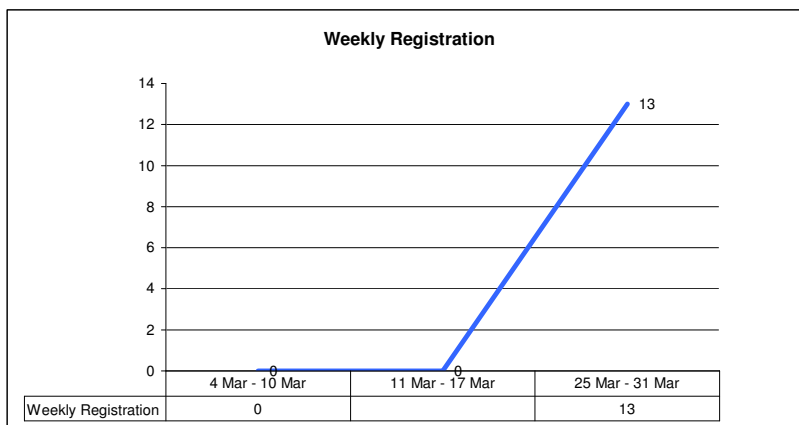


**WEEKLY UPDATE**



**Weekly registration: 25-Mar-13 to 31-Mar-13**

☐ **Total New Registrations:**

- Newly registered refugees: 13
- New births: 12
- Minors: 0
- Female: 3
- Unaccompanied & Separated Children: 0
- Women at Risk: 12

\* All individuals with specific needs have been referred to concerned partners.

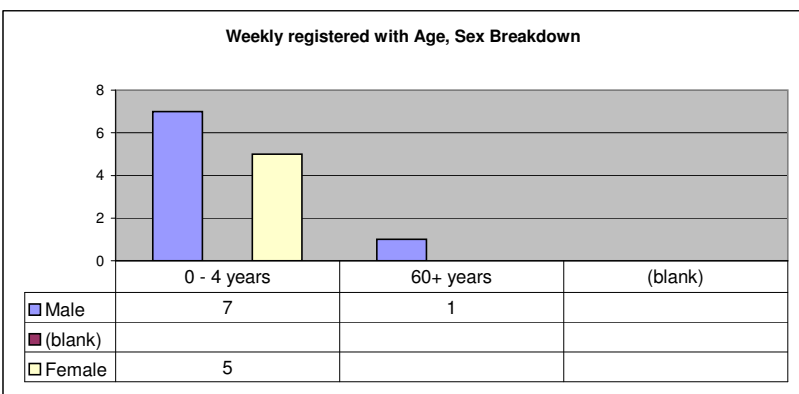
☐ **Inactivation/closure:**

- Deceased: 0
- Other: 0

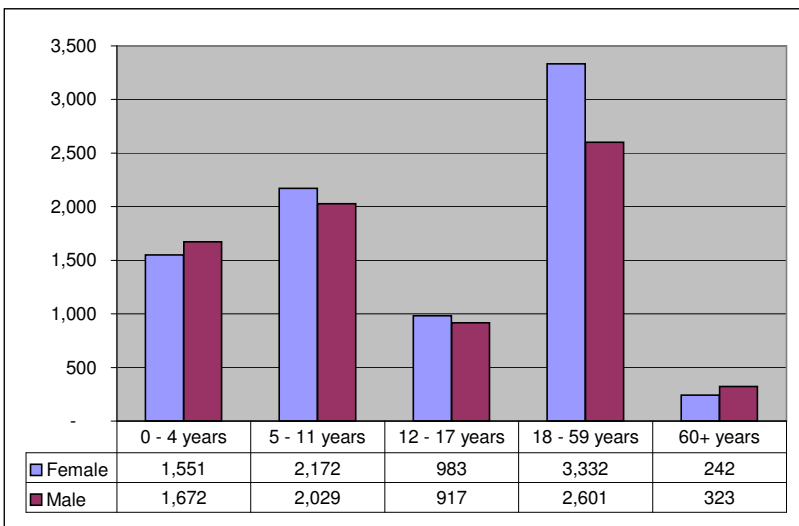
No Inactivation/Closure for the reporting period.

☐ **Inter camp transfers:**

- Individuals: 0
- HHs: 0



**GENDRASSA TOTAL POPULATION**



**Cumulative statistics and trends**

☐ **Total population registered to date:**

- 15,822 individuals,
- 3,653 households
- Female head of households: 40.3%

**Cumulative statistics as of 1st January 2013:**

☐ **Registration:**

- New registered refugees: 300
- New births: 216

☐ **Inactivation/closure:**

- Deceased: 0
- Other: 0

☐ **Inter camp transfers:**

- Individuals: 521
- HHs: 228

**BREAK DOWN FOR SECTORAL ACTIVITIES**

Education		
Age Group	Female	Male
03 - 05	1,169	1,127
06 - 13	2,082	2,010
14 - 17	645	565

Health		
Age Group	Female	Male
< 01	152	179
01 - 04	1,394	1,487
05 - 14	2,629	2,531
15 - 49	3,606	2,718
50 and Above	498	621

For Statistics, Maps, Reports and News please visit the UNHCR Information Sharing Portal about Refugees in South Sudan at: <http://data.unhcr.org/southsudan>

**Contact Details**

For specific data requests, kindly contact

☐ Juba Information Management Officer,  
**tornieri@unhcr.org**

☐ Maban Registration Officer,  
**binene@unhcr.org**

☐ Maban Database Administrator,  
**amos@unhcr.org**