


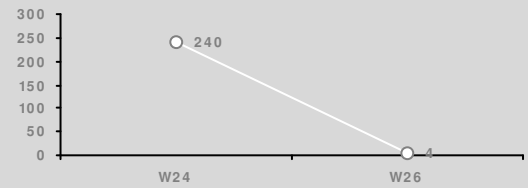
POPULATION STATISTICS AS OF 30-Jun-13 Juba Mobile Unit
Week 26 (24-Jun-13 to 30-Jun-13)



Weekly Registration
Cumulative sex and age breakdown



Weekly Registration Trends



Weekly registration
24-Jun-13 to 30-Jun-13

TOTAL NEW REGISTRATION: 4
 Newly Registration Active: 4
 Newly Registration Hold: 0
 Newly Registered HH 2

- New Birth: 0 (0%)
- Minor: 0 (0%)
- Female: 2 (50%)
- Unaccompanied and Separated Children: 0
- Women at risk: 0
- * All individuals with specific needs have been referred to concerned partners
- * An individual may have more than one specific needs

INACTIVE/CLOSURE AND REACTIVATION:

- Died: 0
- Other: 0
- Reactivation: 0
- Inactivation reasons are

INTER CAMP TRANSFER TO Nil

- Transfer HH: 2
- Transfer Individual: 2

Cumulative statistics and trends

TOTAL POPULATION REGISTERED TO DATE:
 - **5,366 individuals (Active: 5,366 & Hold: 0)**
 - **3,612 households**
 -Female headed households: 393(11%)

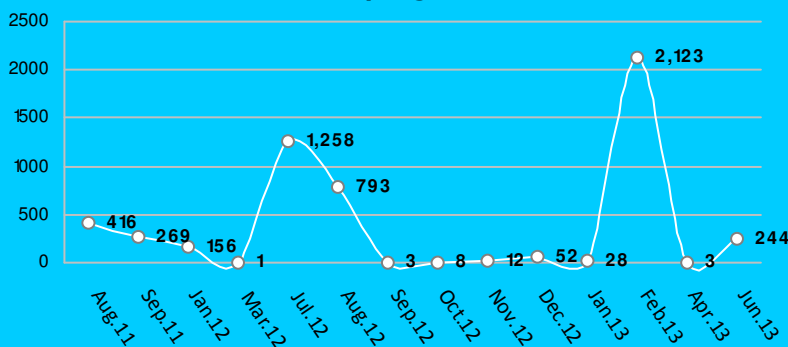
Cumulative statistics
 From 01-Jan-13 To 30-Jun-13
 New Registered Refugees: 2,359
 New Birth: 39

INTER CAMP TRANSFER TO Juba

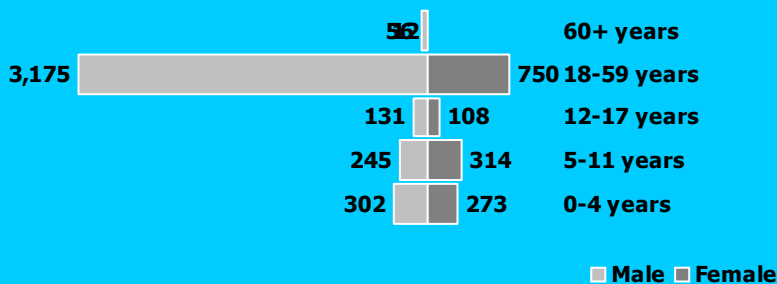
- Transfer HH: 3,398
- Transfer Individual: 5,057

CUMULATIVE STATISTICS

Monthly Registration



Cumulative sex and age breakdown



Sectoral sex and age breakdown

Education				Health			
Age Group	M	F	Total	Age Group	M	F	Total
3-5 years	173	178	351	0-5 months	15	8	23
6-13 years	247	298	545	6-23 months	78	71	149
14-17 years	75	64	139	24-36 months	93	77	170
				37-59 months	116	117	233
				<1 years	23	18	41
				1-4 years	279	255	534
				5-14 years	315	381	696
				15-49 years	3,031	785	3,816
				50+ years	261	18	279

Contact Details

For specific data request, kindly contact

Juba Information Management Officer
 tornieri@unhcr.org