


POPULATION STATISTICS AS OF 21-Jul-13 GENDRASSA

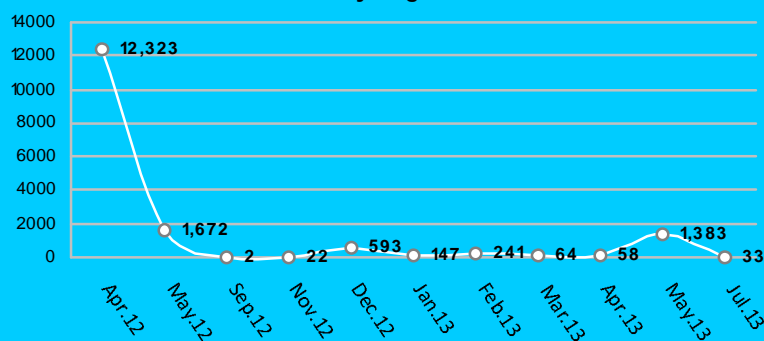
Week 29 (15-Jul-13 to 21-Jul-13)

Weekly Registration
Gender & age breakdown

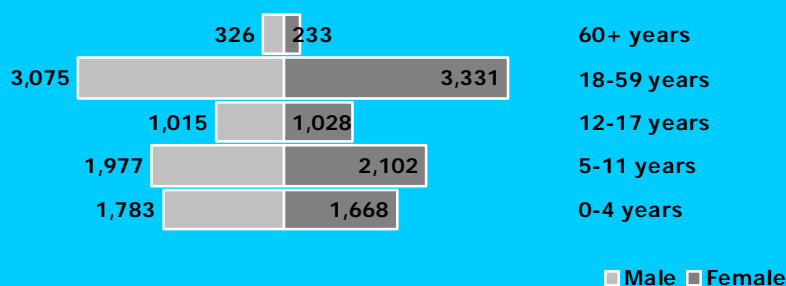


CUMULATIVE STATISTICS

Monthly Registration



Cumulative gender & age breakdown



Sectoral gender and age breakdown

Education				Health			
Age Group	M	F	Total	Age Group	M	F	Total
3-5 years	1,138	1,177	2,315	0-5 months	78	68	146
6-13 years	2,002	2,029	4,031	6-23 months	507	477	984
14-17 years	632	679	1,311	24-35 month	418	368	786
				36-59 month	780	755	1,535
				<1 years	204	190	394
				1-4 years	1,579	1,478	3,057
				5-14 years	2,526	2,573	5,099
				15-49 years	3,238	3,629	6,867
				50+ years	629	492	1,121



Weekly Registration Trends



Weekly registration
15-Jul-13 to 21-Jul-13

TOTAL NEW REGISTRATION: 33

Newly Registered HH: 0

- New Birth: 33 (100%)
- Minor: 33 (100%)
- Female: 18 (55%)
- Unaccompanied and Separated Children: 0
- Women at risk: 0
- * All individuals with specific needs have been referred to concerned partners
- * An individual may have more than one specific needs

INACTIVE/CLOSURE AND REACTIVATION:

- Died: 0
- Other: 0
- Reactivation: 0
- Inactivation reasons are

INTER CAMP TRANSFER TO NII

- Transfer HH: 0
- Transfer Individual: 0

Cumulative statistics and trends

TOTAL POPULATION REGISTERED TO DATE:

- 16,538 individuals
- 4,172 households
- Female headed households: 1,684(40%)

Cumulative statistics

From 01-Jan-13 To 21-Jul-13

New Registered Refugees: 1,548

New Birth: 378

INTER CAMP TRANSFER TO KAYA,BATIL,DORO MOBILESERVER

- Transfer HH: 13
- Transfer Individual: 18

Contact Details

For specific data request, kindly contact

Juba Information Management Officer
tornieri@unhcr.org

Upper Nile Registration Officer
binene@unhcr.org

Upper Nile Database Administrator
amos@unhcr.org