

POPULATION STATISTICS AS OF 28-Jul-13 GENDRASSA
Week 30 (22-Jul-13 to 28-Jul-13)



Weekly Registration
Cumulative sex and age breakdown

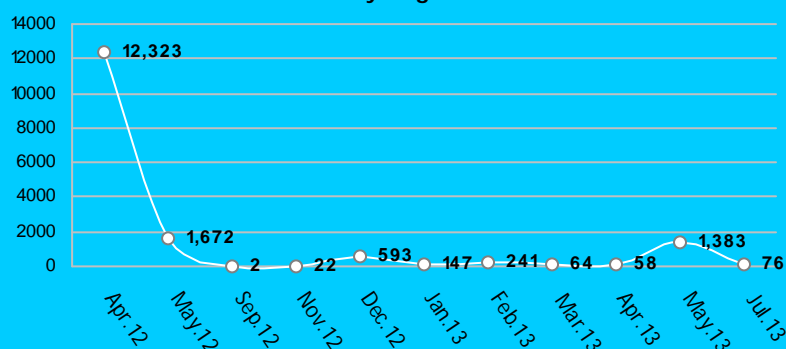


0-4 years


Male Female

CUMULATIVE STATISTICS

Monthly Registration



Cumulative sex and age breakdown

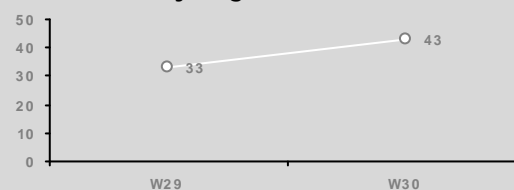


Male Female

Sectoral sex and age breakdown

Education				Health			
Age Group	M	F	Total	Age Group	M	F	Total
3-5 years	1,138	1,177	2,315	0-5 months	123	108	231
6-13 years	2,002	2,029	4,031	6-23 months	484	458	942
14-17 years	631	679	1,310	24-36 months	418	368	786
				37-59 months	780	755	1,535
				<1 years	224	210	434
				1-4 years	1,581	1,479	3,060
				5-14 years	2,526	2,573	5,099
				15-49 years	3,238	3,629	6,867
				50+ years	629	492	1,121

Weekly Registration Trends



Weekly registration
 22-Jul-13 to 28-Jul-13

TOTAL NEW REGISTRATION: 43
 Newly Registration Active: 43
 Newly Registration Hold: 0
 Newly Registered HH 0

- New Birth: 42 (98%)
- Minor: 43 (100%)
- Female: 21 (49%)
- Unaccompanied and Separated Children: 0
- Women at risk: 0
- * All individuals with specific needs have been referred to concerned partners
- * An individual may have more than one specific needs

INACTIVE/CLOSURE AND REACTIVATION:

- Died: 0
- Other: 0
- Reactivation: 0
- Inactivation reasons are

INTER CAMP TRANSFER TO NIL

- Transfer HH: 0
- Transfer Individual: 0

Cumulative statistics and trends

TOTAL POPULATION REGISTERED TO DATE:
- 16,581 individuals(Active: 16,581 & Hold: 0)
- 4,172 households
 -Female headed households: 1,684(40%)

Cumulative statistics
 From 01-Jan-13 To 28-Jul-13
 New Registered Refugees: 1,549
 New Birth: 420

INTER CAMP TRANSFER TO KAYA,BATIL,DORO MOBILESERVER

- Transfer HH: 13
- Transfer Individual: 18

Contact Details

For specific data request, kindly contact

Juba Information Management Officer
 tornieri@unhcr.org

Upper Nile Registration Officer
 binene@unhcr.org

Upper Nile Database Administrator
 amos@unhcr.org