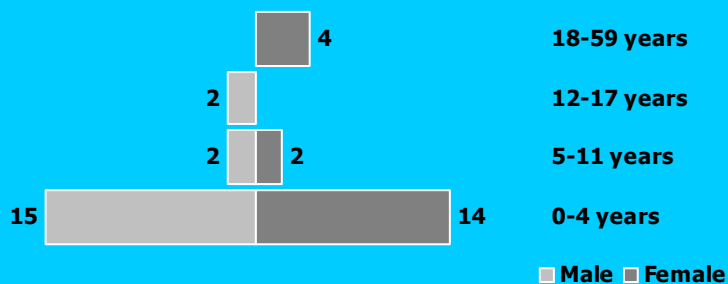


POPULATION STATISTICS AS OF 28-Jul-13 KAYA

Week 30 (22-Jul-13 to 28-Jul-13)

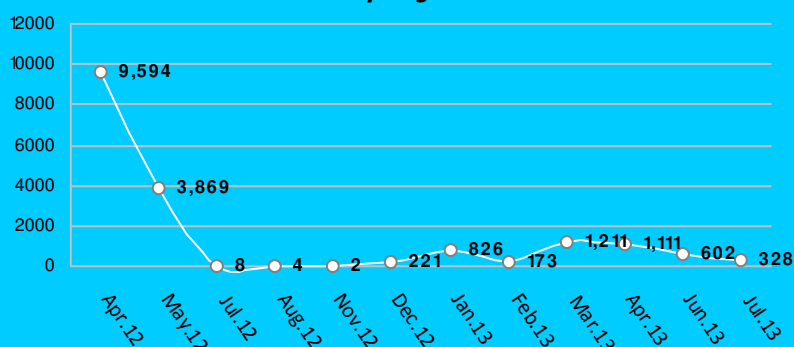


Weekly Registration
Gender & age breakdown




CUMULATIVE STATISTICS

Monthly Registration



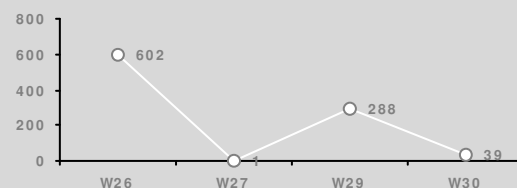
Cumulative gender & age breakdown



Sectoral gender and age breakdown

Education				Health			
Age Group	M	F	Total	Age Group	M	F	Total
3-5 years	1,259	1,222	2,481	0-5 months	149	135	284
6-13 years	2,194	2,196	4,390	6-23 months	603	585	1,188
14-17 years	590	747	1,337	24-35 months	438	431	869
				36-59 months	835	810	1,645
				<1 years	297	283	580
				1-4 years	1,728	1,678	3,406
				5-14 years	2,781	2,785	5,566
				15-49 years	2,994	3,983	6,977
				50+ years	774	646	1,420

Weekly Registration Trends



Weekly registration
22-Jul-13 to 28-Jul-13

TOTAL NEW REGISTRATION: 39
Newly Registered HH: 4

- New Birth: 26 (67%)
- Minor: 35 (90%)
- Female: 20 (51%)
- Unaccompanied and Separated Children: 0
- Women at risk: 1
- * All individuals with specific needs have been referred to concerned partners
- * An individual may have more than one specific needs

INACTIVE/CLOSURE AND REACTIVATION:

- Died: 0
 - Other: 3
 - Reactivation: 21
- Inactivation reasons are

INTER CAMP TRANSFER TO NIL

- Transfer HH: 0
- Transfer Individual: 0

Cumulative statistics and trends

TOTAL POPULATION REGISTERED TO DATE:

- 17,949 individuals
- 4,447 households
- Female headed households: 1,887(42%)

Cumulative statistics
From 01-Jan-13 To 28-Jul-13
New Registered Refugees: 3,608
New Birth: 643

INTER CAMP TRANSFER TO BATIL,DORO MOBILESERVER,GENDRASSA

- Transfer HH: 4,204
- Transfer Individual: 17,952

Contact Details

For specific data request, kindly contact

Juba Information Management Officer
tornieri@unhcr.org

Upper Nile Registration Officer
binene@unhcr.org

Upper Nile Database Administrator
amos@unhcr.org