

**POPULATION STATISTICS AS OF 04-Aug-13 DORO  
MOBILESERVER**

**Week 31 (29-Jul-13 to 04-Aug-13)**

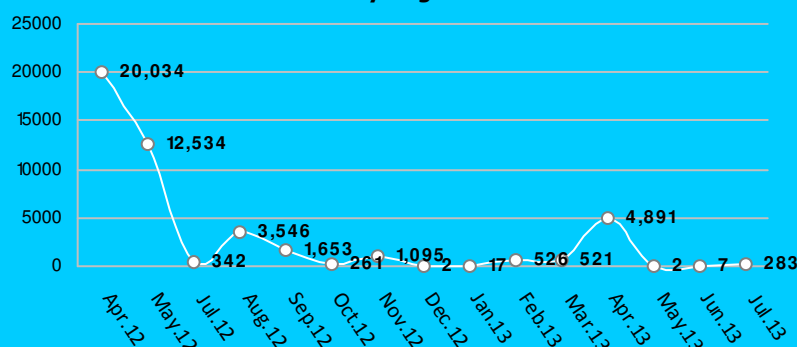


**Weekly Registration  
Gender & age breakdown**

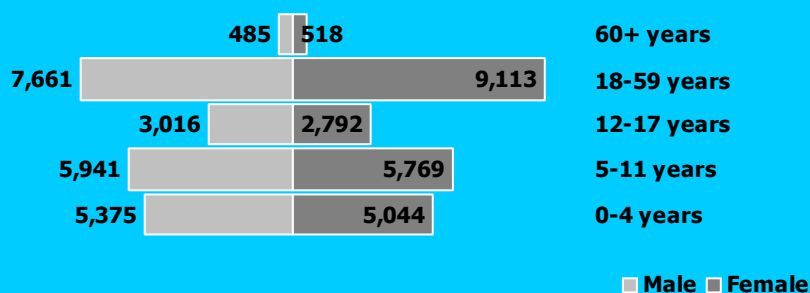


**CUMULATIVE STATISTICS**

**Monthly Registration**



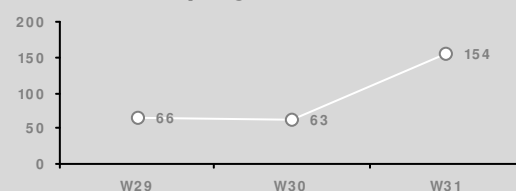
**Cumulative gender & age breakdown**



**Sectoral gender and age breakdown**

Education				Health			
Age Group	M	F	Total	Age Group	M	F	Total
3-5 years	3,194	3,036	6,230	0-5 months	234	206	440
6-13 years	6,231	5,900	12,131	6-23 months	1,536	1,448	2,984
14-17 years	1,713	1,668	3,381	24-35 months	1,395	1,318	2,713
				36-59 months	2,210	2,072	4,282
				<1 years	713	654	1,367
				1-4 years	4,662	4,390	9,052
				5-14 years	7,729	7,301	15,030
				15-49 years	8,340	9,846	18,186
				50+ years	1,034	1,045	2,079

**Weekly Registration Trends**



**Weekly registration  
29-Jul-13 to 04-Aug-13**

TOTAL NEW REGISTRATION: 154  
Newly Registered HH: 0

- New Birth: 151 (98%)
- Minor: 154 (100%)
- Female: 77 (50%)
- Unaccompanied and Separated Children: 0
- Women at risk: 1
- \* All individuals with specific needs have been referred to concerned partners
- \* An individual may have more than one specific needs

**INACTIVE/CLOSURE AND REACTIVATION:**

- Died: 0
  - Other: 0
  - Reactivation: 0
- Inactivation reasons are

**INTER CAMP TRANSFER TO NIL**

- Transfer HH: 0
- Transfer Individual: 0

**Cumulative statistics and trends**

**TOTAL POPULATION REGISTERED TO DATE:**

- 45,714 individuals
- 12,123 households
- Female headed households: 5,482(45%)

Cumulative statistics  
From 01-Jan-13 To 04-Aug-13  
New Registered Refugees: 5,126  
New Birth: 1,121

**INTER CAMP TRANSFER TO KAYA,BATIL,GENDRASSA**

- Transfer HH: 15
- Transfer Individual: 52

**Contact Details**

For specific data request, kindly contact

Juba Information Management Officer  
tornieri@unhcr.org

Upper Nile Registration Officer  
binene@unhcr.org

Upper Nile Database Administrator  
amos@unhcr.org