

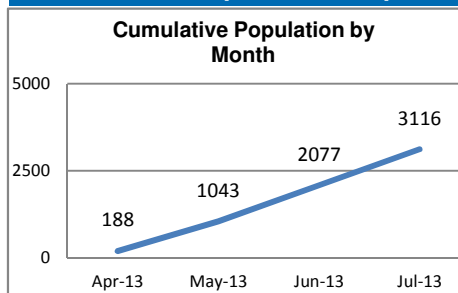
**Refugee Population** **3,116**

**Settlement Opened:** March 30, 2013



Credits Photo: UNHCR/A. Telo

#### Population Snapshot as of 31st of July 2013



Nbr of Household	1,341
Avg Household size	2.3
% of Children (<18)	41%
% Women & Children	55%

#### Refugee Registration:

Registration level II including biometrics and issuance of individual proof of registration to all 16 y.o. and above refugees.

#### Geographic Snapshot

Yida Camp is located in Unity State

**GPS Coordinates** N: 09.59.08.0

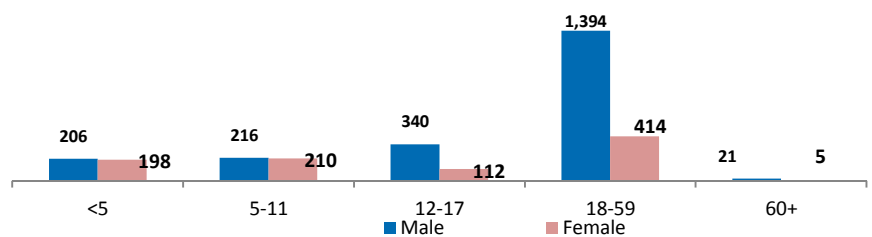
E: 30.16.06.5

**Distance from Border** 91 Km from Jau corridor

**Size of Camp Area** 1.300 hectares

**m<sup>2</sup>/Person** 400

#### Demographic Breakdown



#### Contextual Background

**Area of Origin** Sudan, South Kordofan State, Heban and Umdoreen counties

**Ethnicity** Moro, Atoro, Tita, Alliri,

**Main Occupation** Farmers (crop & vegetables), Students

#### Meeting Calendar

**MON**

11:00 WASH/Health/Nutrition WG @DRC Ajuong Thok (Biweekly)

**TUE**

11:00 Camp Coordination @DRC Ajuong Thok

12:30 Logistic WG @DRC Ajuong Thok

**WED**

10:00 WPE Community Outreach Meeting Women @WGWC

**THU**

11:00 Refugee Leadership-Partners Meeting @DRC Ajuong Thok

14:00 WPE Community Outreach Meeting Men (Location varies)

**FRI**

11:00 Joint Protection meeting for Ajuong Thok and Yida @Yida

**SAT**

#### Administrative Structure

##### Unity State Authorities:

Governor: **Jospeh Nguen Manytuil**

Deputy Governor: **Michael Chiengiek Gei**

##### Local Authorities:

County Commissioner: **Majok Gatdet Deng**

SSRCA Refugee Coordinator: **Issak Mabior**

##### Operational Refugees Committees:

Refugee Welfare Council Food distribution Committee

Agriculture committee WASH/Hygiene Committee

Health Committee



Credits photo: UNHCR/A. Telo

#### Achievements

- Construction of the first primary school at 75% completed;
- 3 GBV basic training conducted including two sessions to SSPS;
- 186 women in reproductive age received sanitary materials;
- Refugee democratic election led by SSRCA are ongoing;
- 100 % of refugees received NFIs and emergency shelter kits;
- 10 SC-UC have been successfully fostered.

#### Challenges

- Lack of textbooks and unavailability of English teachers ;
- Lack of capacity to address mental issues;
- Limited safety, security and legal structures result to impunity of the perpetrators;
- Delay in the distribution of water system, as per camp layout due to logistical constraints.




## Ajuong Thok Monthly Updates

### Protection

Favorable protection environment conditions have enhanced protection response and guaranteed the rights of refugees. - Individual case management systems are in place resulting to effective response, capacity building including material support to law enforcement agency to ensure safety and security of refugees in the camp, protection monitoring and systematic collection as well as analysis of protection information have enabled UNHCR and partners to identify the needs of refugees including adequate information about services, access to legal and Judiciary system of South Sudan. Refugees including women are also able to elect their representatives in a free, fair and democratic manner. The major challenge however is the limited capacity and presence of SSPS as well as the Justic system in the County

SGBV	SGBV Referral System		Referral system amongst protection partners is in place to respond to cases.			
	Number of Reported cases		9	# Cases receiving support		14
Child protection	Number of Refugees Trained in GBV		19			
	Number of Child Friendly Spaces		0	Monthly Average Attendance		
	% Girls		17%			
	UM-SC Mechanism		Family Tracing and Reunification Mechanism established			
	# UM-SC identified & documented		33	# Positive FTR		0
	# Foster care arrangements		10			



Credits: UNHCR/A. Telo



Credits: UNHCR/A. Telo

### Education

Indicator	Value	Standard	% F	Indicator	Value	Standard
% of Refugees Enrolled in Primary School*	80%	100%	30%	Number of Students per Teacher	70	40
% Average Monthly Attendance	90%	n/a	n/a	% of Female Teachers	10%	50%

Construction of the first primary school is near completion. Through the initiative of the PTA for the primary and secondary schools, 33 school benches were produced from used timbers to enable a conducive learning environment pending the delivery of school desks. The PTA also constructed two water stands in the primary school. The key challenges are the lack of textbooks, limited English Teachers and logistics

### Water and sanitation

Indicator	Value	Standard	Indicator	Value	Standard
Avg water available (litres/person/day)	19	>=20	Crude Toilet Coverage	11	<=20
Nbr of persons per usable water taps	125	<80	% of families with family shared latrines*	0%	100%
Water collected at HH level (litres/person/day)	n/a	>=20	% of PoC receiving >=450g soap/person/month	99%	100%

Temporary water point has been recently set up at the primary school.

\* Family latrines are shared among 4 families, based on a average household size of 5 members, to respect the standard of 20 persons per drop-hole

### Health/Nutrition

Indicators	Value	Standard	Indicator	Value	Standard	Indicator	Value	Standard
CMR/10,000/day	n/a	<1	# Persons/Health Facility	3,116	<10,000	% of U5 GAM	9.0%	<10%
U5 MR/10,000/day	n/a	<2	# Consultation/Clinician	34	1-4	% of U5 SAM	1.55%	<2%



- 332 U5 and Pregnant and Lactating Women out of 350 were each assisted with 840kcal/32g of supplementary food ration in July. Distribution to these targeted population are conducted bi-weekly.
- Access to health services to refugee community : 100% of refugees had access to PHCC services ( OPD, IPD, maternity), with physical access of walking distance to the health facility less than 1 Km;
- Referral system established and functioning: 100% of patients who required secondary referral was referred and no patient required tertiary referral;
- Establishment of community structures in refugee community i.e community health committees in eight blocks of the Ajuong Thok camp , two school health committees and the 8 Bomas of surrounding host community for implementation of community based care program.

### General Food Distribution

Date of last distribution	15 July 2013	Length of ration		Next planned distribution	15 August 2013
Avg Kcal/person/day provided	2,100	Planned beneficiaries	2,563	Served beneficiaries	2,547