


POPULATION STATISTICS AS OF 25-Aug-13 GENDRASSA
Week 34 (19-Aug-13 to 25-Aug-13)



Weekly Registration
Cumulative sex and age breakdown




0-4 years

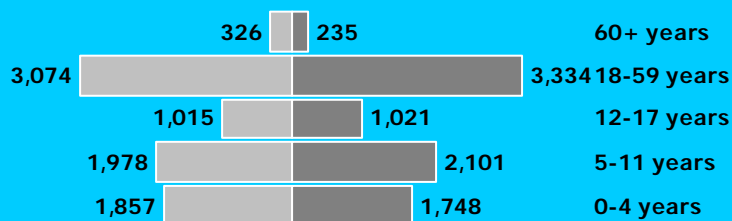
Male Female

CUMULATIVE STATISTICS

Monthly Registration



Cumulative sex and age breakdown



Male Female

Sectoral sex and age breakdown

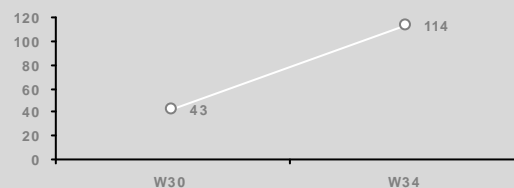
Education

Age Group	M	F	Total
3-5 years	1,138	1,175	2,313
6-13 years	2,002	2,030	4,032
14-17 years	631	672	1,303

Health

Age Group	M	F	Total
0-5 months	131	137	268
6-23 months	524	486	1,010
24-35 months	424	370	794
36-59 months	778	755	1,533
<1 years	255	249	504
1-4 years	1,602	1,499	3,101
5-14 years	2,528	2,572	5,100
15-49 years	3,237	3,625	6,862
50+ years	628	494	1,122

Weekly Registration Trends



Weekly registration
19-Aug-13 to 25-Aug-13

TOTAL NEW REGISTRATION: 114
 Newly Registration Active: 114
 Newly Registration Hold: 0
 Newly Registered HH 2

- New Birth: 111 (97%)
- Minor: 114 (100%)
- Female: 60 (53%)
- Unaccompanied and Separated Children: 0
- Women at risk: 0
- * All individuals with specific needs have been referred to concerned partners
- * An individual may have more than one specific needs

INACTIVE/CLOSURE AND REACTIVATION:

- Died: 0
- Other: 1
- Reactivation: 0
- Inactivation reasons are

INTER CAMP TRANSFER TO NIL

- Transfer HH: 0
- Transfer Individual: 0

Cumulative statistics and trends

TOTAL POPULATION REGISTERED TO DATE:
- 16,689 individuals(Active: 16,689 & Hold: 0)
- 4,170 households
 -Female headed households: 1,684(40%)

Cumulative statistics
 From 01-Jan-13 To 25-Aug-13
 New Registered Refugees: 1,551
 New Birth: 531

INTER CAMP TRANSFER TO KAYA,BATIL,DORO MOBILESERVER

- Transfer HH: 13
- Transfer Individual: 18

Contact Details

For specific data request, kindly contact

Juba Information Management Officer
 tornieri@unhcr.org

Upper Nile Registration Officer
 binene@unhcr.org

Upper Nile Database Administrator
 amos@unhcr.org