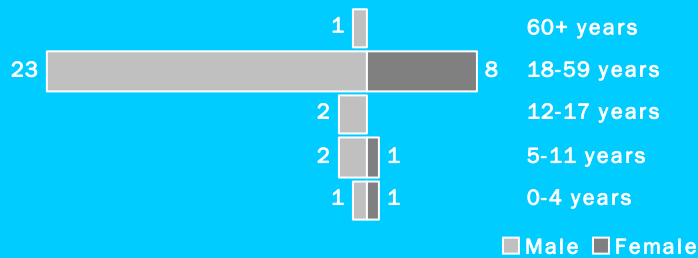


POPULATION STATISTICS AS OF 31-Aug-13 Ajoung Thok



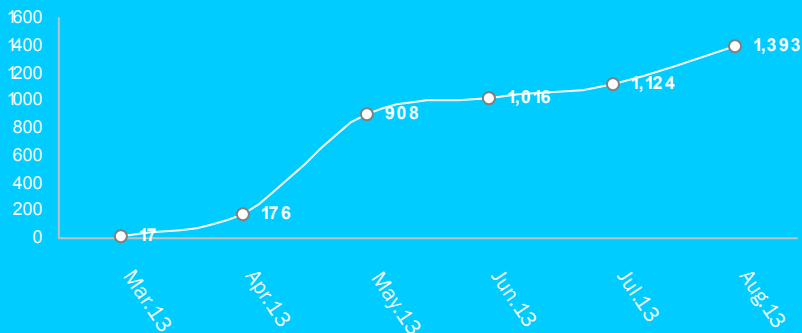
WEEKLY NEW REGISTRATION Week 35 (25-Aug-13 to 31-Aug-13)

Gender & age breakdown

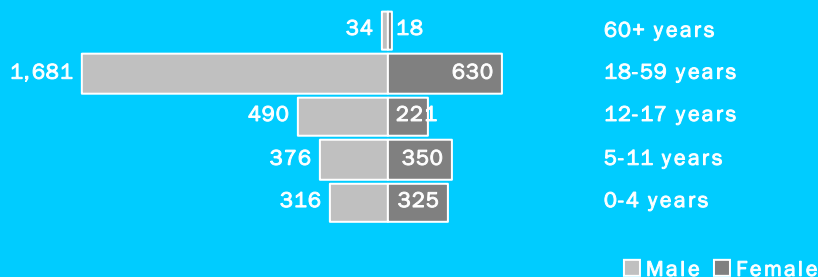


CUMULATIVE STATISTICS

Monthly Population Trends



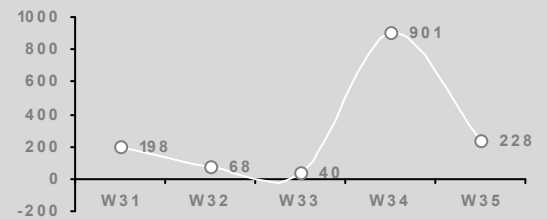
Cumulative gender & age breakdown



Sectoral gender and age breakdown

Education				Health			
Age Group	M	F	Total	Age Group	M	F	Total
3-5 years	197	197	394	0-5 months	11	18	29
6-13 years	419	364	783	6-23 months	93	106	199
14-17 years	387	150	537	24-35 months	75	61	136
				36-59 months	137	140	277
				<1 years	40	59	99
				1-4 years	276	266	542
				5-14 years	569	454	1,023
				15-49 years	1,938	730	2,668
				50+ years	74	35	109

Weekly Population Trends



Weekly registration 25-Aug-13 to 31-Aug-13

TOTAL NEW REGISTRATION: 39

Newly Registered HH: 21

Including

- New Birth: 0 (0%)

- Minor: 7 (18%)

- Female: 10 (26%)

- Unaccompanied and Separated Children: 0

- Women at risk: 1

* All individuals with specific needs have been referred to concerned partners

* An individual may have more than one specific needs

INACTIVE/CLOSURE AND REACTIVATION:

- Died: 0

- Inactivation: 12

- Reactivation: 51

- Rejection: 0

Rejection reasons are

Inactivation reasons are

12 refugees spontaneously back to Nuba.

Transfer IN:

Yida - 152

Nyeel - 19

Pariang - 18

Transfer OUT:

Juba - 6

Cumulative statistics and trends

TOTAL POPULATION REGISTERED TO DATE:

- 4,441 individuals

- 1,752 households

- Female headed households: 438(25%)

Cumulative statistics

From 01-Jan-13 To 31-Aug-13

New Registered Refugees: 1,022

New Birth: 7

Transfer IN(Cumulative)

Yida - 2018

Nyeel - 908

Pariang - 486

Transfer OUT(Cumulative)

Yida - 3

Juba - 6

Contact Details

For specific data request, kindly contact

Juba Information Management Officer

tornieri@unhcr.org

Juba Associate Registration Officer

oot@unhcr.org

Unity Registration Officer

telo@unhcr.org

Unity Database Administrator

tawanda@unhcr.org