


## POPULATION STATISTICS AS OF 01-Sep-13 YUSUF BATIL

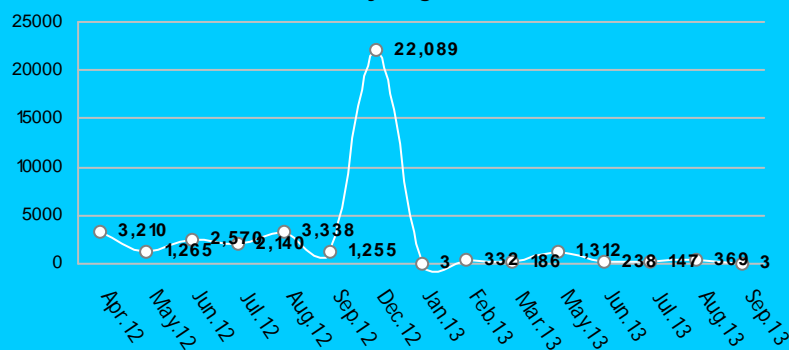
Week 35 (26-Aug-13 to 01-Sep-13)

### Weekly Registration Gender & age breakdown

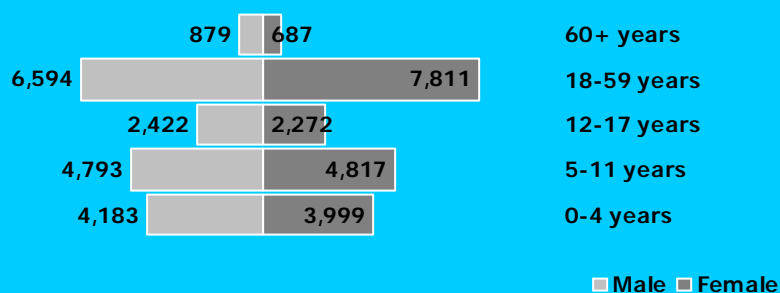


### CUMULATIVE STATISTICS

#### Monthly Registration



#### Cumulative gender & age breakdown

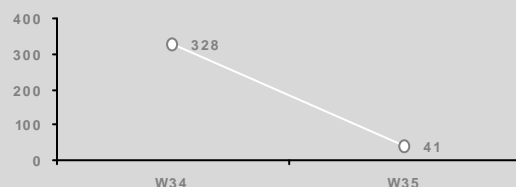


#### Sectoral gender and age breakdown

Education				Health			
Age Group	M	F	Total	Age Group	M	F	Total
3-5 years	2,742	2,618	5,360	0-5 months	354	315	669
6-13 years	4,889	4,827	9,716	6-23 months	1,138	1,118	2,256
14-17 years	1,413	1,404	2,817	24-35 months	861	806	1,667
				36-59 months	1,830	1,760	3,590
				<1 years	561	518	1,079
				1-4 years	3,622	3,481	7,103
				5-14 years	6,230	6,076	12,306
				15-49 years	6,808	8,097	14,905
				50+ years	1,650	1,414	3,064



### Weekly Registration Trends



### Weekly registration 26-Aug-13 to 01-Sep-13

TOTAL NEW REGISTRATION: 41

Newly Registered HH: 0

- New Birth: 41 (100%)
- Minor: 41 (100%)
- Female: 26 (63%)
- Unaccompanied and Separated Children: 0
- Women at risk: 0
- \* All individuals with specific needs have been referred to concerned partners
- \* An individual may have more than one specific needs

### INACTIVE/CLOSURE AND REACTIVATION:

- Died: 0
- Other: 0
- Reactivation: 0
- Inactivation reasons are

### INTER CAMP TRANSFER TO NII

- Transfer HH: 0
- Transfer Individual: 0

### Cumulative statistics and trends

### TOTAL POPULATION REGISTERED TO DATE:

- 38,457 individuals
- 9,415 households
- Female headed households: 3,597(38%)

### Cumulative statistics

From 01-Jan-13 To 01-Sep-13  
New Registered Refugees: 1,551  
New Birth: 1,036

### INTER CAMP TRANSFER TO KAYA,Doro,DORO MOBILESERVER,GENDRASSA

- Transfer HH: 27
- Transfer Individual: 64

### Contact Details

For specific data request, kindly contact

Juba Information Management Officer  
tornieri@unhcr.org

Upper Nile Registration Officer  
binene@unhcr.org

Upper Nile Database Administrator  
amos@unhcr.org