



# REFUGEE SURVEILLANCE UPDATE (MABAN AND YIDA)

Epidemiological Week 35

26<sup>th</sup> August – 1<sup>st</sup> September 2013

---

## Highlights

- The proportion of health facilities in Maban that submitted the weekly reports to the state and central level was 18 out of 23 bringing completeness to 78.3%. (*See list of health facilities in Maban and supporting partners on page 2*). All facilities serving the refugees in Maban reported on time in week 35, while those serving the host communities were 11 out of 16 facilities.
- Only one out of the three health facilities serving Yida refugee camp reported on time this week.
- Malaria was the leading priority disease recorded in the refugee camps (70.8%), followed by Acute watery diarrhea (25.4%), Acute bloody diarrhea (2.9%), and AJS (0.9%).
- Forty nine (49) suspected Acute Jaundice Syndrome (AJS) cases (or Hepatitis E cases) with one related death were recorded from Maban and Yida in week 35.
- Maban reported 71.4% of the total cases reported this week.
- No case was reported from the host community.
- Of the total cases reported from Maban, Gendrassa reported 42.9% of the cases, followed by Doro 28.6%, Kaya 25.7%, and Batil 2.9%.
- The cumulative AJS cases recorded from Maban refugee camps are 11,709 and 210 related deaths, while Yida has recorded 586 cases and 13 deaths.
- No cases of meningitis, measles, cholera, or viral haemorrhagic fever were reported this week.

## Reporting Performance

The total number of health facilities in Maban expected to report for *Early Warning and Alert Response Surveillance* (EWARS) system this week is 23. Of these, 16 serve the host community, seven serve refugee camps in Maban, and three serve Yida refugee camp. Three of the four silent health facilities serving the host community are operating but not reporting due to the long distance from Bunj town and lack of communication facilities.

**Table 1: Health facilities serving refugee and host communities in Maban and Yida**

FACILITY IN MABAN	WK29	WK30	WK31	WK32	WK33	WK34	WK35
<i>Doro camp clinic - MSF-B</i>	1	1	1	1	1	1	1
<i>Kaya camp - MSF-H clinic</i>	1	1	1	1	1	1	1
<i>Batil - MSF-H</i>	1	1	1	1	1	1	1
<i>Batil - Medair SE Clinic</i>	1	1	1	1	1	1	1
<i>Gendrassa - MSF H</i>	1	1	1	1	1	1	1
<i>Gendrassa - IMC</i>	1	1	1	1	1	1	1
<i>Kaya - IMC</i>	1	1	1	1	1	1	1
<i>Bunj PHCC - Relief International</i>	1	1	1	1	1	1	1
<i>Bunj Hospital SP - MOH</i>	1	1	1	1	1	1	1
<i>Dangaji PHCU - Relief International</i>	1	1	1	1	1	1	1
<i>Gesm Allah PHCU- Relief International</i>	1	1	1	1	1	1	1
<i>Jamam PHCU - MOH</i>	1	1	1	1	1	1	1
<i>Genkwata PHCU - MOH</i>	1	1	1	1		1	1
<i>Thuaye PHCU - MOH</i>	1	1	1	1	1	1	1
<i>New Guffa PHCU - MOH</i>	1	1	1				
<i>Khor Tumbak PHCU - MOH</i>							
<i>Puomky PHCU - Relief International</i>							
<i>Doro PHCU - SIM</i>	1	1	1	1	1	1	1
<i>Liang PHCU - Relief International</i>	1	1	1	1	1	1	1
<i>Nila PHCU - Relief International</i>	1	1	1	1	1	1	1
<i>Sheta PHCU - Relief International</i>	1	1	1	1	1	1	1
<i>Baugaya PHCU - MOH</i>							
<i>Thonkayo</i>							
<b>Total Facilities Reporting</b>	<b>20</b>	<b>20</b>	<b>19</b>	<b>18</b>	<b>17</b>	<b>18</b>	<b>18</b>
FACILITIES IN YIDA	WK29	WK30	WK31	WK32	WK33	WK34	WK35
<i>Wang Kuat PHCC - Care International</i>			1	1	1	1	
<i>Yida PHCC - Care International</i>			1	1		1	
<i>MSF-France Clinic</i>	1	1	1	1	1	1	1
<b>Total Facilities Reporting</b>	<b>1</b>	<b>1</b>	<b>3</b>	<b>3</b>	<b>2</b>	<b>3</b>	<b>1</b>

## Epidemic Prone Diseases Reported

### Acute Watery Diarrhea (AWD)

A total of 1006 AWD cases were reported in Maban and Yida refugee camps during this reporting week with no related deaths. AWD accounted for 25.4% of the priority diseases reported this week. Proportion of cases below five years was at 73.2% of all reported AWD cases in all the camps. The incidence of AWD this week was lower in Yida perhaps due to only one facility reporting this week than the previous week.

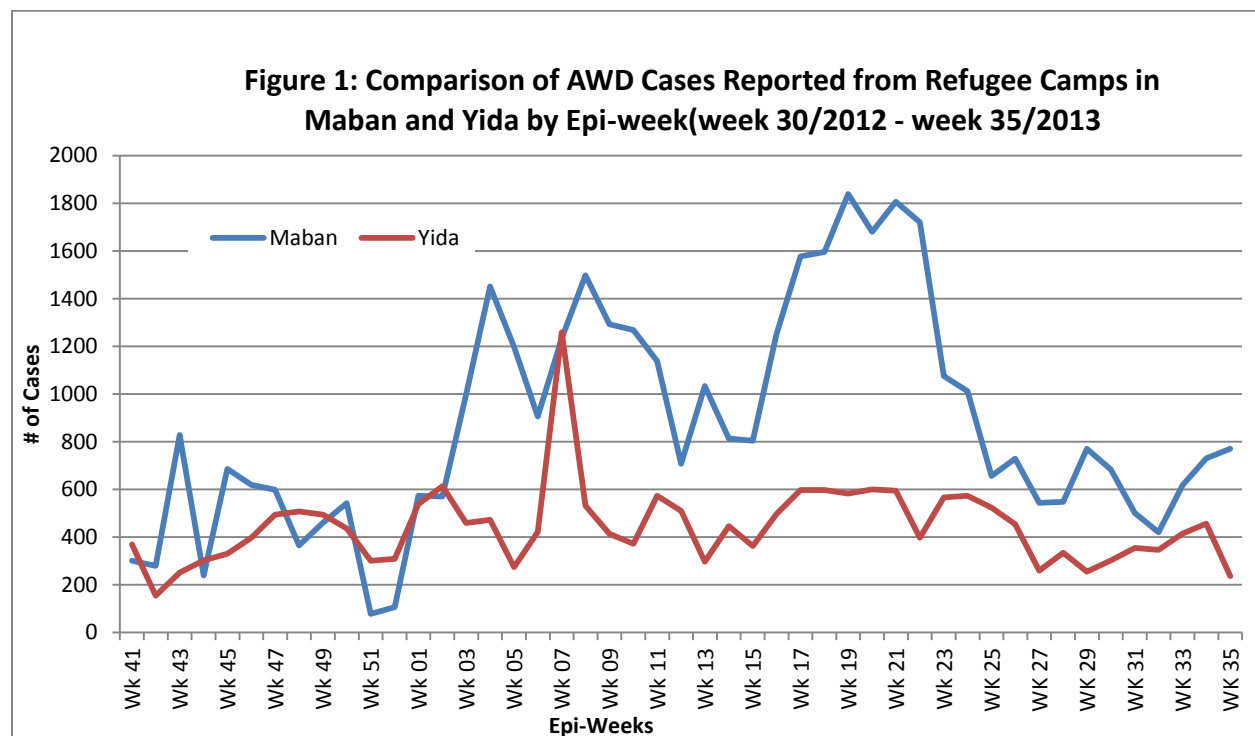


Figure 1 shows a comparison of AWD cases reported by Epi-week in year 2012 -2013 from facilities serving the Refugees in Maban and Yida. The incidence rate of AWD in the camps of Maban increased while it decreased in Yida this week. The cases among the Host community in Maban increased to 308 from 240 in the previous week with no related deaths.

### Dysentery (ABD)

A total of 115 cases of ABD with no related deaths were reported in week 35 from the refugee

camps in Maban and Yida. This week recorded fewer cases compared to the previous week (134). The proportion of cases in children below five years increased to 56.6% from 55.2% the previous week.

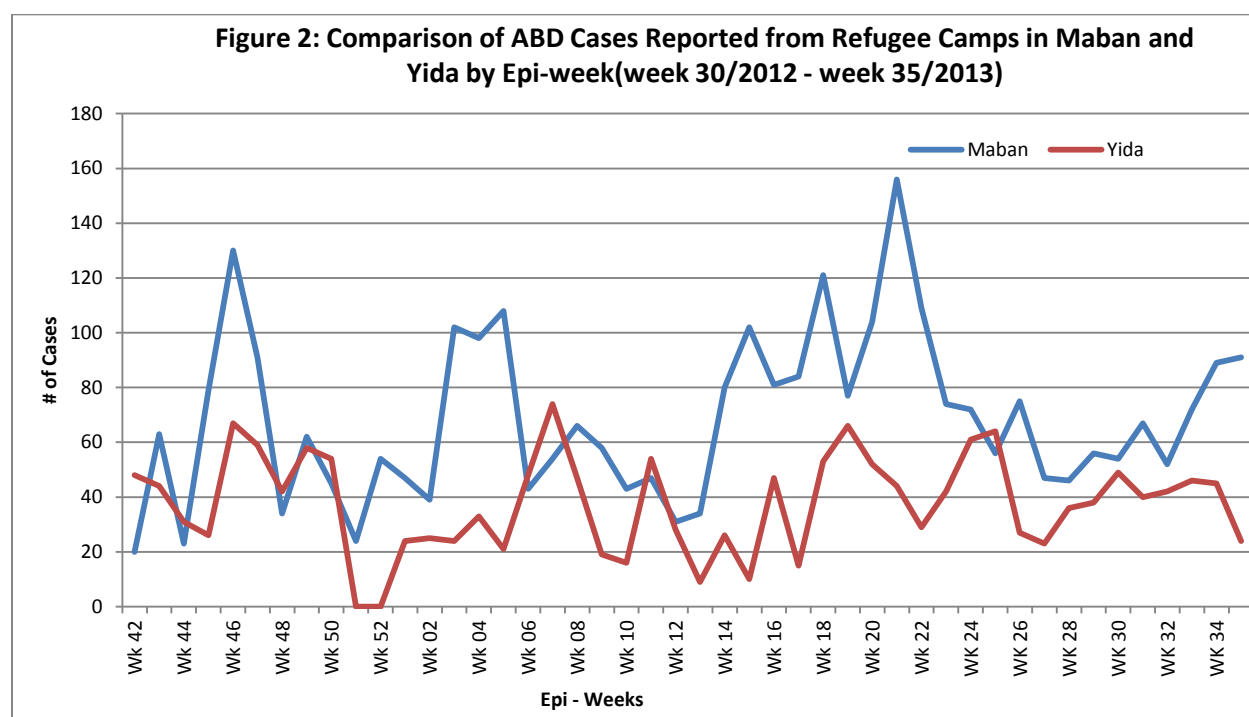
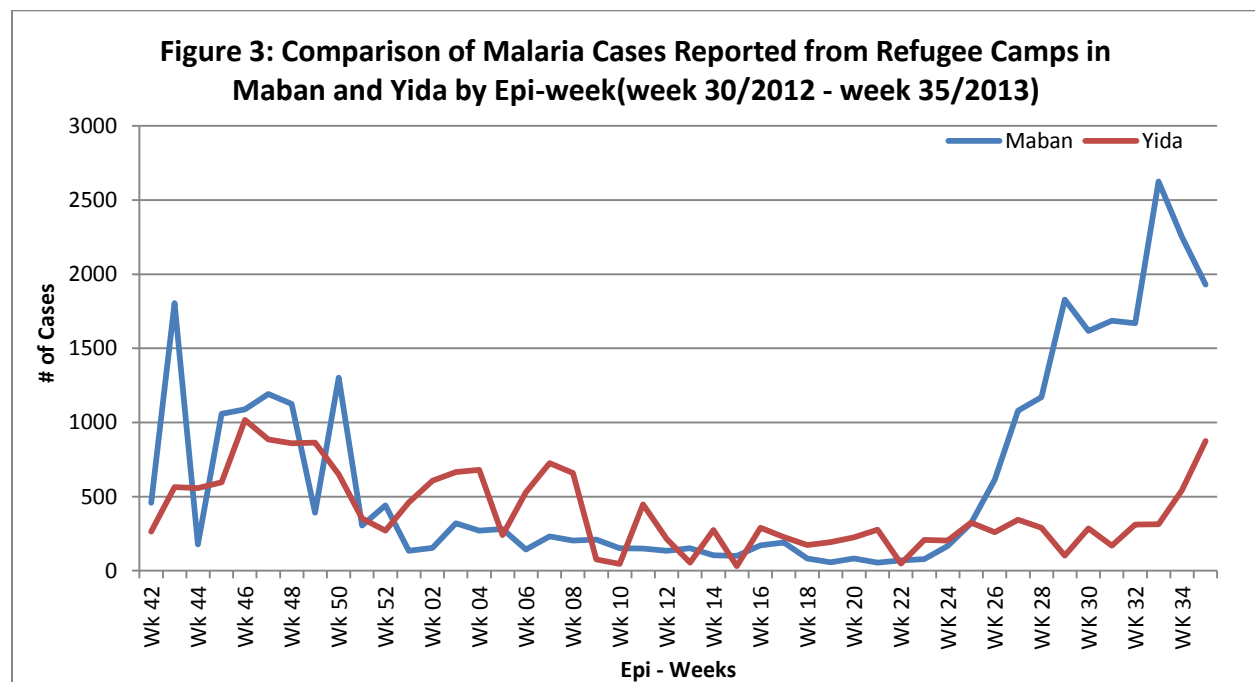


Figure 2 above shows a comparison of ABD cases reported by Epi-week and year 2012 – 2013 in Maban and Yida camps. The ABD incidence reported in Maban this week decreased. The ABD incidence among the host community in Maban increased to 149 from 135 in the previous week.

## Malaria

Malaria incidence in Maban refugee camps this week decreased to 1931 compared to 2252 cases in the previous week with one related death in Kaya. The incidence increased in Yida this week. Out of all the cases, 33.8% were reported in children below five years of age in both Maban and Yida. In Maban County, 761 cases of malaria with no related deaths were reported from facilities serving the host community. Malaria cases in the host community decreased this week compared to those recorded in the previous week (785). The under 5 years old in the host community had a higher incidence of malaria (43.6%) than those in the refugee camps (33.8%). The incidence of malaria among children in the camps has for a long time been around 20% of the total malaria cases. However, this week had a higher incidence in children in the camps

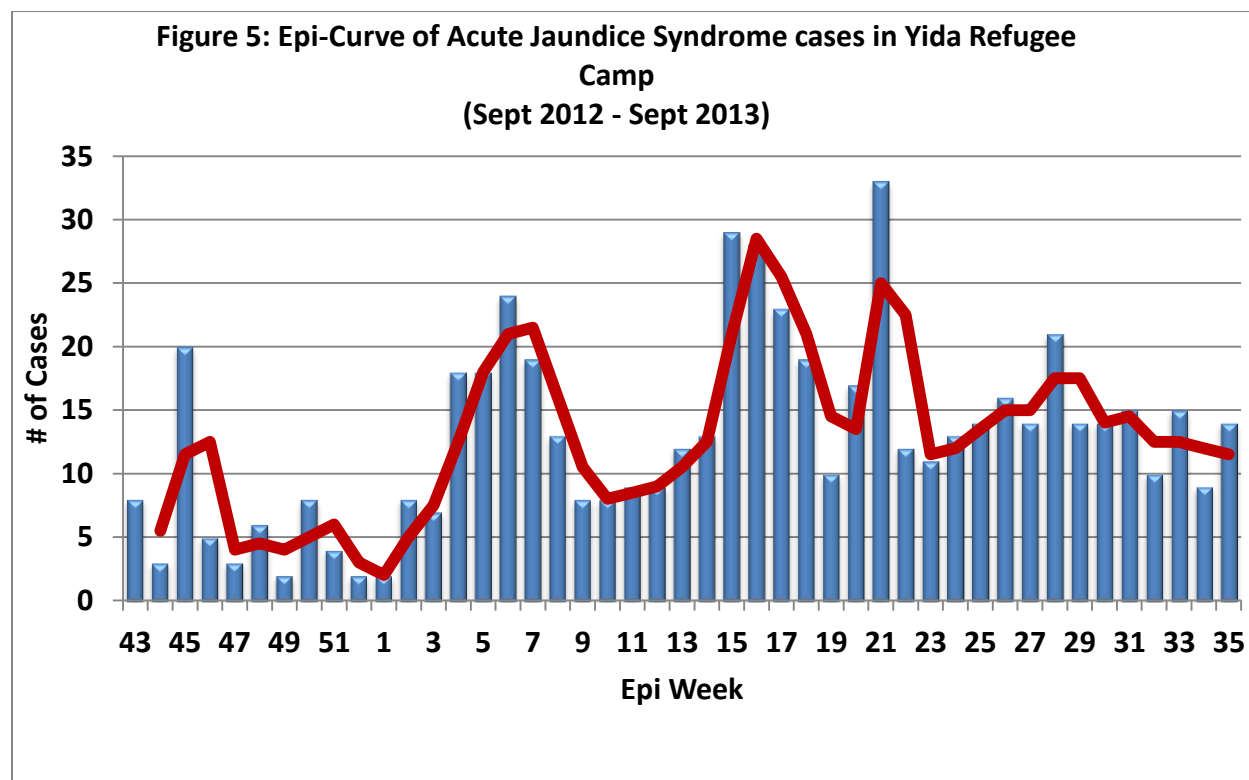
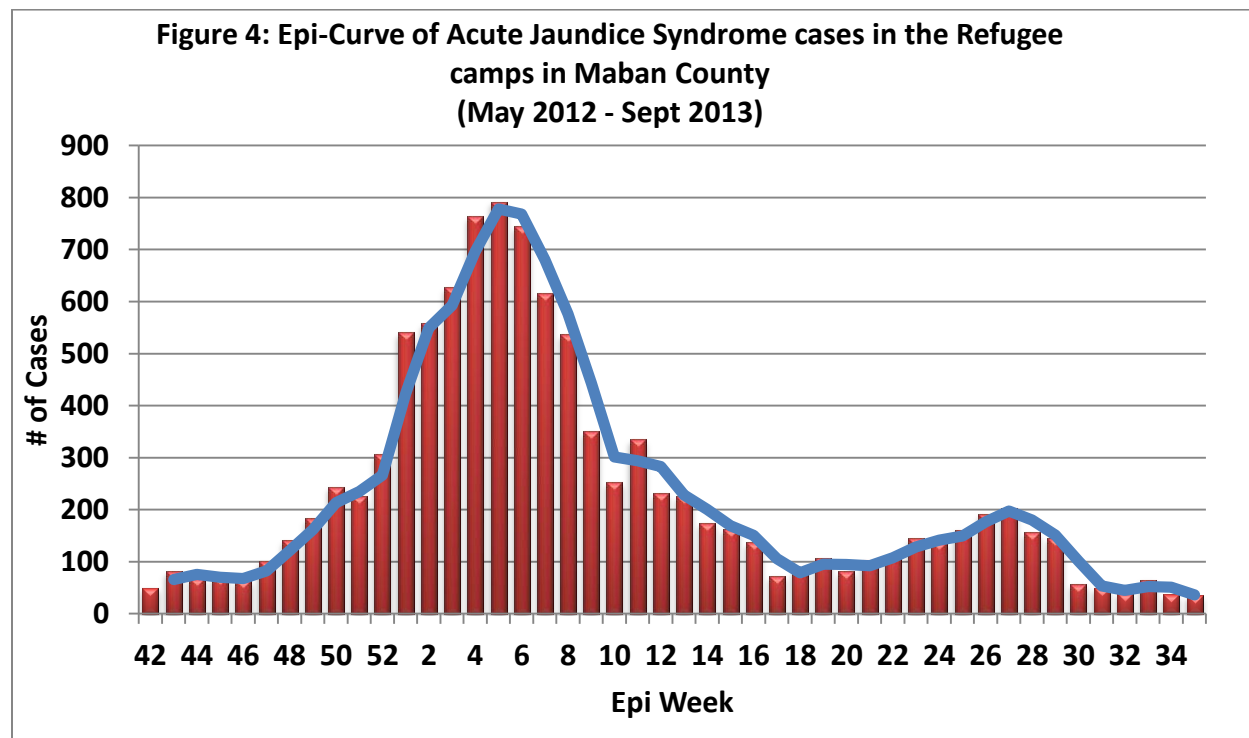
than usual. Despite the increase, malaria incidence has remained lower among children in the camps than those in the host community.



### Acute Jaundice Syndrome (AJS)

A total of forty nine (49) suspected Acute Jaundice Syndrome cases (or Hepatitis E cases) with one related death were recorded from Maban and Yida in week 35 (*Figures 4 and 5 show AJS Epi-Curve in Maban and Yida*). No case was reported from the host community this week. As shown in figure 4 and 5, cumulative AJS cases and related deaths recorded from Maban and Yida refugee camps were 11,709 and 210, and 586 and 13 respectively since the outbreak till week 35. Compared to previous weeks, AJS/HEV cases have reduced remarkably since mid-July especially in Batil. Gendrassa and Doro are still reporting high numbers of AJS/HEV cases compared to the previous months. More emphasis is being directed to improving hygiene and sanitation at house hold level, creating more awareness in the community, and screening. All health and WASH actors in the camps are being engaged in prevention activities against Hep E. WASH crude indicators are good according to sphere and UNHCR standards. Hep E awareness is being stepped up in the community through schools, places of worship, women and youth groups, and social events. The pattern of the epidemic has shown a decreasing trend in all the

camps in Maban in the recent weeks. Prevention and monitoring activities are ongoing as we observe the declining trend.



**Other Diseases:** No Meningitis, Measles, Cholera, Viral Hemorrhagic fever or Influenza like illness were reported during this week.

**Table 2: Summary of Priority Diseases in Maban week 35**

Camps	Doro		Batil		Gendrassa		kaya		Maban TOTAL		Yida		Yida TOTAL		Host Community	
Cases/ Death	C	D	C	D	C	D	C	D	C	D	C	D	C	D	C	D
Suspected Cholera	0	0	0	0	0	0	0	0	0	0	0	0	0	0	0	0
AWD	308	0	271	0	78	0	113	0	770	0	236	0	236	0	308	0
ABD	21	0	26	0	18	0	26	0	91	0	24	0	24	0	149	0
Meningitis	0	0	0	0	0	0	0	0	0	0	0	0	0	0	0	0
Measles	0	0	0	0	0	0	0	0	0	0	0	0	0	0	0	0
AJS	10	0	1	0	15	0	9	0	35	0	14	0	14	0	0	0
Malaria	1030	0	418	0	345	0	138	0	1931	0	875	0	875	0	761	0
AFP	0	0	0	0	0	0	0	0	0	0	0	0	0	0	0	0
Neonatal Tetanus	0	0	0	0	0	0	0	0	0	0	0	0	0	0	0	0
VHF	0	0	0	0	0	0	0	0	0	0	0	0	0	0	0	0
<b>Total</b>	<b>1369</b>	<b>0</b>	<b>716</b>	<b>0</b>	<b>456</b>	<b>0</b>	<b>286</b>	<b>0</b>	<b>2827</b>	<b>0</b>	<b>1149</b>	<b>0</b>	<b>1149</b>	<b>0</b>	<b>1218</b>	<b>0</b>

**Key :** AWD – Acute Watery Diarrhea, ABD – Blood Diarrhea/Dysentery, Men – Meningitis, AJS – Acute Jaundice Syndrome, AFP – Acute Flaccid Paralysis/Polio, NT - Neonatal Tetanus, 0 -Zero Report, C – Cases, D - Deaths, **Timely reports** - Reports received before Wednesday 10:00am, **Completeness** - Proportion of health facilities reporting in a county/state, **Timeliness** - Proportion of county in a state reporting on time. HFs- Health Facilities, **EPI-Expanded program for immunization**

**For comments or questions, please contact:** Surveillance Department, MoH-RSS, Tel: 0955551147; 0922186571;  
E-mail: [outbreak\\_ss\\_2007@yahoo.com](mailto:outbreak_ss_2007@yahoo.com), HF radio frequency: 8015 USP; CELL CALL: 7002



The Weekly Surveillance Bulletin is produced with the support UNH